

VII. STANDING COMMITTEES

B. Finance, Audit and Facilities Committee

UW

Report of Contributions

University of Washington
University of Washington Foundation

June and July, 2005

**UW FOUNDATION
REPORT OF CONTRIBUTIONS - JUNE 2005**

NOTES AS OF JUNE 30, 2005

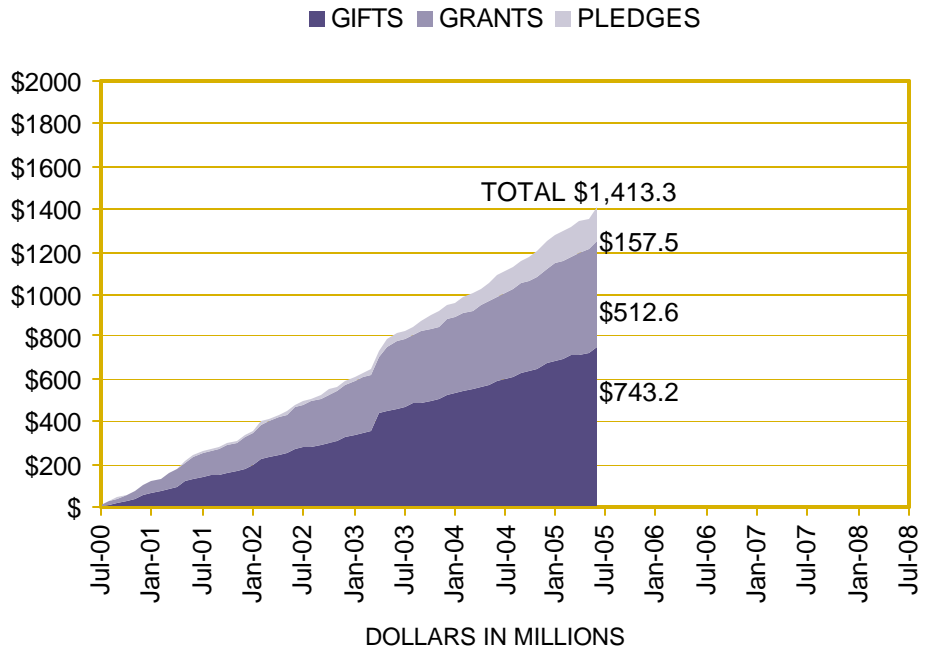
DATA POINTS

\$1,413,330,765 has been raised toward our campaign goal of \$2 billion.


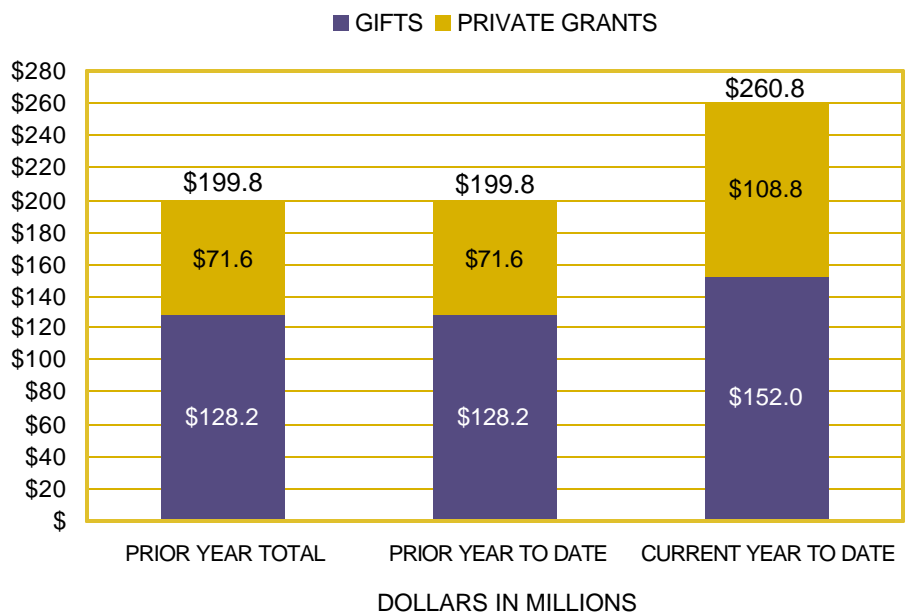
The UW received \$45.5 million in total private voluntary support (\$21.7 million in gifts and \$23.8 million in grants) in June.

Areas including Arts & Sciences, UW Bothell, Business, Dentistry, Education, Engineering, Evans School of Public Affairs, Forest Resources, Graduate School, Intercollegiate Athletics, Libraries, UW Medicine, Nursing, Ocean and Fisheries, Pharmacy, Public Health, Social Work and UW Tacoma are ahead of last year's year-to-date totals.

FUNDRAISING PROGRESS SINCE JULY 1, 2000



CURRENT GIFT AND PRIVATE GRANT TOTALS



JUNE 2005 GIFTS AND IMPACT

Selected gifts representing private support for one of the University of Washington's key fundraising priorities -- student, faculty, program and facility support.

Wilma Bradley — \$383,555 to the College of Engineering


- Wilma Bradley established the Warren Francis and Wilma Kolm Bradley Endowed Professorship in Computer Science & Engineering in 1996 in her name and that of her late husband. The Professorship was designated to enable the University to attract distinguished faculty in Natural Sciences or Engineering.
- She became interested in Computer Science & Engineering after attending the UW Annual Faculty Lecture given by CSE Professor Ed Lazowska. She then began supporting CSE Ph.D. students and regularly attending their thesis defenses and commencement ceremonies.
- In 2004 she decided to change the endowment to a chair and to date has given \$850,000 to fund it.
- The chair is currently held by David Notkin, CSE Department Chair. His research is focused on software engineering, and software evolution – understanding why software is so difficult and expensive to change, and reducing those challenges and costs.

William G. Clark and Elizabeth Jane Pfender — \$10,000 to the College of Ocean and Fishery Sciences

- This gift will benefit the Gerald J. Paulik Memorial Scholarship Endowment, established by family, friends, and colleagues in memory of Gerald J. Paulik, former faculty member in the School of Aquatic and Fishery Sciences at the UW. The fund provides support for students interested in quantitative sciences.
- Dr. Clark is a scientist with the International Pacific Halibut Commission (IPHC), which researches and manages Pacific halibut stocks in Canadian and U.S. waters. The IPHC has a long-term relationship with the University of Washington, where Dr. Clark is affiliate faculty of the College of Ocean and Fishery Sciences.
- The gift will receive a 100% match via the Faculty/Staff/Retiree Campaign for Students, a special initiative sponsored by the University this year.

Port of Tacoma — \$1,000,000 to UW Tacoma

- The Port of Tacoma's \$1,000,000 investment will create the Port of Tacoma Chair, allowing UW Tacoma to attract leading professors to focus on teaching and research on topics related to Port priorities. The Chair will initially focus on environmental science and the city's proposed Urban Waters program, which would provide research on cleaning and maintaining urban waterways like Commencement Bay.
- In 2000, the Port of Tacoma – the largest container port in the Pacific Northwest – supported a highly successful community fund-raising effort with a \$500,000 investment that helped attract state funding to establish the Institute of Technology at UW Tacoma.
- SSA Marine, a local shipping company, and the City of Tacoma will each give \$500,000 to help establish the Port of Tacoma Chair. Another \$1 million in matching funds from the University of Washington will enable UW Tacoma to fully endow the \$3 million needed to hire a faculty chair to oversee the research.





REPORT OF CONTRIBUTIONS

June 2005

CAMPAIGN UW: CREATING FUTURES

Report prepared by: Office of Development and Alumni Relations
Advancement Services, Information Management

7/13/2005 11:45 AM

TABLE OF CONTENTS


Campaign Progress to Date*	1
Campaign Progress by Giving Level*	2
Campaign Progress Pyramid*	3
Campaign Progress by Constituency*	4
Campaign Theme Progress*	5
Development Area Summary - Total Private Voluntary Support	6
Development Area Summary - Gifts and Private Grants	7
Development Area Summary - Gifts	8
Complete Fiscal Year Comparison	9
Year to Date Contribution Totals	10
Development Activity by Donor Type	11
Alumni Participation by Constituency	12

*All Campaign totals represented are from July 1, 2000 through the end of the preceeding calendar month. Please note that grant revenue totals in Campaign Reports may contain clinical trials. Fundraising totals from all affiliated non-profit organizations are also included in UW Campaign totals.

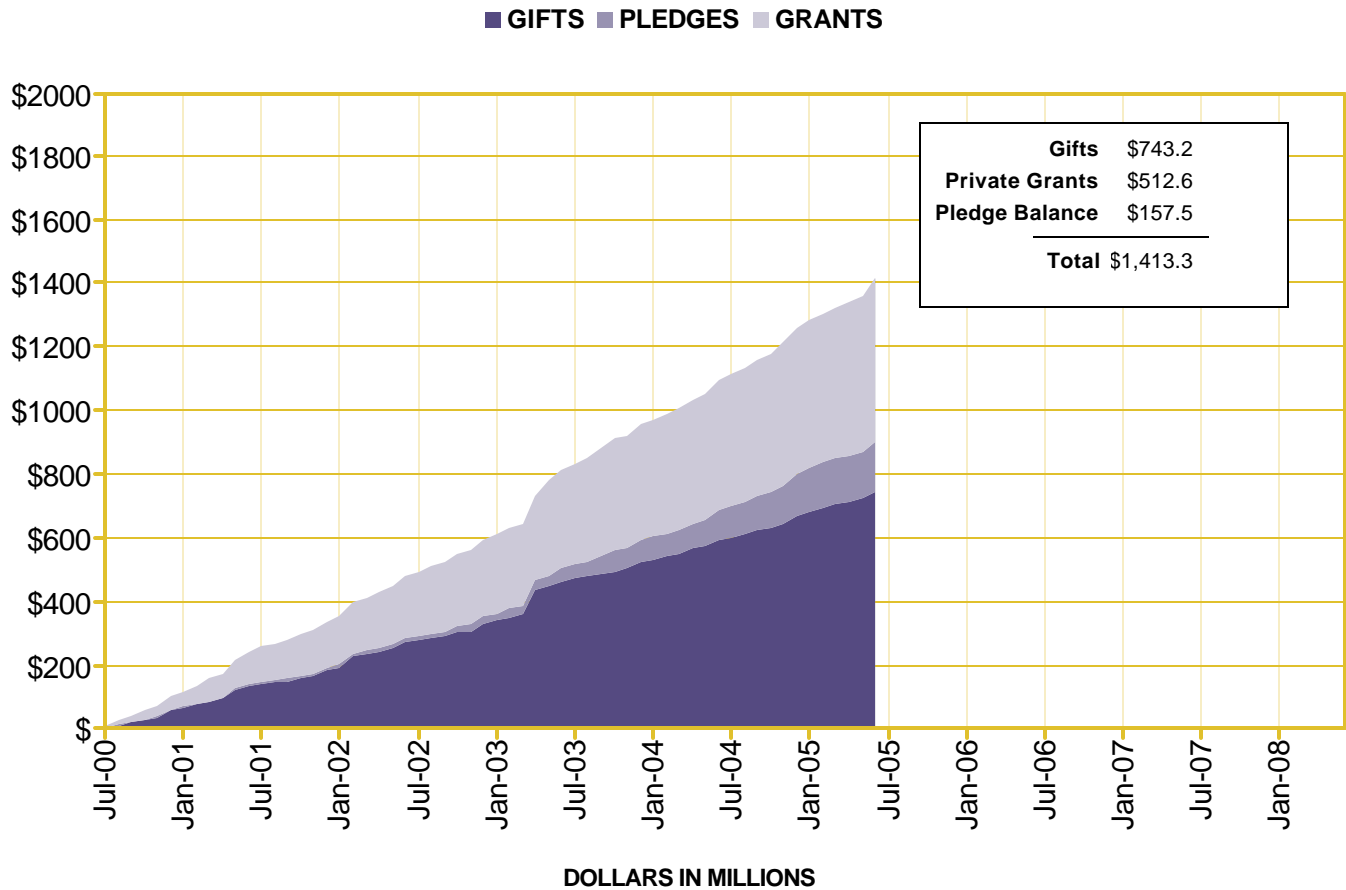
Annual reporting is July 1, 2004 through the end of the preceeding calendar month.

Job Number: 66285
June 2005

Table of Contents



CAMPAIGN PROGRESS SINCE JULY 1, 2000




Source: UW Office of Development

Summarizes Total Private Voluntary Support since July 1, 2000. Testamentary Commitments included in Pledge Balance total. All dollar totals in millions.

Job Number: 66285
 June 2005

Fundraising Progress Since July 1, 2000




CAMPAIGN PROGRESS BY GIVING LEVEL

DOLLARS RAISED							
Gifts and Pledges							
Giving Level *	Alumni	Non Alumni	Family Fndns.	Corporations	Foundations	Other Orgs.	Total
\$100M+	\$0	\$32,720	\$87,118,882	\$0	\$0	\$0	\$87,151,602
\$50M - \$99,999,999	\$0	\$0	\$0	\$0	\$0	\$0	\$0
\$10M - \$49,999,999	\$28,653,745	\$45,988,742	\$20,512,500	\$22,384,838	\$31,278,023	\$1,503,340	\$150,321,187
\$5M - \$9,999,999	\$15,153,324	\$3,005,500	\$0	\$22,492,264	\$13,216,754	\$21,360,719	\$75,228,561
\$1M - \$4,999,999	\$67,661,269	\$49,572,431	\$21,445,310	\$60,280,426	\$35,678,953	\$5,942,750	\$240,581,139
\$100,000 - \$999,999	\$65,507,498	\$54,163,118	\$17,338,102	\$30,039,706	\$16,728,966	\$9,961,617	\$193,739,008
\$25,000 - \$99,999	\$18,746,280	\$13,906,077	\$2,351,977	\$12,882,882	\$3,315,065	\$2,701,931	\$53,904,213
\$10,000 - \$24,999	\$12,313,530	\$9,036,756	\$749,815	\$6,313,844	\$838,415	\$1,157,704	\$30,410,063
\$5,000 - \$9,999	\$9,313,053	\$7,061,778	\$260,593	\$3,759,972	\$399,487	\$513,653	\$21,308,535
\$2,000 - \$4,999	\$8,536,140	\$6,734,143	\$83,619	\$2,733,277	\$219,003	\$323,509	\$18,629,691
\$1,000 - \$1,999	\$4,421,898	\$3,668,765	\$19,740	\$1,217,616	\$67,436	\$147,478	\$9,542,932
\$500 - \$999	\$3,928,027	\$3,073,566	\$4,710	\$594,272	\$26,765	\$77,835	\$7,705,176
\$250 - \$499	\$2,775,426	\$1,977,411	\$1,300	\$260,819	\$7,527	\$39,884	\$5,062,368
\$100 - \$249	\$2,599,735	\$1,734,020	\$1,210	\$241,691	\$7,572	\$25,485	\$4,609,713
\$1 - \$99	\$1,320,696	\$1,116,725	\$154	\$62,414	\$1,038	\$9,049	\$2,510,077
Gift / Pledge Total	\$240,930,623	\$201,071,752	\$149,887,911	\$163,264,020	\$101,785,005	\$43,764,954	\$900,704,264
Private Grant Total							\$512,626,501
DONOR COUNTS							
Giving Level	Alumni	Non Alumni	Family Fndns.	Corporations	Foundations	Other Orgs.	Total
\$100M+	0	2	1	0	0	0	3
\$50M - \$99,999,999	0	0	0	0	0	0	0
\$10M - \$49,999,999	8	6	2	3	4	1	24
\$5M - \$9,999,999	4	4	0	7	5	7	27
\$1M - \$4,999,999	70	76	13	47	42	32	280
\$100,000 - \$999,999	385	421	65	371	153	160	1,555
\$25,000 - \$99,999	757	691	62	549	134	166	2,359
\$10,000 - \$24,999	1,486	1,365	55	596	80	136	3,718
\$5,000 - \$9,999	2,421	2,136	45	698	81	98	5,479
\$2,000 - \$4,999	4,590	4,310	30	1,095	83	137	10,245
\$1,000 - \$1,999	5,243	5,252	18	1,125	58	139	11,835
\$500 - \$999	8,517	8,091	10	1,099	43	133	17,893
\$250 - \$499	10,554	8,993	4	922	24	127	20,624
\$100 - \$249	21,433	17,230	9	1,884	55	201	40,812
\$1 - \$99	33,940	35,163	4	1,607	20	258	70,992
Total	89,408	83,740	318	10,003	782	1,595	185,846


Source: UW Office of Development & Alumni Relations

This report shows the count of distinct donors and campaign total by giving level and donor type since July 1, 2000.

*"Giving Level" is determined by summing all gift record types (including grants); however only gifts and pledges are used to calculate dollar totals in the "Dollars Raised" chart.



CAMPAIGN PROGRESS BY PYRAMID, SINCE JULY 1, 2000



185,846 Donor Count

Gift and Pledges \$900,704,264

Campaign Total: \$1,413,330,765 *Campaign Working Goal: \$2,000,000,000 Percent Complete: 70.7%

Source: UW Office of Development

The counts of distinct donors and fundraising totals by giving level are shown.


*Unit campaign goals are still being finalized.

Pyramid Levels are determined by summing all gift record types(including grants); however only gifts and pledges are used to calculate dollar totals displayed.

Job Number: 66285

Campaign Progress Pyramid - Since July 1, 2000

June 2005



CAMPAIGN PROGRESS BY CONSTITUENCY


	GIFTS	Irrevocable Deferred Gifts		PLEDGES	Testamentary Commitments		GRANTS	Campaign - Private Voluntary Support		
		Donor Value	Discount Value		Donor Value	Discount Value		TOTAL	Working Goal	% of Goal
UW Medicine	\$219,997,176	\$9,976,291	\$4,587,385	\$18,250,340	\$17,064,853	\$3,976,775	\$257,664,958	\$522,953,617	\$1,000,000,000	52.3%
Architecture	\$5,904,482	\$244,117	\$78,098	\$740,115	\$0	\$0	\$1,522,775	\$8,411,489	\$19,000,000	44.3%
Arts and Sciences	\$76,030,568	\$5,145,057	\$2,676,584	\$9,785,639	\$7,274,000	\$4,282,001	\$55,336,186	\$153,571,450	\$240,000,000	64.0%
Broadcast Services	\$33,312,673	\$0	\$0	\$14,969	\$0	\$0	\$0	\$33,327,642	N/A	N/A
Business School	\$43,734,807	\$741,794	\$337,793	\$29,464,700	\$3,000,271	\$2,035,446	\$200,800	\$77,142,372	\$226,000,000	34.1%
Dentistry	\$5,715,643	\$20,000	\$7,801	\$797,006	\$400,000	\$154,475	\$3,506,259	\$10,438,908	\$15,000,000	69.6%
Education	\$7,784,911	\$2,849	\$2,849	\$4,110,370	\$0	\$0	\$11,654,259	\$23,552,389	\$23,000,000	102.4%
Engineering	\$103,871,294	\$1,568,700	\$626,966	\$9,067,998	\$2,255,000	\$1,298,357	\$51,945,836	\$168,708,828	\$250,000,000	67.5%
Evans Schl. of Pub. Affairs	\$8,701,493	\$57,994	\$20,282	\$491,035	\$500,000	\$265,793	\$31,155,905	\$40,906,428	\$40,000,000	102.3%
Forest Resources	\$6,043,615	\$646,572	\$439,763	\$570,364	\$1,500,000	\$736,582	\$2,802,018	\$11,562,569	\$17,700,000	65.3%
Friday Harbor Labs	\$5,477,519	\$153,242	\$24,284	\$375,970	\$695,000	\$438,421	\$765,000	\$7,466,732	\$12,000,000	62.2%
Information School	\$2,352,675	\$0	\$0	\$136,654	\$100,000	\$64,666	\$836,947	\$3,426,276	\$5,000,000	68.5%
Intercollegiate Athletics	\$73,065,534	\$211,597	\$102,931	\$5,936,033	\$0	\$0	\$0	\$79,213,165	\$110,000,000	72.0%
Law	\$22,609,038	\$2,026	\$2,026	\$1,585,958	\$0	\$0	\$937,944	\$25,134,966	\$70,000,000	35.9%
Libraries	\$4,180,747	\$442,146	\$272,953	\$95,412	\$772,000	\$379,527	\$410,326	\$5,900,630	\$9,000,000	65.6%
Nursing	\$6,854,855	\$275,000	\$119,617	\$1,200,441	\$2,225,000	\$1,224,918	\$6,605,125	\$17,160,420	\$24,000,000	71.5%
Ocean and Fisheries	\$9,623,351	\$562,500	\$187,134	\$1,119,336	\$0	\$0	\$15,805,779	\$27,110,967	\$34,000,000	79.7%
Pharmacy	\$6,654,666	\$0	\$0	\$463,669	\$0	\$0	\$4,009,253	\$11,127,588	\$10,260,000	108.5%
President's Funds	\$4,763,488	\$622,974	\$355,647	\$534,717	\$2,750,000	\$1,353,977	\$0	\$8,671,179	N/A	N/A
Public Health	\$12,569,649	\$50,259	\$24,777	\$751,034	\$0	\$0	\$51,105,277	\$64,476,219	\$90,000,000	71.6%
Scholar. & Student Progs.	\$20,898,101	\$321,293	\$97,431	\$2,508,379	\$1,000,000	\$530,038	\$624,871	\$25,352,645	\$40,000,000	63.4%
Social Work	\$1,532,035	\$165,797	\$33,243	\$212,096	\$0	\$0	\$4,674,522	\$6,584,449	\$10,000,000	65.8%
University Press	\$1,423,790	\$83,788	\$35,275	\$28,630	\$0	\$0	\$0	\$1,536,208	\$3,000,000	51.2%
University Support	\$21,974,654	\$885,063	\$452,980	\$7,119,915	\$11,750,000	\$4,429,293	\$10,942,261	\$52,671,892	N/A	N/A
UW Bothell	\$1,981,650	\$0	\$0	\$251,792	\$0	\$0	\$50,500	\$2,283,942	\$5,700,000	40.1%
UW Tacoma	\$13,796,199	\$150,000	\$150,000	\$7,821,897	\$2,800,000	\$1,594,562	\$69,700	\$24,637,796	\$30,000,000	82.1%
All UW Total	\$720,854,613	\$22,329,058	\$10,635,819	\$103,434,468	\$54,086,124	\$22,764,831	\$512,626,501	\$1,413,330,765	\$2,000,000,000	70.7%

Source: UW Office of Development

Fundraising progress toward campaign working goals by constituency area (school/college/program). Campaign total is the sum of gifts, grants, active pledges and donor values of irrevocable deferred gifts and testamentary commitments. "N/A" is not applicable. 1 - "Pledges" are those in active status only. 2 - "Grants" are private grants only. 3 - Unit campaign working goals are still being finalized.

Job Number: 66285
June 2005

Campaign Progress by Constituency - Since July 2000



CAMPAIGN FUNDING THEME PROGRESS - JULY 2000 - PRESENT


THEME	CURRENT USE	ENDOWMENT	TOTAL
Student Support	\$65,472,879	\$79,197,694	\$144,670,572
Faculty Support	\$64,787,539	\$82,445,771	\$147,233,311
Program Support for Faculty and Students	\$637,097,578	\$75,928,468	\$713,026,046
Capital	\$252,004,365	\$878,269	\$252,882,633
Unrestricted	\$128,106,412	\$27,411,791	\$155,518,203
Total	\$1,147,468,773	\$265,861,993	\$1,413,330,765
Goal	\$1,600,000,000	\$400,000,000	\$2,000,000,000
% to Goal	71.7%	66.5%	70.7%

Source: UW Office of Development

This report shows contribution totals by campaign theme/priority since July 1, 2000.

Job Number: 66285
 June 2005

Campaign Theme Progress



DEVELOPMENT SUMMARY - TOTAL PRIVATE VOLUNTARY SUPPORT

AREA	YEAR TO DATE DONOR VALUES		
	GIFTS	PRIVATE GRANTS	TOTAL
UW Seattle			
UW Medicine	\$38,381,050	\$50,982,476	\$89,363,526
Architecture	\$518,323	\$382,366	\$900,689
Arts and Sciences	\$18,075,018	\$7,690,044	\$25,765,062
Broadcast Services	\$8,301,726		\$8,301,726
Business School	\$12,293,744	\$50,800	\$12,344,544
Dentistry	\$1,207,976	\$210,419	\$1,418,395
Education	\$1,809,231	\$5,746,309	\$7,555,540
Engineering	\$20,659,919	\$11,181,922	\$31,841,841
Evans Schl. of Pub. Affairs	\$544,233	\$9,404,080	\$9,948,313
Forest Resources	\$1,434,077	\$568,535	\$2,002,612
Graduate School	\$1,760,644	\$2,304,764	\$4,065,408
Information School	\$327,830	\$72,270	\$400,100
Intercollegiate Athletics	\$15,865,980		\$15,865,980
Law	\$1,686,596	\$144,997	\$1,831,593
Libraries	\$1,030,319		\$1,030,319
Nursing	\$1,569,608	\$870,275	\$2,439,883
Ocean and Fisheries	\$2,060,947	\$7,809,663	\$9,870,610
Pharmacy	\$2,155,260	\$978,362	\$3,133,622
President's Funds	\$693,593		\$693,593
Public Health	\$951,832	\$9,296,726	\$10,248,558
Scholar. & Student Progs.	\$4,964,114	\$123,303	\$5,087,417
Social Work	\$578,123	\$877,917	\$1,456,040
UW Alumni Association	\$1,034,131		\$1,034,131
University Press	\$465,799		\$465,799
University Support	\$9,529,319	\$104,743	\$9,634,062
Washington Tech. Center			
UW Bothell	\$286,256		\$286,256
UW Tacoma	\$3,784,263	\$2,400	\$3,786,663
All UW Total	\$151,969,925	\$108,802,371	\$260,772,296

Source: UW Office of Development

Contribution totals for the major Development areas of the University are shown.

Job Number: 66285

June 2005

Development Area Summary - Total Private Voluntary Support



DEVELOPMENT SUMMARY - GIFTS AND PRIVATE GRANTS

AREA	CURRENT MONTH		YEAR TO DATE		PRIOR YEAR TO DATE		PRIOR FISCAL YEAR	
	Donors	Value	Donors	Value	Donors	Value	Donors	Value
UW Seattle								
UW Medicine	2,940	\$16,182,048	18,807	\$89,363,526	15,677	\$73,746,044	15,677	\$73,746,044
Architecture	55	\$22,806	1,125	\$900,689	1,125	\$1,526,446	1,125	\$1,526,446
Arts and Sciences	1,407	\$2,636,302	15,435	\$25,765,062	15,042	\$21,258,923	15,042	\$21,258,923
Broadcast Services	555	\$973,424	3,217	\$8,301,726	3,055	\$8,003,070	3,055	\$8,003,070
Business School	522	\$1,965,748	4,296	\$12,344,544	3,774	\$8,104,326	3,774	\$8,104,326
Dentistry	108	\$120,158	1,270	\$1,418,395	1,314	\$1,166,282	1,314	\$1,166,282
Education	96	\$3,899,767	1,475	\$7,555,540	1,559	\$2,231,526	1,559	\$2,231,526
Engineering	280	\$5,797,384	4,024	\$31,841,841	3,709	\$23,824,360	3,709	\$23,824,360
Evans Schl. of Pub. Affairs	79	\$634,834	721	\$9,948,313	420	\$8,704,838	420	\$8,704,838
Forest Resources	89	\$222,884	1,023	\$2,002,612	1,055	\$1,860,102	1,055	\$1,860,102
Graduate School	30	\$288,390	535	\$4,065,408	890	\$2,265,996	890	\$2,265,996
Information School	46	\$17,900	569	\$400,100	528	\$463,842	528	\$463,842
Intercollegiate Athletics	20,217	\$4,362,722	23,274	\$15,865,980	21,719	\$12,479,465	21,719	\$12,479,465
Law	194	\$329,535	1,728	\$1,831,593	1,703	\$2,886,862	1,703	\$2,886,862
Libraries	103	\$72,968	4,105	\$1,030,319	3,589	\$616,206	3,589	\$616,206
Nursing	93	\$176,273	1,627	\$2,439,883	1,617	\$1,922,445	1,617	\$1,922,445
Ocean and Fisheries	63	\$243,450	679	\$9,870,610	553	\$4,155,330	553	\$4,155,330
Pharmacy	72	\$359,786	1,031	\$3,133,622	1,061	\$1,494,282	1,061	\$1,494,282
President's Funds	633	\$45,236	2,237	\$693,593	2,322	\$869,415	2,322	\$869,415
Public Health	69	\$1,854,289	639	\$10,248,558	584	\$6,667,414	584	\$6,667,414
Scholar. & Student Progs.	339	\$199,940	3,358	\$5,087,417	4,958	\$5,858,592	4,958	\$5,858,592
Social Work	134	\$165,921	788	\$1,456,040	795	\$492,520	795	\$492,520
UW Alumni Association	2,513	\$129,787	20,482	\$1,034,131	22,454	\$1,032,281	22,454	\$1,032,281
University Press	34	\$31,495	357	\$465,799				
University Support	421	\$1,641,851	2,202	\$9,634,062	1,245	\$4,627,937	1,245	\$4,627,937
Washington Tech. Center					1	\$219,908	1	\$219,908
UW Bothell	90	\$10,786	520	\$286,256	274	\$248,742	274	\$248,742
UW Tacoma	101	\$3,113,565	650	\$3,786,663	549	\$3,050,522	549	\$3,050,522
All UW Unique Total	29,934	\$45,499,261	95,227	\$260,772,296	91,903	\$199,777,690	91,903	\$199,777,690


Source: UW Office of Development

The number of donors and contribution totals for the major Development areas of the University are shown. Dollar values are based on donor values.

Job Number: 66285

June 2005

Development Area Summary - Gifts and Private Grants



DEVELOPMENT SUMMARY - GIFTS

AREA	CURRENT MONTH		YEAR TO DATE		PRIOR YEAR TO DATE		PRIOR FISCAL YEAR	
	Donors	Value	Donors	Value	Donors	Value	Donors	Value
UW Seattle								
UW Medicine	2,840	\$3,975,801	18,519	\$38,381,050	15,479	\$36,774,110	15,479	\$36,774,110
Architecture	55	\$22,806	1,123	\$518,323	1,123	\$1,225,952	1,123	\$1,225,952
Arts and Sciences	1,393	\$1,209,181	15,367	\$18,075,018	14,989	\$14,525,068	14,989	\$14,525,068
Broadcast Services	555	\$973,424	3,217	\$8,301,726	3,055	\$8,003,070	3,055	\$8,003,070
Business School	522	\$1,965,748	4,295	\$12,293,744	3,774	\$8,104,326	3,774	\$8,104,326
Dentistry	105	\$81,209	1,265	\$1,207,976	1,310	\$859,073	1,310	\$859,073
Education	93	\$247,155	1,468	\$1,809,231	1,554	\$1,474,556	1,554	\$1,474,556
Engineering	264	\$2,648,180	3,953	\$20,659,919	3,654	\$15,709,271	3,654	\$15,709,271
Evans Schl. of Pub. Affairs	74	\$23,834	699	\$544,233	412	\$705,172	412	\$705,172
Forest Resources	87	\$148,233	1,015	\$1,434,077	1,050	\$1,730,480	1,050	\$1,730,480
Graduate School	30	\$288,390	529	\$1,760,644	886	\$1,402,400	886	\$1,402,400
Information School	46	\$17,900	568	\$327,830	527	\$388,645	527	\$388,645
Intercollegiate Athletics	20,217	\$4,362,722	23,274	\$15,865,980	21,719	\$12,479,465	21,719	\$12,479,465
Law	194	\$329,535	1,725	\$1,686,596	1,703	\$2,886,862	1,703	\$2,886,862
Libraries	103	\$72,968	4,105	\$1,030,319	3,589	\$616,206	3,589	\$616,206
Nursing	91	\$86,449	1,616	\$1,569,608	1,609	\$1,198,123	1,609	\$1,198,123
Ocean and Fisheries	60	\$117,525	654	\$2,060,947	537	\$2,827,176	537	\$2,827,176
Pharmacy	70	\$55,293	1,024	\$2,155,260	1,058	\$1,232,611	1,058	\$1,232,611
President's Funds	633	\$45,236	2,237	\$693,593	2,322	\$869,415	2,322	\$869,415
Public Health	57	\$17,998	596	\$951,832	551	\$603,827	551	\$603,827
Scholar. & Student Progs.	339	\$199,940	3,357	\$4,964,114	4,957	\$5,855,992	4,957	\$5,855,992
Social Work	132	\$15,921	775	\$578,123	790	\$128,763	790	\$128,763
UW Alumni Association	2,513	\$129,787	20,482	\$1,034,131	22,454	\$1,032,281	22,454	\$1,032,281
University Press	34	\$31,495	357	\$465,799				
University Support	420	\$1,541,851	2,199	\$9,529,319	1,241	\$4,022,337	1,241	\$4,022,337
Washington Tech. Center					1	\$219,908	1	\$219,908
UW Bothell	90	\$10,786	520	\$286,256	274	\$248,742	274	\$248,742
UW Tacoma	101	\$3,113,565	649	\$3,784,263	549	\$3,050,522	549	\$3,050,522
All UW Unique Total	29,784	\$21,732,944	94,742	\$151,969,925	91,572	\$128,174,367	91,572	\$128,174,367


Source: UW Office of Development

The number of donors and contribution totals (gifts only) for the major Development areas of the University are shown. Dollar values are based on donor values.

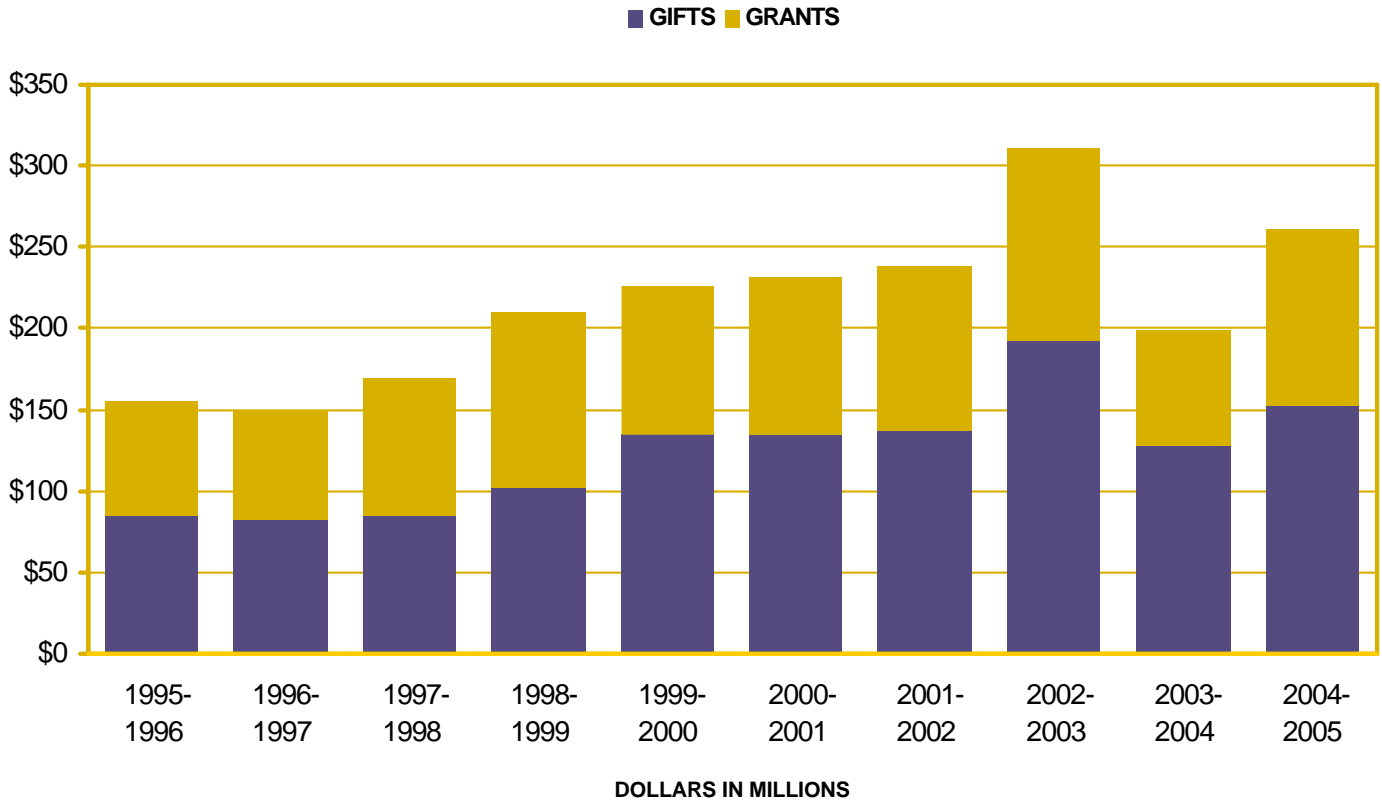
Job Number: 66285

June 2005

Development Area Summary - Gifts



COMPLETE FISCAL YEAR COMPARISON OF TOTAL CONTRIBUTIONS RECEIVED



FISCAL YEAR	GIFTS	GRANTS	TOTAL CONTRIBUTIONS
2004- 2005	\$151,969,925	\$108,802,371	\$260,772,296
2003- 2004	\$128,174,367	\$71,603,323	\$199,777,690
2002- 2003	\$192,573,183	\$118,677,722	\$311,250,905
2001- 2002	\$137,959,340	\$100,820,547	\$238,779,887
2000- 2001	\$134,805,190	\$97,112,979	\$231,918,169
1999- 2000	\$134,037,997	\$91,536,165	\$225,574,162
1998- 1999	\$102,925,077	\$107,619,586	\$210,544,663
1997- 1998	\$84,718,016	\$85,276,615	\$169,994,631
1996- 1997	\$81,892,963	\$67,425,874	\$149,318,837
1995- 1996	\$85,036,511	\$69,150,088	\$154,186,599


Source: UW Office of Development

This graph compares the current fiscal year's contribution totals to each of the previous nine fiscal year's contribution totals.

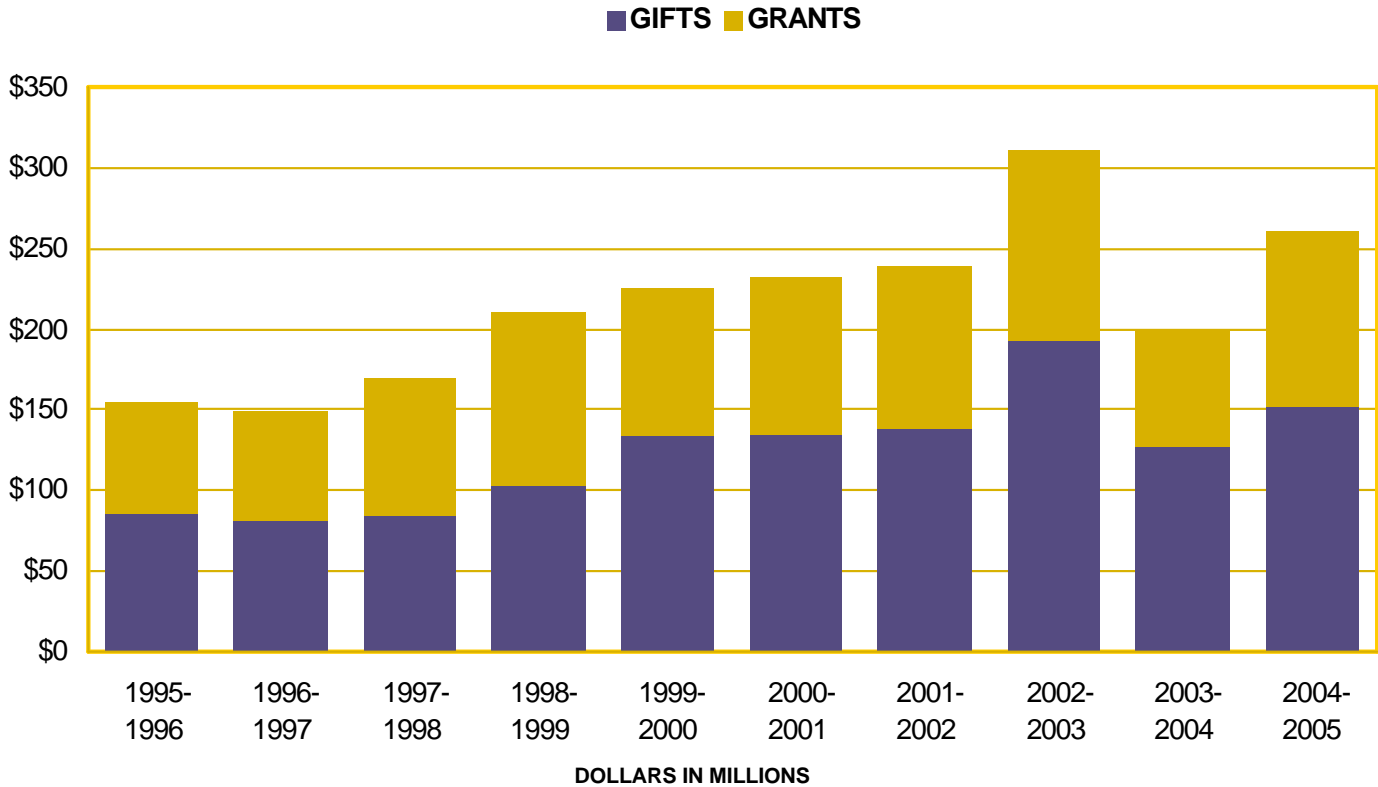
Job Number: 66285

June 2005

Fiscal Year Totals Graph




YEAR TO DATE CONTRIBUTION TOTALS



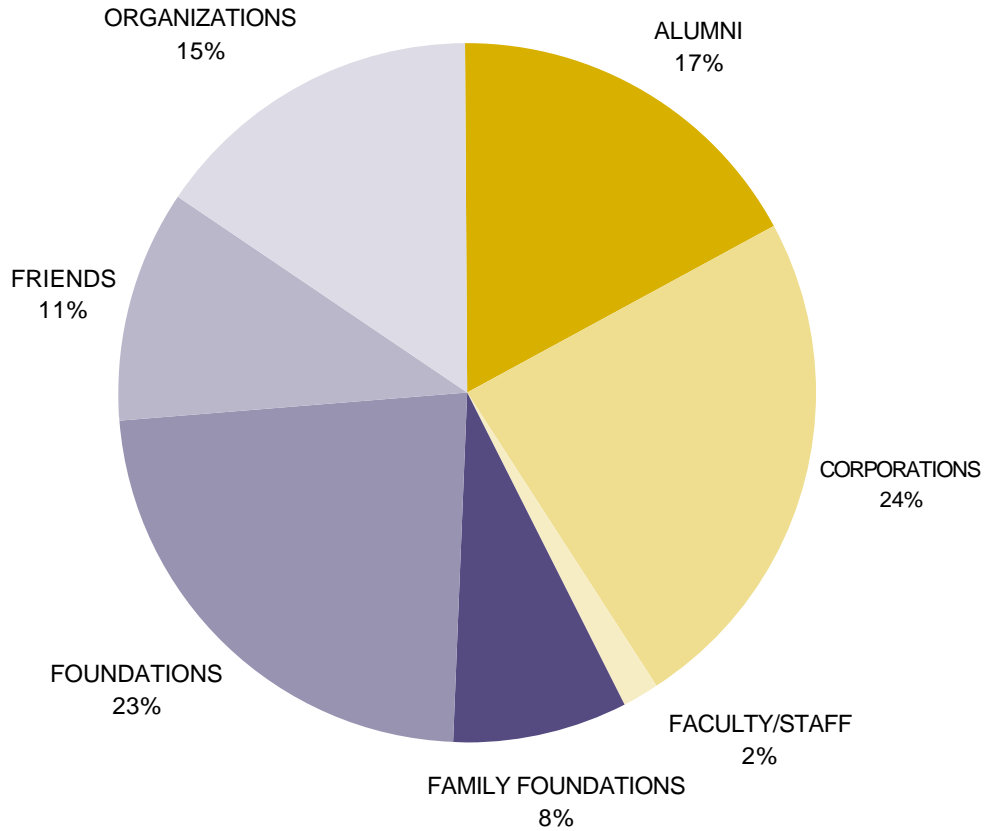
FISCAL YEAR	GIFTS	GRANTS	TOTAL CONTRIBUTIONS
2004- 2005	\$151,969,925	\$108,802,371	\$260,772,296
2003- 2004	\$128,174,367	\$71,603,323	\$199,777,690
2002- 2003	\$192,573,183	\$118,677,722	\$311,250,905
2001- 2002	\$137,959,340	\$100,820,547	\$238,779,887
2000- 2001	\$134,805,190	\$97,112,979	\$231,918,169
1999- 2000	\$134,037,997	\$91,536,165	\$225,574,162
1998- 1999	\$102,925,077	\$107,619,586	\$210,544,663
1997- 1998	\$84,718,016	\$85,276,615	\$169,994,631
1996- 1997	\$81,892,963	\$67,425,874	\$149,318,837
1995- 1996	\$85,036,511	\$69,150,088	\$154,186,599

Source: UW Office of Development

This graph compares the current fiscal year's contribution totals to each of the previous nine fiscal year's contribution totals.



DEVELOPMENT ACTIVITY BY DONOR TYPE IN CURRENT FISCAL YEAR




DONOR TYPE	YEAR TO DATE		PRIOR YEAR TO DATE		PRIOR FISCAL YEAR	
	Donors	Value	Donors	Value	Donors	Value
Alumni	49,405	\$45,066,817	49,719	\$37,211,864	49,719	\$37,211,864
Corporations	3,775	\$61,273,024	3,760	\$46,349,831	3,760	\$46,349,831
Faculty/Staff	3,656	\$4,572,200	3,171	\$3,335,421	3,171	\$3,335,421
Family Foundations	176	\$20,706,692	161	\$21,205,792	161	\$21,205,792
Foundations	398	\$60,401,770	387	\$34,932,399	387	\$34,932,399
Friends	37,430	\$28,361,472	34,361	\$27,532,116	34,361	\$27,532,116
Organizations	553	\$40,390,320	494	\$29,210,266	494	\$29,210,266

Source: UW Office of Development

This graph shows the sources of contributions for the current year to date. Dollar values are based on donor value.

Job Number: 66285
June 2005

Development Activity by Donor Type in Current Fiscal Year Chart




ALUMNI PARTICIPATION BY CONSTITUENCY

AREA	CURRENT FISCAL YEAR TO DATE			PREVIOUS FISCAL YEAR TO DATE			
	Solicitible	Donors	Partic. Rate	Solicitible	Donors	Partic. Rate	Final %
UW Seattle							
UW Medicine	15,842	3,411	21.5%	16,430	3,224	19.6%	19.6%
Architecture	7,192	1,331	18.5%	7,307	1,383	18.9%	18.9%
Arts and Sciences	121,216	20,269	16.7%	128,104	20,277	15.8%	15.8%
Business School	34,015	7,627	22.4%	35,210	7,732	22.0%	22.0%
Dentistry	4,301	1,249	29.0%	4,312	1,349	31.3%	31.3%
Education	18,677	3,727	20.0%	20,049	3,781	18.9%	18.9%
Engineering	29,399	4,997	17.0%	30,589	5,090	16.6%	16.6%
Evans Schl. Of Pub. Affairs	1,872	456	24.4%	1,797	429	23.9%	23.9%
Forest Resources	4,382	774	17.7%	4,468	786	17.6%	17.6%
Interdisc. Grad. Programs	1,161	236	20.3%	1,128	254	22.5%	22.5%
Interschool Programs	241	42	17.4%	219	37	16.9%	16.9%
Information School	3,786	859	22.7%	3,869	889	23.0%	23.0%
Law	7,070	1,754	24.8%	7,008	1,796	25.6%	25.6%
School Of Nursing	7,976	1,955	24.5%	8,092	2,004	24.8%	24.8%
Ocean & Fisheries	3,560	667	18.7%	3,705	672	18.1%	18.1%
Pharmacy	3,147	956	30.4%	3,159	1,008	31.9%	31.9%
Public Health	3,139	712	22.7%	3,044	651	21.4%	21.4%
Social Work	5,707	994	17.4%	6,008	980	16.3%	16.3%
Undergrad. Interdisc. Programs	67	12	17.9%	44	11	25.0%	25.0%
UW Bothell	3,580	489	13.7%	3,258	416	12.8%	12.8%
UW Tacoma	4,016	530	13.2%	3,595	450	12.5%	12.5%
Unspecified	11,614	2,784	24.0%	12,900	2,847	22.1%	22.1%
All UW Total	267,179	49,405	18.5%	278,939	49,719	17.8%	17.8%

Source: UW Office of Development

Job Number: 66285
June 2005

Alumni Participation



NOTES AS OF JULY 31, 2005

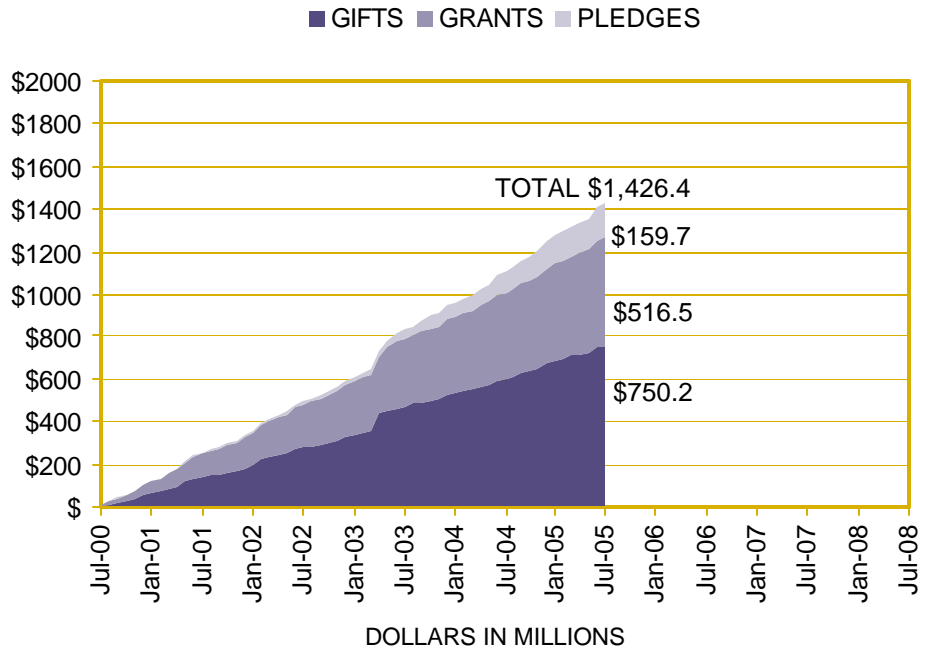
DATA POINTS

\$1,426,415,709 has been raised toward our campaign goal of \$2 billion.


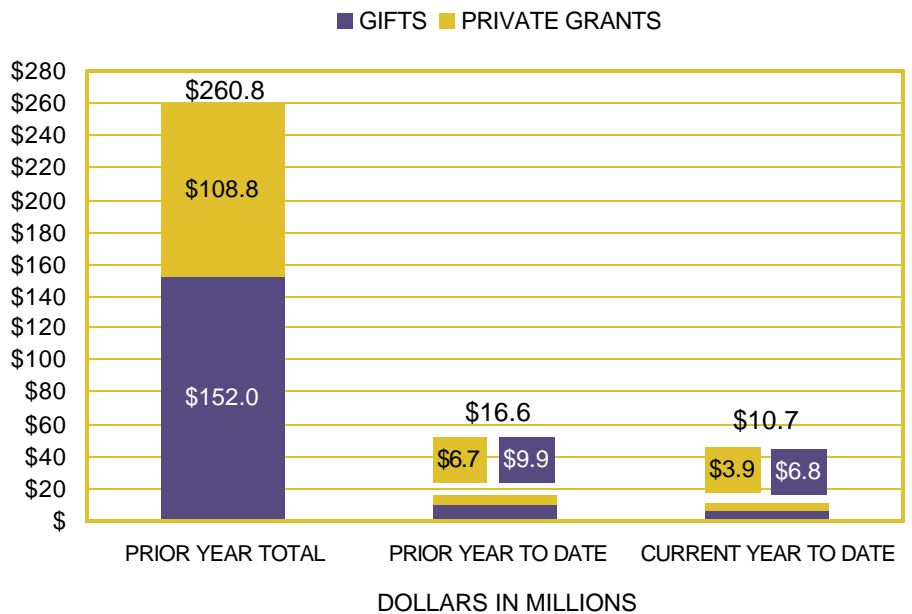
The UW received \$10.7 million in total private voluntary support (\$6.8 million in gifts and \$3.9 million in grants) in July.

Areas including Architecture, UW Bothell, Information School, Intercollegiate Athletics, Law, Libraries, and Public Health are ahead of last year's year-to-date totals.

FUNDRAISING PROGRESS SINCE JULY 1, 2000



CURRENT GIFT AND PRIVATE GRANT TOTALS



JULY 2005 GIFTS AND IMPACT

Selected gifts representing private support for one of the University of Washington's key fundraising priorities -- student, faculty, program and facility support.

Irving Harris Foundation — \$125,000 to the School of Nursing


- This gift supports the activities of the Center on Infant Mental Health and Development and the Infant Mental Health Certificate Program.
- The Irving Harris Foundation is a private family foundation that funds programs, policies, research and organizations that support and advocate for optimal early childhood development, with an emphasis on the prenatal period through the first three years of life.
- The UW's Infant Mental Health Certificate Program trains specialists to support the healthy emotional and mental development of infants and their families through direct service and through consultation to professionals in related fields. The Harris Foundation has provided student support to the Center since 2001; students received a monthly \$500 Harris training stipend for the seven quarters they were in the program.

Nick and Nancy Vidalakis — \$27,750 to the College of Arts and Sciences

- This gift represents a pledge payment to establish the Nick and Nancy Vidalakis Professorship of Culture, Excellence, and Spirituality in Hellenic Studies. Their pledge will receive matching funds via the UW Matching Initiative.
- The Hellenic Studies Program at the University of Washington just completed its fifth year in operation. Several professors of Greek origin developed the program at the Jackson School of International Studies as a concentration in the European Studies degree program, particularly Professor Ted Kaltsounis. About 250 students take Hellenic Studies courses during each academic year.
- Both Dr. Nick and Nancy Vidalakis were first generation offspring of unschooled immigrant parents from the Island of Crete. They have been supporting Hellenic Studies for a number of years, and made this gift in part to spur other members of the local Greek-American community to support the program.

Betty L. Wagner — \$10,000 to the College of Architecture and Urban Planning

- This gift to the Norman J. Johnston Endowed Scholarship will provide assistance to undergraduate and graduate students in the College of Architecture and Urban Planning.
- Betty Wagner, a graduate of the UW Information School and librarian for the Architecture and Urban Planning Library for more than 50 years, established the scholarship in honor of her friend, CAUP Emeritus Professor Norm Johnston. The scholarship will benefit all students in the College by rotating from department to department.
- This gift will receive a 100% match via the Faculty/Staff/Retiree Campaign for Students, a special initiative sponsored by the University this year.
- Initially, one student will receive the scholarship on an annual basis. As the endowment grows, the scholarship may be awarded to more than one recipient.





REPORT OF CONTRIBUTIONS

July 2005

CAMPAIGN UW: CREATING FUTURES

Report prepared by: Office of Development and Alumni Relations
Advancement Services, Information Management

8/9/2005 04:39 PM

TABLE OF CONTENTS


Campaign Progress to Date*	1
Campaign Progress by Giving Level*	2
Campaign Progress Pyramid*	3
Campaign Progress by Constituency*	4
Campaign Theme Progress*	5
Development Area Summary - Total Private Voluntary Support	6
Development Area Summary - Gifts and Private Grants	7
Development Area Summary - Gifts	8
Complete Fiscal Year Comparison	9
Year to Date Contribution Totals	10
Development Activity by Donor Type	11
Alumni Participation by Constituency	12

*All Campaign totals represented are from July 1, 2000 through the end of the preceeding calendar month. Please note that grant revenue totals in Campaign Reports may contain clinical trials. Fundraising totals from all affiliated non-profit organizations are also included in UW Campaign totals.

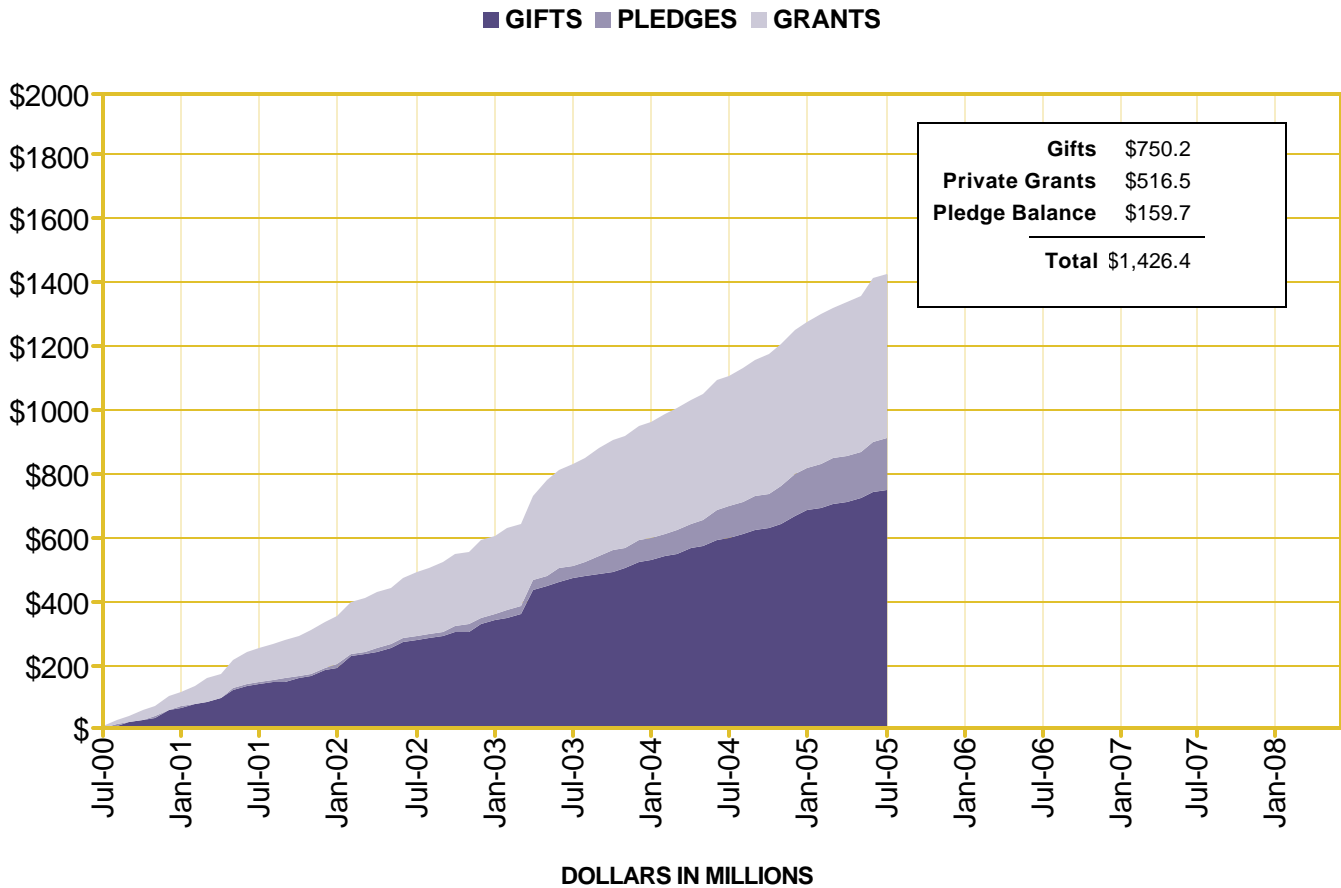
Annual reporting is July 1, 2005 through the end of the preceeding calendar month.

Job Number: 66598
July 2005

Table of Contents



CAMPAIGN PROGRESS SINCE JULY 1, 2000




Source: UW Office of Development

Summarizes Total Private Voluntary Support since July 1, 2000. Testamentary Commitments included in Pledge Balance total. All dollar totals in millions.

Job Number: 66598
 July 2005

Fundraising Progress Since July 1, 2000




CAMPAIGN PROGRESS BY GIVING LEVEL

DOLLARS RAISED							
Gifts and Pledges							
Giving Level *	Alumni	Non Alumni	Family Fndns.	Corporations	Foundations	Other Orgs.	Total
\$100M+	\$0	\$32,720	\$87,272,008	\$0	\$0	\$0	\$87,304,728
\$50M - \$99,999,999	\$0	\$0	\$0	\$0	\$0	\$0	\$0
\$10M - \$49,999,999	\$28,303,205	\$45,989,576	\$20,512,500	\$22,511,020	\$31,448,023	\$1,503,340	\$150,267,663
\$5M - \$9,999,999	\$15,154,324	\$3,005,500	\$0	\$22,870,277	\$13,191,754	\$21,805,073	\$76,026,928
\$1M - \$4,999,999	\$70,110,277	\$49,568,836	\$21,795,850	\$60,567,644	\$35,852,021	\$5,983,750	\$243,878,378
\$100,000 - \$999,999	\$67,195,646	\$54,813,590	\$17,512,638	\$30,253,987	\$17,315,196	\$10,013,775	\$197,104,831
\$25,000 - \$99,999	\$18,853,109	\$14,066,905	\$2,428,977	\$13,131,675	\$3,424,656	\$2,704,922	\$54,610,246
\$10,000 - \$24,999	\$12,497,156	\$9,284,645	\$761,515	\$6,360,815	\$837,568	\$1,191,221	\$30,932,920
\$5,000 - \$9,999	\$9,395,644	\$7,079,479	\$250,893	\$3,835,596	\$413,427	\$498,741	\$21,473,778
\$2,000 - \$4,999	\$8,575,153	\$6,815,464	\$83,619	\$2,761,795	\$215,586	\$324,650	\$18,776,267
\$1,000 - \$1,999	\$4,464,358	\$3,727,934	\$19,740	\$1,222,827	\$69,961	\$150,256	\$9,655,077
\$500 - \$999	\$3,949,797	\$3,110,186	\$4,710	\$599,077	\$26,490	\$78,735	\$7,768,995
\$250 - \$499	\$2,804,844	\$1,982,664	\$1,300	\$263,749	\$7,127	\$39,784	\$5,099,468
\$100 - \$249	\$2,626,034	\$1,733,526	\$1,210	\$242,279	\$7,772	\$25,485	\$4,636,304
\$1 - \$99	\$1,296,957	\$1,006,371	\$154	\$62,589	\$1,038	\$9,000	\$2,376,109
Gift / Pledge Total	\$245,226,503	\$202,217,394	\$150,645,113	\$164,683,329	\$102,810,619	\$44,328,732	\$909,911,691
Private Grant Total							\$516,504,018
DONOR COUNTS							
Giving Level	Alumni	Non Alumni	Family Fndns.	Corporations	Foundations	Other Orgs.	Total
\$100M+	0	2	1	0	0	0	3
\$50M - \$99,999,999	0	0	0	0	0	0	0
\$10M - \$49,999,999	8	6	2	3	4	1	24
\$5M - \$9,999,999	4	4	0	7	5	7	27
\$1M - \$4,999,999	73	76	13	49	42	32	285
\$100,000 - \$999,999	391	426	65	371	153	162	1,568
\$25,000 - \$99,999	763	702	62	555	136	167	2,385
\$10,000 - \$24,999	1,514	1,400	56	600	82	138	3,790
\$5,000 - \$9,999	2,447	2,150	44	712	83	96	5,532
\$2,000 - \$4,999	4,605	4,356	30	1,105	82	137	10,315
\$1,000 - \$1,999	5,275	5,311	18	1,128	60	141	11,933
\$500 - \$999	8,559	8,165	10	1,108	43	134	18,019
\$250 - \$499	10,646	9,037	4	931	23	127	20,768
\$100 - \$249	21,621	17,261	9	1,889	55	202	41,037
\$1 - \$99	35,099	34,232	4	1,618	20	258	71,231
Total	91,005	83,128	318	10,076	788	1,602	186,917

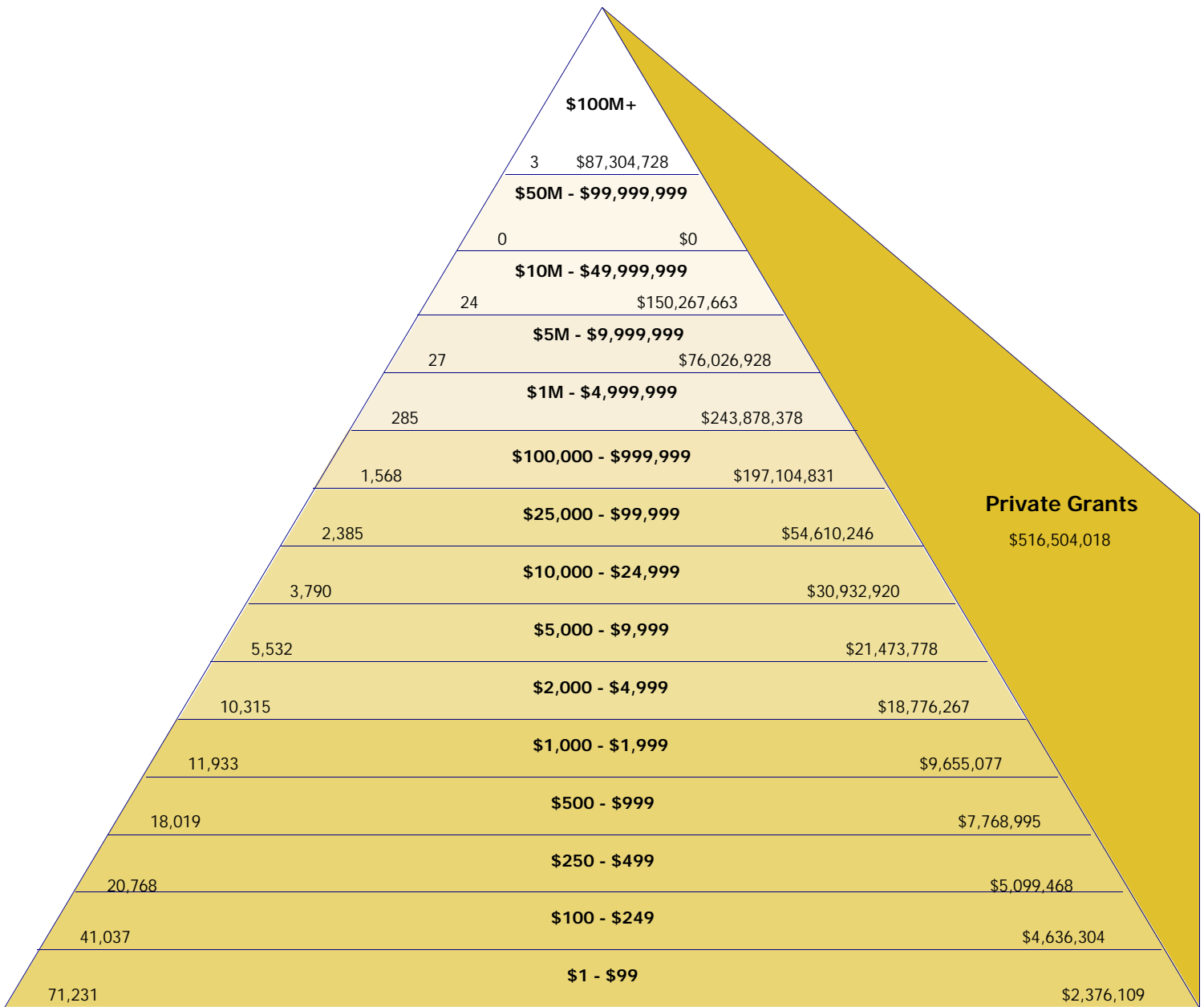
Source: UW Office of Development & Alumni Relations

This report shows the count of distinct donors and campaign total by giving level and donor type since July 1, 2000.

*"Giving Level" is determined by summing all gift record types (including grants); however only gifts and pledges are used to calculate dollar totals in the "Dollars Raised" chart.



CAMPAIGN PROGRESS BY PYRAMID, SINCE JULY 1, 2000



186,917 Donor Count

Gift and Pledges \$909,911,691

Campaign Total: \$1,426,415,709 *Campaign Working Goal: \$2,000,000,000 Percent Complete: 71.3%

Source: UW Office of Development

The counts of distinct donors and fundraising totals by giving level are shown.


*Unit campaign goals are still being finalized.

Pyramid Levels are determined by summing all gift record types(including grants); however only gifts and pledges are used to calculate dollar totals displayed.

Job Number: 66598

July 2005

Campaign Progress Pyramid - Since July 1, 2000



CAMPAIGN PROGRESS BY CONSTITUENCY


	GIFTS	Irrevocable Deferred Gifts		PLEDGES	Testamentary Commitments		GRANTS	Campaign - Private Voluntary Support		
		Donor Value	Discount Value		Donor Value	Discount Value		TOTAL	Working Goal	% of Goal
UW Medicine	\$221,364,701	\$9,976,291	\$4,587,385	\$18,140,654	\$17,064,853	\$3,976,775	\$260,697,061	\$527,243,560	\$1,000,000,000	52.7%
Architecture	\$5,921,085	\$244,117	\$78,098	\$720,950	\$1,000,000	\$783,526	\$1,522,775	\$9,408,927	\$19,000,000	49.5%
Arts and Sciences	\$76,793,368	\$5,151,297	\$2,682,824	\$9,640,952	\$7,274,000	\$4,282,001	\$55,504,853	\$154,364,470	\$240,000,000	64.3%
Broadcast Services	\$33,833,818	\$0	\$0	\$13,294	\$0	\$0	\$0	\$33,847,111	N/A	N/A
Business School	\$43,883,648	\$741,794	\$337,793	\$30,048,457	\$3,000,271	\$2,035,446	\$200,800	\$77,874,970	\$226,000,000	34.5%
Dentistry	\$5,741,821	\$20,000	\$7,801	\$794,982	\$400,000	\$154,475	\$3,506,259	\$10,463,062	\$15,000,000	69.8%
Education	\$7,794,270	\$2,849	\$2,849	\$4,108,898	\$0	\$0	\$11,654,259	\$23,560,276	\$23,000,000	102.4%
Engineering	\$104,386,923	\$1,568,700	\$626,966	\$8,901,994	\$2,255,000	\$1,298,357	\$52,070,758	\$169,183,375	\$250,000,000	67.7%
Evans Schl. of Pub. Affairs	\$8,732,696	\$57,994	\$20,282	\$493,736	\$500,000	\$265,793	\$31,270,905	\$41,055,331	\$40,000,000	102.6%
Forest Resources	\$6,138,297	\$646,572	\$439,763	\$569,659	\$1,500,000	\$736,582	\$2,828,700	\$11,683,228	\$17,700,000	66.0%
Friday Harbor Labs	\$5,524,195	\$153,242	\$24,284	\$336,056	\$1,040,000	\$576,173	\$765,000	\$7,818,493	\$12,000,000	65.2%
Information School	\$2,359,013	\$0	\$0	\$136,613	\$100,000	\$64,666	\$865,683	\$3,461,309	\$5,000,000	69.2%
Intercollegiate Athletics	\$73,962,377	\$211,597	\$102,931	\$5,653,427	\$0	\$0	\$0	\$79,827,402	\$110,000,000	72.6%
Law	\$22,789,838	\$2,026	\$2,026	\$1,581,635	\$0	\$0	\$937,944	\$25,311,443	\$70,000,000	36.2%
Libraries	\$4,256,134	\$442,146	\$272,953	\$77,300	\$772,000	\$379,527	\$410,326	\$5,957,905	\$9,000,000	66.2%
Nursing	\$7,008,532	\$275,000	\$119,617	\$1,257,388	\$2,100,000	\$1,161,785	\$6,656,650	\$17,297,570	\$24,000,000	72.1%
Ocean and Fisheries	\$10,649,930	\$562,500	\$187,134	\$118,637	\$0	\$0	\$15,960,691	\$27,291,759	\$34,000,000	80.3%
Pharmacy	\$6,678,510	\$0	\$0	\$461,409	\$0	\$0	\$4,009,253	\$11,149,171	\$10,260,000	108.7%
President's Funds	\$4,793,408	\$622,974	\$355,647	\$529,460	\$2,750,000	\$1,353,977	\$0	\$8,695,842	N/A	N/A
Public Health	\$12,823,293	\$50,259	\$24,777	\$755,550	\$0	\$0	\$51,280,247	\$64,909,349	\$90,000,000	72.1%
Scholar. & Student Progs.	\$21,256,348	\$321,293	\$97,431	\$2,554,218	\$1,000,000	\$530,038	\$624,871	\$25,756,730	\$40,000,000	64.4%
Social Work	\$1,547,555	\$165,797	\$33,243	\$245,751	\$0	\$0	\$4,674,522	\$6,633,625	\$10,000,000	66.3%
University Press	\$1,464,305	\$83,788	\$35,275	\$28,580	\$0	\$0	\$0	\$1,576,673	\$3,000,000	52.6%
University Support	\$22,413,288	\$885,063	\$452,980	\$7,503,465	\$13,250,000	\$5,264,548	\$10,942,261	\$54,994,076	N/A	N/A
UW Bothell	\$1,984,546	\$0	\$0	\$251,292	\$0	\$0	\$50,500	\$2,286,338	\$5,700,000	40.1%
UW Tacoma	\$13,797,863	\$150,000	\$150,000	\$7,821,151	\$2,925,000	\$1,657,696	\$69,700	\$24,763,713	\$30,000,000	82.5%
All UW Total	\$727,899,762	\$22,335,299	\$10,642,059	\$102,745,506	\$56,931,124	\$24,521,365	\$516,504,018	\$1,426,415,709	\$2,000,000,000	71.3%

Source: UW Office of Development

Fundraising progress toward campaign working goals by constituency area (school/college/program). Campaign total is the sum of gifts, grants, active pledges and donor values of irrevocable deferred gifts and testamentary commitments. "N/A" is not applicable. 1 - "Pledges" are those in active status only. 2 - "Grants" are private grants only. 3 - Unit campaign working goals are still being finalized.

Job Number: 66598
July 2005

Campaign Progress by Constituency - Since July 2000



CAMPAIGN FUNDING THEME PROGRESS - JULY 2000 - PRESENT


THEME	CURRENT USE	ENDOWMENT	TOTAL
Student Support	\$67,104,681	\$79,731,082	\$146,835,763
Faculty Support	\$66,574,534	\$82,551,014	\$149,125,548
Program Support for Faculty and Students	\$643,879,785	\$76,031,721	\$719,911,506
Capital	\$252,460,644	\$878,269	\$253,338,913
Unrestricted	\$129,258,642	\$27,945,337	\$157,203,978
Total	\$1,159,278,287	\$267,137,422	\$1,426,415,709
Goal	\$1,600,000,000	\$400,000,000	\$2,000,000,000
% to Goal	72.5%	66.8%	71.3%

Source: UW Office of Development

This report shows contribution totals by campaign theme/priority since July 1, 2000.

Job Number: 66598
 July 2005

Campaign Theme Progress



DEVELOPMENT SUMMARY - TOTAL PRIVATE VOLUNTARY SUPPORT

AREA	YEAR TO DATE DONOR VALUES		
	GIFTS	PRIVATE GRANTS	TOTAL
UW Seattle			
UW Medicine	\$1,367,285	\$3,032,103	\$4,399,388
Architecture	\$16,603		\$16,603
Arts and Sciences	\$439,896	\$168,667	\$608,563
Broadcast Services	\$577,747		\$577,747
Business School	\$148,590		\$148,590
Dentistry	\$26,178		\$26,178
Education	\$9,359		\$9,359
Engineering	\$518,628	\$124,922	\$643,550
Evans Schl. of Pub. Affairs	\$31,202	\$115,000	\$146,202
Forest Resources	\$94,681	\$26,682	\$121,363
Graduate School	\$199,439		\$199,439
Information School	\$6,338	\$28,736	\$35,074
Intercollegiate Athletics	\$898,312		\$898,312
Law	\$181,000		\$181,000
Libraries	\$75,386		\$75,386
Nursing	\$153,677	\$51,525	\$205,202
Ocean and Fisheries	\$1,026,645	\$154,912	\$1,181,557
Pharmacy	\$23,843		\$23,843
President's Funds	\$30,289		\$30,289
Public Health	\$253,643	\$174,970	\$428,613
Scholar. & Student Progs.	\$358,281		\$358,281
Social Work	\$15,520		\$15,520
UW Alumni Association	\$90,980		\$90,980
University Press	\$40,515		\$40,515
University Support	\$194,903		\$194,903
UW Bothell	\$2,896		\$2,896
UW Tacoma	\$1,663		\$1,663
All UW Total	\$6,783,509	\$3,877,517	\$10,661,026


Source: UW Office of Development

Contribution totals for the major Development areas of the University are shown.

Job Number: 66598

July 2005

Development Area Summary - Total Private Voluntary Support



DEVELOPMENT SUMMARY - GIFTS AND PRIVATE GRANTS

AREA	CURRENT MONTH		YEAR TO DATE		PRIOR YEAR TO DATE		PRIOR FISCAL YEAR	
	Donors	Value	Donors	Value	Donors	Value	Donors	Value
UW Seattle								
UW Medicine	1,914	\$4,399,388	1,914	\$4,399,388	1,930	\$7,054,582	18,807	\$89,363,526
Architecture	14	\$16,603	14	\$16,603	27	\$15,580	1,125	\$900,689
Arts and Sciences	1,118	\$608,563	1,118	\$608,563	1,286	\$1,341,322	15,435	\$25,765,062
Broadcast Services	924	\$577,747	924	\$577,747	346	\$425,425	3,217	\$8,301,726
Business School	127	\$148,590	127	\$148,590	130	\$320,294	4,296	\$12,344,544
Dentistry	41	\$26,178	41	\$26,178	74	\$60,778	1,270	\$1,418,395
Education	55	\$9,359	55	\$9,359	59	\$279,505	1,475	\$7,555,540
Engineering	124	\$643,550	124	\$643,550	105	\$922,095	4,024	\$31,841,841
Evans Schl. of Pub. Affairs	57	\$146,202	57	\$146,202	30	\$194,683	721	\$9,948,313
Forest Resources	51	\$121,363	51	\$121,363	97	\$305,036	1,023	\$2,002,612
Graduate School	25	\$199,439	25	\$199,439	19	\$708,892	535	\$4,065,408
Information School	28	\$35,074	28	\$35,074	13	\$8,552	569	\$400,100
Intercollegiate Athletics	1,262	\$898,312	1,262	\$898,312	419	\$839,637	23,274	\$15,865,980
Law	60	\$181,000	60	\$181,000	38	\$17,761	1,728	\$1,831,593
Libraries	84	\$75,386	84	\$75,386	64	\$44,742	4,105	\$1,030,319
Nursing	59	\$205,202	59	\$205,202	48	\$396,193	1,627	\$2,439,883
Ocean and Fisheries	33	\$1,181,557	33	\$1,181,557	19	\$1,351,150	679	\$9,870,610
Pharmacy	48	\$23,843	48	\$23,843	37	\$509,243	1,031	\$3,133,622
President's Funds	136	\$30,289	136	\$30,289	51	\$34,530	2,237	\$693,593
Public Health	55	\$428,613	55	\$428,613	59	\$216,808	639	\$10,248,558
Scholar. & Student Progs.	378	\$358,281	378	\$358,281	482	\$343,382	3,358	\$5,087,417
Social Work	37	\$15,520	37	\$15,520	25	\$113,076	788	\$1,456,040
UW Alumni Association	1,707	\$90,980	1,707	\$90,980	1,602	\$81,903	20,482	\$1,034,131
University Press	93	\$40,515	93	\$40,515	10	\$23,205	357	\$465,799
University Support	147	\$194,903	147	\$194,903	215	\$914,558	2,202	\$9,634,062
UW Bothell	23	\$2,896	23	\$2,896	19	\$2,302	520	\$286,256
UW Tacoma	48	\$1,663	48	\$1,663	34	\$36,082	650	\$3,786,663
All UW Unique Total	8,273	\$10,661,026	8,273	\$10,661,026	6,859	\$16,561,327	95,227	\$260,772,296


Source: UW Office of Development

The number of donors and contribution totals for the major Development areas of the University are shown. Dollar values are based on donor values.

Job Number: 66598

July 2005

Development Area Summary - Gifts and Private Grants



DEVELOPMENT SUMMARY - GIFTS

AREA	CURRENT MONTH		YEAR TO DATE		PRIOR YEAR TO DATE		PRIOR FISCAL YEAR	
	Donors	Value	Donors	Value	Donors	Value	Donors	Value
UW Seattle								
UW Medicine	1,864	\$1,367,285	1,864	\$1,367,285	1,858	\$2,776,168	18,519	\$38,381,050
Architecture	14	\$16,603	14	\$16,603	27	\$15,580	1,123	\$518,323
Arts and Sciences	1,112	\$439,896	1,112	\$439,896	1,271	\$866,064	15,367	\$18,075,018
Broadcast Services	924	\$577,747	924	\$577,747	346	\$425,425	3,217	\$8,301,726
Business School	127	\$148,590	127	\$148,590	130	\$320,294	4,295	\$12,293,744
Dentistry	41	\$26,178	41	\$26,178	73	\$39,028	1,265	\$1,207,976
Education	55	\$9,359	55	\$9,359	59	\$279,505	1,468	\$1,809,231
Engineering	120	\$518,628	120	\$518,628	101	\$688,767	3,953	\$20,659,919
Evans Schl. of Pub. Affairs	56	\$31,202	56	\$31,202	28	\$9,683	699	\$544,233
Forest Resources	49	\$94,681	49	\$94,681	95	\$286,229	1,015	\$1,434,077
Graduate School	25	\$199,439	25	\$199,439	16	\$63,015	529	\$1,760,644
Information School	27	\$6,338	27	\$6,338	13	\$8,552	568	\$327,830
Intercollegiate Athletics	1,262	\$898,312	1,262	\$898,312	419	\$839,637	23,274	\$15,865,980
Law	60	\$181,000	60	\$181,000	37	\$7,761	1,725	\$1,686,596
Libraries	84	\$75,386	84	\$75,386	64	\$44,742	4,105	\$1,030,319
Nursing	57	\$153,677	57	\$153,677	44	\$256,587	1,616	\$1,569,608
Ocean and Fisheries	29	\$1,026,645	29	\$1,026,645	15	\$1,001,011	654	\$2,060,947
Pharmacy	48	\$23,843	48	\$23,843	36	\$420,641	1,024	\$2,155,260
President's Funds	136	\$30,289	136	\$30,289	51	\$34,530	2,237	\$693,593
Public Health	50	\$253,643	50	\$253,643	54	\$89,041	596	\$951,832
Scholar. & Student Progs.	378	\$358,281	378	\$358,281	482	\$343,382	3,357	\$4,964,114
Social Work	37	\$15,520	37	\$15,520	23	\$2,284	775	\$578,123
UW Alumni Association	1,707	\$90,980	1,707	\$90,980	1,602	\$81,903	20,482	\$1,034,131
University Press	93	\$40,515	93	\$40,515	10	\$23,205	357	\$465,799
University Support	147	\$194,903	147	\$194,903	215	\$914,558	2,199	\$9,529,319
UW Bothell	23	\$2,896	23	\$2,896	19	\$2,302	520	\$286,256
UW Tacoma	48	\$1,663	48	\$1,663	34	\$36,082	649	\$3,784,263
All UW Unique Total	8,204	\$6,783,509	8,204	\$6,783,509	6,755	\$9,875,987	94,742	\$151,969,925


Source: UW Office of Development

The number of donors and contribution totals (gifts only) for the major Development areas of the University are shown. Dollar values are based on donor values.

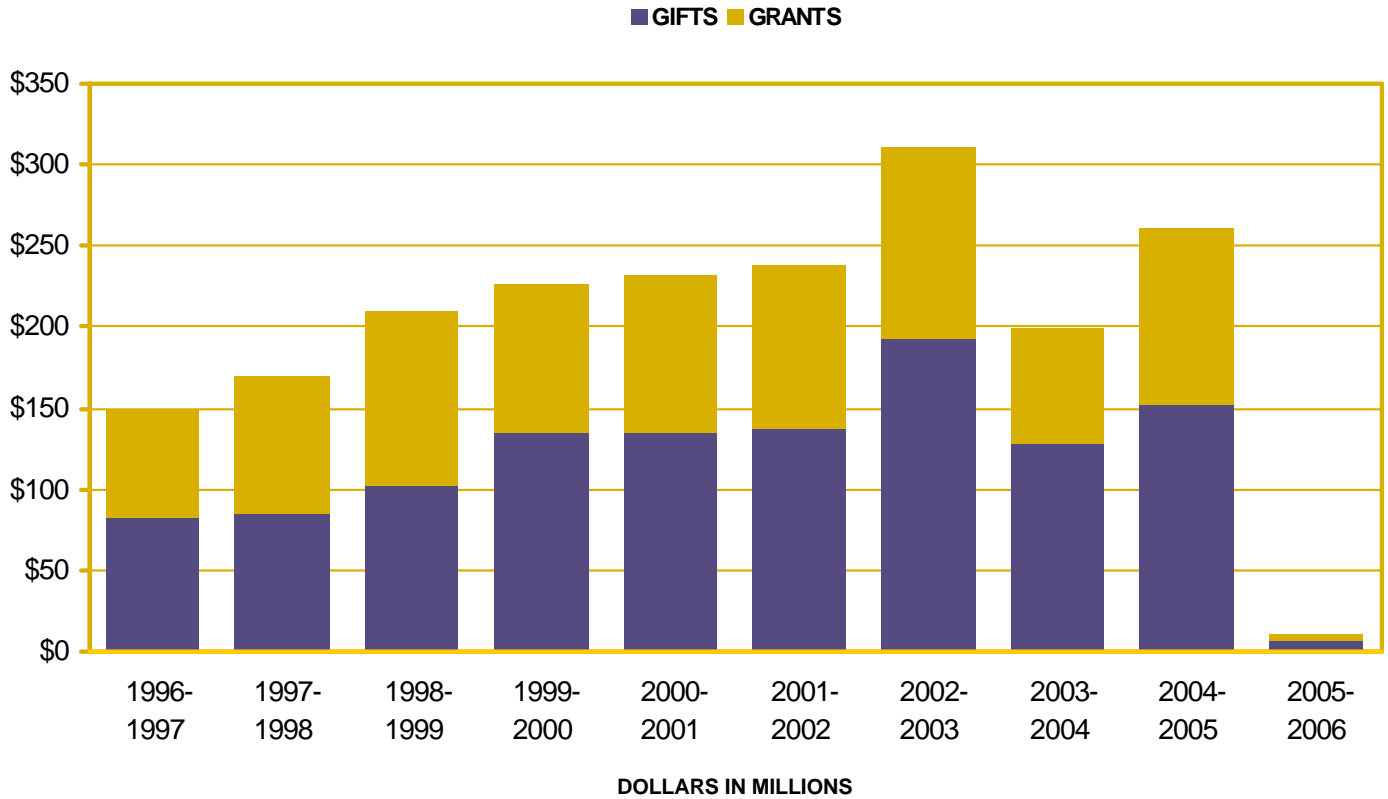
Job Number: 66598

July 2005

Development Area Summary - Gifts



COMPLETE FISCAL YEAR COMPARISON OF TOTAL CONTRIBUTIONS RECEIVED




FISCAL YEAR	GIFTS	GRANTS	TOTAL CONTRIBUTIONS
2005- 2006	\$6,783,509	\$3,877,517	\$10,661,026
2004- 2005	\$151,969,925	\$108,802,371	\$260,772,296
2003- 2004	\$128,174,367	\$71,603,323	\$199,777,690
2002- 2003	\$192,573,183	\$118,677,722	\$311,250,905
2001- 2002	\$137,959,340	\$100,820,547	\$238,779,887
2000- 2001	\$134,805,190	\$97,112,979	\$231,918,169
1999- 2000	\$134,037,997	\$91,536,165	\$225,574,162
1998- 1999	\$102,925,077	\$107,619,586	\$210,544,663
1997- 1998	\$84,718,016	\$85,276,615	\$169,994,631
1996- 1997	\$81,892,963	\$67,425,874	\$149,318,837

Source: UW Office of Development

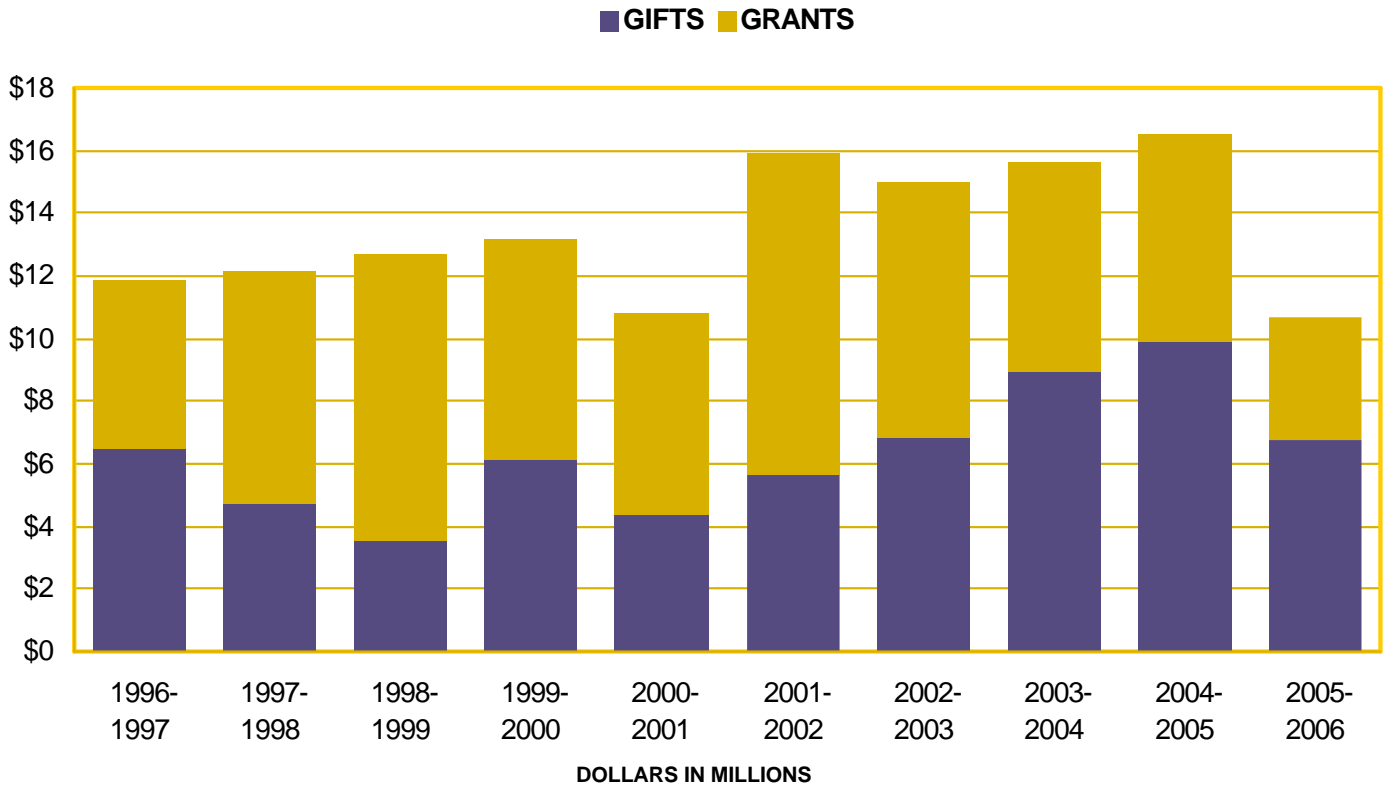
This graph compares the current fiscal year's contribution totals to each of the previous nine fiscal year's contribution totals.

Job Number: 66598
 July 2005

Fiscal Year Totals Graph




YEAR TO DATE CONTRIBUTION TOTALS



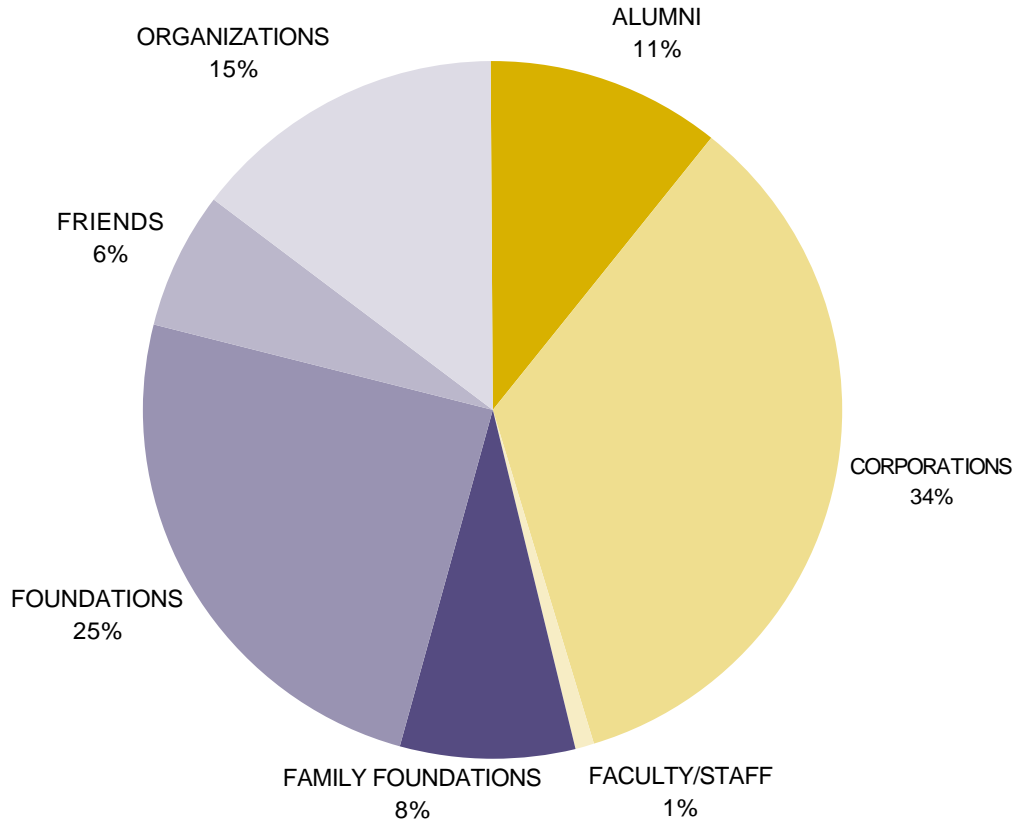
FISCAL YEAR	GIFTS	GRANTS	TOTAL CONTRIBUTIONS
2005- 2006	\$6,783,509	\$3,877,517	\$10,661,026
2004- 2005	\$9,875,987	\$6,685,340	\$16,561,327
2003- 2004	\$8,901,929	\$6,715,497	\$15,617,426
2002- 2003	\$6,831,294	\$8,171,344	\$15,002,638
2001- 2002	\$5,624,131	\$10,295,482	\$15,919,613
2000- 2001	\$4,369,463	\$6,476,390	\$10,845,853
1999- 2000	\$6,157,070	\$7,024,425	\$13,181,495
1998- 1999	\$3,553,566	\$9,150,911	\$12,704,477
1997- 1998	\$4,728,782	\$7,437,527	\$12,166,309
1996- 1997	\$6,462,209	\$5,382,483	\$11,844,692

Source: UW Office of Development

This graph compares the current fiscal year's contribution totals to each of the previous nine fiscal year's contribution totals.



DEVELOPMENT ACTIVITY BY DONOR TYPE IN CURRENT FISCAL YEAR




DONOR TYPE	YEAR TO DATE		PRIOR YEAR TO DATE		PRIOR FISCAL YEAR	
	Donors	Value	Donors	Value	Donors	Value
Alumni	3,962	\$1,158,984	3,332	\$1,566,828	49,405	\$45,066,817
Corporations	286	\$3,667,555	376	\$4,326,958	3,775	\$61,273,024
Faculty/Staff	1,305	\$96,685	1,274	\$81,948	3,656	\$4,572,200
Family Foundations	14	\$860,938	22	\$754,258	176	\$20,706,692
Foundations	61	\$2,638,445	72	\$4,087,883	398	\$60,401,770
Friends	2,641	\$657,230	1,708	\$2,560,048	37,430	\$28,361,472
Organizations	42	\$1,581,190	76	\$3,183,405	553	\$40,390,320

Source: UW Office of Development

This graph shows the sources of contributions for the current year to date. Dollar values are based on donor value.

Job Number: 66598
July 2005

Development Activity by Donor Type in Current Fiscal Year Chart



ALUMNI PARTICIPATION BY CONSTITUENCY

AREA	CURRENT FISCAL YEAR TO DATE			PREVIOUS FISCAL YEAR TO DATE			
	Solicitible	Donors	Partic. Rate	Solicitible	Donors	Partic. Rate	Final %
UW Seattle							
UW Medicine	16,049	293	1.8%	15,842	273	1.7%	21.5%
Architecture	7,393	75	1.0%	7,192	71	1.0%	18.5%
Arts and Sciences	126,129	1,811	1.4%	121,216	1,572	1.3%	16.7%
Business School	34,923	602	1.7%	34,015	424	1.2%	22.4%
Dentistry	4,388	88	2.0%	4,301	79	1.8%	29.0%
Education	18,434	266	1.4%	18,677	231	1.2%	20.0%
Engineering	30,120	274	0.9%	29,399	214	0.7%	17.0%
Evans Schl. Of Pub. Affairs	1,964	50	2.5%	1,872	27	1.4%	24.4%
Forest Resources	4,446	50	1.1%	4,382	50	1.1%	17.7%
Interdisc. Grad. Programs	1,296	33	2.5%	1,161	25	2.2%	20.3%
Interschool Programs	286	2	0.7%	241	5	2.1%	17.4%
Information School	3,976	73	1.8%	3,786	53	1.4%	22.7%
Law	7,320	136	1.9%	7,070	82	1.2%	24.8%
School Of Nursing	8,181	180	2.2%	7,976	172	2.2%	24.5%
Ocean & Fisheries	3,642	37	1.0%	3,560	38	1.1%	18.7%
Pharmacy	3,255	61	1.9%	3,147	53	1.7%	30.4%
Public Health	3,766	93	2.5%	3,139	70	2.2%	22.7%
Social Work	5,804	106	1.8%	5,707	95	1.7%	17.4%
Undergrad. Interdisc. Programs	119	2	1.7%	67	2	3.0%	17.9%
UW Bothell	4,324	62	1.4%	3,580	59	1.6%	13.7%
UW Tacoma	4,892	52	1.1%	4,016	45	1.1%	13.2%
Unspecified	11,097	189	1.7%	11,614	148	1.3%	24.0%
All UW Total	276,793	3,962	1.4%	267,179	3,332	1.2%	18.5%

Source: UW Office of Development

Job Number: 66598
July 2005

Alumni Participation

