

VII. STANDING COMMITTEES

B. Finance, Audit and Facilities Committee

UW

Report of
Contributions

University of Washington
University of Washington Foundation

August 2005

UW FOUNDATION REPORT OF CONTRIBUTIONS - AUGUST 2005

NOTES AS OF AUGUST 31, 2005

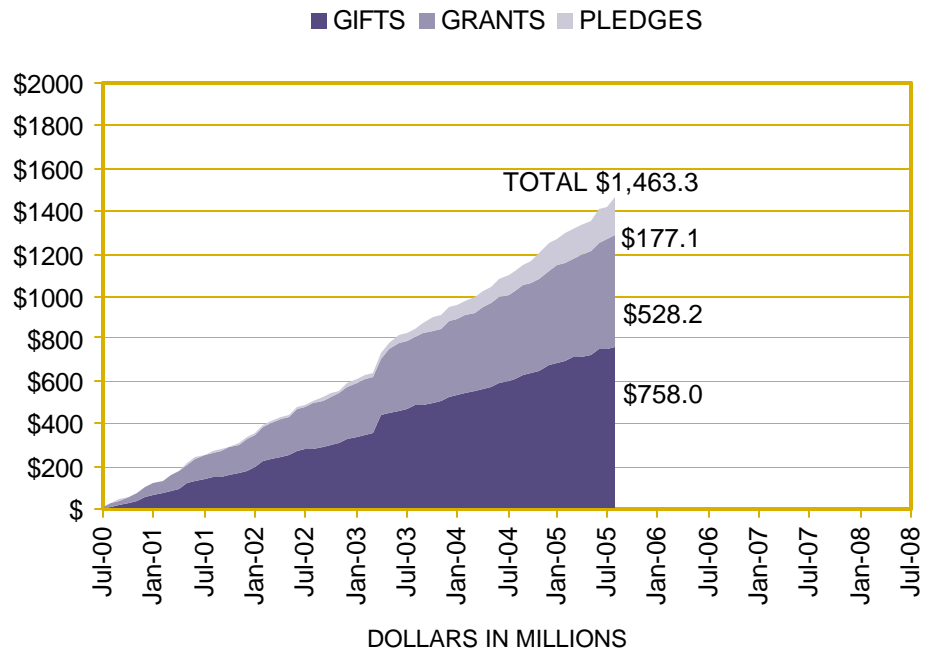
DATA POINTS

\$1,463,288,629 has been raised toward our campaign goal of \$2 billion.


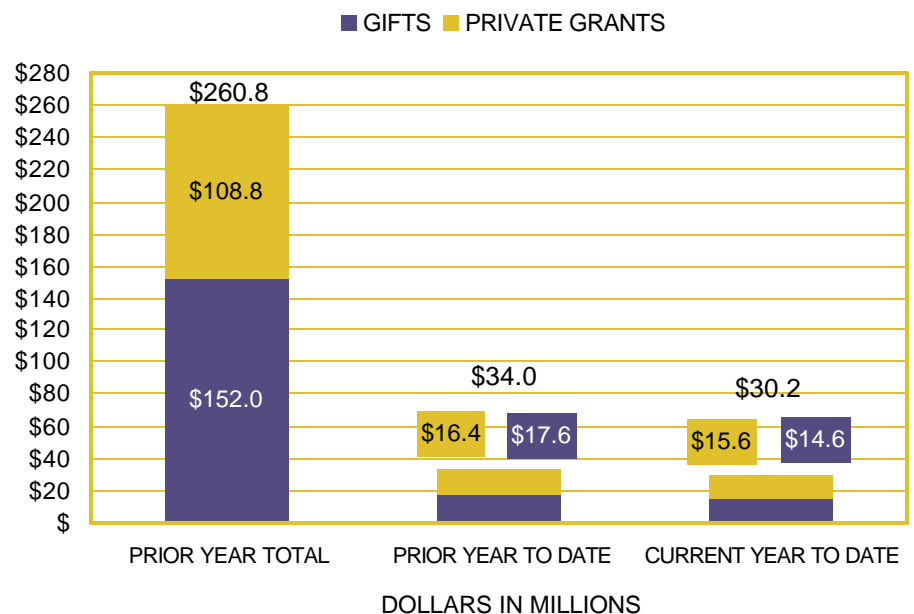
The UW received \$19.5 million in total private voluntary support (\$7.9 million in gifts and \$11.6 million in grants) in August.

Areas including Architecture, Business, UW Bothell, Engineering, Forest Resources, Information School, Intercollegiate Athletics, Law, Libraries, Nursing, Public Health and UW Tacoma are ahead of last year's year-to-date totals.

FUNDRAISING PROGRESS SINCE JULY 1, 2000



CURRENT GIFT AND PRIVATE GRANT TOTALS



AUGUST 2005 GIFTS AND IMPACT

Selected gifts representing private support for one of the University of Washington's key fundraising priorities -- student, faculty, program and facility support.

James R. Ellis - \$110,000 to UW Medicine, Scholarships and Student Programs and the College of Forest Resources

- This gift of property will be allocated between the Robert Lee Ellis Memorial Scholarship Fund in Student Financial Aid, the James R. Ellis Forestry Fund – to be used for forest sustainability applications in the Mountains to Sound Greenway – and the Mary Lou Earling Ellis Diabetes Research Fund.
- Jim Ellis, who received his law degree from the UW in 1948, decided to give back to his alma mater through service as well as financial support. He spent 12 years with the UW Board of Regents, including the tumultuous years of the Vietnam War. He and his late wife Mary Lou made many contributions in support of UW research, students and programs; a tradition that he continues.
- For his lifetime of public service, in 1999 the University of Washington and the UW Alumni Association bestowed upon him their highest honor: Alumnus Summa Laude Dignatus award.

Frances M. Frazier and Margit M. Loser — \$20,000 to the School of Public Health

- Frances Frazier and Margit Loser have pledged \$50,000 to create the Double Eagle II Endowed Scholarship in Global Public Health to provide assistance to undergraduate students participating in the Multidisciplinary International Research Training (MIRT) program in the School of Public Health. The program provides support for undergraduates, graduates, and faculty to do health-related population-based research and training in developing countries.
- The donors are concerned about the difference between local and global public health and feel that the need for healthcare providers with a global understanding is increasing. By creating a scholarship for students who are participating in an international public health project, Ms. Frazier and Ms. Loser hope to provide students with an experience that will help them gain a global perspective for their lives and work.
- Ms. Frazier and Ms. Loser have already established an endowed Nursing scholarship at UW Tacoma. Ms. Frazier is an alumna of the School of Nursing.

Suzanne Stokoe Phillips and William R. Phillips — \$10,396 to the School of Social Work

- This gift will help to establish the Henry W. Maier Visiting Professorship in Clinical Skills in the University of Washington School of Social Work.
- Suzanne Stokoe Phillips and fellow alumna Phyllis Daniels are working to raise funds to create a permanent endowment, which will be an annual opportunity for students, faculty and the social work community to engage with a master clinician and further develop their skills in working with children and families.
- Henry W. Maier (1918-2005) served the University of Washington School of Social Work for 26 years, focusing on childhood development and behavior. He received the University of Washington's Distinguished Professor Award in 1984 and was named Fulbright Scholar to both Great Britain and New Zealand.





REPORT OF CONTRIBUTIONS

August 2005

CAMPAIGN UW: CREATING FUTURES

Report prepared by: Office of Development and Alumni Relations
Advancement Services, Information Management

9/8/2005 03:17 PM

TABLE OF CONTENTS


| | |
|------------------------------------------------------------|----|
| Campaign Progress to Date* | 1 |
| Campaign Progress by Giving Level* | 2 |
| Campaign Progress Pyramid* | 3 |
| Campaign Progress by Constituency* | 4 |
| Campaign Theme Progress* | 5 |
| Development Area Summary - Total Private Voluntary Support | 6 |
| Development Area Summary - Gifts and Private Grants | 7 |
| Development Area Summary - Gifts | 8 |
| Complete Fiscal Year Comparison | 9 |
| Year to Date Contribution Totals | 10 |
| Development Activity by Donor Type | 11 |
| Alumni Participation by Constituency | 12 |

*All Campaign totals represented are from July 1, 2000 through the end of the preceeding calendar month. Please note that grant revenue totals in Campaign Reports may contain clinical trials. Fundraising totals from all affiliated non-profit organizations are also included in UW Campaign totals.

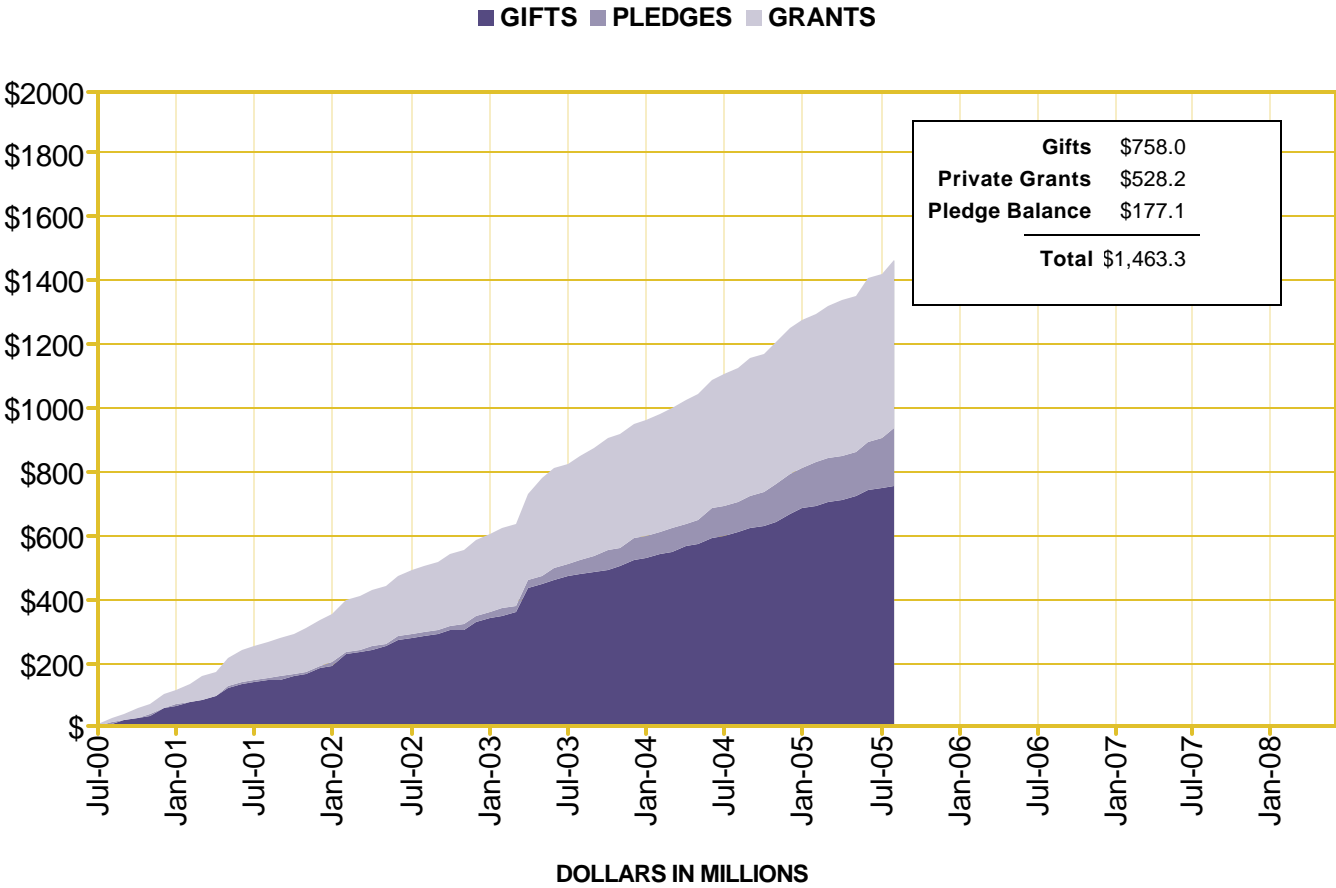
Annual reporting is July 1, 2005 through the end of the preceeding calendar month.

Job Number: 67129
August 2005

Table of Contents



CAMPAIGN PROGRESS SINCE JULY 1, 2000



Source: UW Office of Development

Summarizes Total Private Voluntary Support since July 1, 2000. Testamentary Commitments included in Pledge Balance total.
All dollar totals in millions.


CAMPAIGN PROGRESS BY GIVING LEVEL

| DOLLARS RAISED | | | | | | | |
|----------------------------|----------------------|----------------------|----------------------|----------------------|----------------------|---------------------|----------------------|
| Gifts and Pledges | | | | | | | |
| Giving Level * | Alumni | Non Alumni | Family Fndns. | Corporations | Foundations | Other Orgs. | Total |
| \$100M+ | \$0 | \$32,720 | \$87,272,008 | \$0 | \$0 | \$0 | \$87,304,728 |
| \$50M - \$99,999,999 | \$0 | \$0 | \$0 | \$0 | \$0 | \$0 | \$0 |
| \$10M - \$49,999,999 | \$28,303,205 | \$57,127,573 | \$20,512,500 | \$22,955,977 | \$31,638,447 | \$1,503,340 | \$162,041,042 |
| \$5M - \$9,999,999 | \$15,154,324 | \$3,005,500 | \$0 | \$22,955,120 | \$13,191,754 | \$22,254,952 | \$76,561,649 |
| \$1M - \$4,999,999 | \$75,842,478 | \$48,341,786 | \$21,845,875 | \$61,806,992 | \$37,717,615 | \$6,998,750 | \$252,553,495 |
| \$100,000 - \$999,999 | \$69,648,895 | \$55,379,428 | \$17,600,512 | \$30,896,471 | \$16,573,471 | \$10,192,733 | \$200,291,510 |
| \$25,000 - \$99,999 | \$19,119,909 | \$14,273,166 | \$2,423,327 | \$13,019,378 | \$3,454,311 | \$2,760,398 | \$55,050,490 |
| \$10,000 - \$24,999 | \$12,599,082 | \$9,279,688 | \$791,476 | \$6,417,051 | \$863,988 | \$1,192,821 | \$31,144,105 |
| \$5,000 - \$9,999 | \$9,414,780 | \$7,149,432 | \$251,893 | \$3,867,178 | \$423,597 | \$495,741 | \$21,602,621 |
| \$2,000 - \$4,999 | \$8,596,721 | \$6,817,690 | \$80,658 | \$2,794,310 | \$215,636 | \$332,802 | \$18,837,816 |
| \$1,000 - \$1,999 | \$4,496,066 | \$3,746,314 | \$20,740 | \$1,234,975 | \$71,351 | \$150,344 | \$9,719,790 |
| \$500 - \$999 | \$3,977,732 | \$3,123,804 | \$4,710 | \$602,464 | \$26,590 | \$80,269 | \$7,815,569 |
| \$250 - \$499 | \$2,827,047 | \$1,993,403 | \$1,300 | \$263,759 | \$7,727 | \$39,664 | \$5,132,900 |
| \$100 - \$249 | \$2,651,448 | \$1,741,215 | \$1,610 | \$244,540 | \$7,872 | \$25,635 | \$4,672,320 |
| \$1 - \$99 | \$1,297,677 | \$1,013,203 | \$154 | \$62,798 | \$938 | \$8,955 | \$2,383,726 |
| Gift / Pledge Total | \$253,929,363 | \$213,024,922 | \$150,806,762 | \$167,121,011 | \$104,193,297 | \$46,036,403 | \$935,111,759 |
| Private Grant Total | | | | | | | \$528,176,871 |
| DONOR COUNTS | | | | | | | |
| Giving Level | Alumni | Non Alumni | Family Fndns. | Corporations | Foundations | Other Orgs. | Total |
| \$100M+ | 0 | 2 | 1 | 0 | 0 | 0 | 3 |
| \$50M - \$99,999,999 | 0 | 0 | 0 | 0 | 0 | 0 | 0 |
| \$10M - \$49,999,999 | 8 | 7 | 2 | 3 | 4 | 1 | 25 |
| \$5M - \$9,999,999 | 4 | 4 | 0 | 7 | 5 | 7 | 27 |
| \$1M - \$4,999,999 | 75 | 75 | 13 | 51 | 44 | 34 | 292 |
| \$100,000 - \$999,999 | 402 | 440 | 66 | 377 | 155 | 163 | 1,603 |
| \$25,000 - \$99,999 | 778 | 714 | 62 | 555 | 137 | 168 | 2,414 |
| \$10,000 - \$24,999 | 1,527 | 1,409 | 58 | 604 | 85 | 138 | 3,821 |
| \$5,000 - \$9,999 | 2,453 | 2,175 | 44 | 716 | 84 | 97 | 5,569 |
| \$2,000 - \$4,999 | 4,609 | 4,363 | 29 | 1,119 | 82 | 139 | 10,341 |
| \$1,000 - \$1,999 | 5,312 | 5,327 | 19 | 1,138 | 62 | 142 | 12,000 |
| \$500 - \$999 | 8,614 | 8,189 | 10 | 1,114 | 43 | 136 | 18,106 |
| \$250 - \$499 | 10,718 | 9,091 | 4 | 931 | 25 | 127 | 20,896 |
| \$100 - \$249 | 21,765 | 17,327 | 11 | 1,904 | 56 | 203 | 41,266 |
| \$1 - \$99 | 35,084 | 34,369 | 4 | 1,623 | 18 | 257 | 71,355 |
| Total | 91,349 | 83,492 | 323 | 10,142 | 800 | 1,612 | 187,718 |


Source: UW Office of Development & Alumni Relations

This report shows the count of distinct donors and campaign total by giving level and donor type since July 1, 2000.

*"Giving Level" is determined by summing all gift record types (including grants); however only gifts and pledges are used to calculate dollar totals in the "Dollars Raised" chart.



CAMPAIGN PROGRESS BY PYRAMID, SINCE JULY 1, 2000



187,718 Donor Count

Gift and Pledges \$935,111,759

Campaign Total: \$1,463,288,629

*Campaign Working Goal: \$2,000,000,000

Percent Complete: 73.2%

Source: UW Office of Development

The counts of distinct donors and fundraising totals by giving level are shown.


*Unit campaign goals are still being finalized.

Pyramid Levels are determined by summing all gift record types(including grants); however only gifts and pledges are used to calculate dollar totals displayed.

Job Number: 67129

August 2005

Campaign Progress Pyramid - Since July 1, 2000



CAMPAIGN PROGRESS BY CONSTITUENCY

| | GIFTS | Irrevocable Deferred Gifts | | ¹ PLEDGES | Testamentary Commitments | | ² GRANTS | Campaign - Private Voluntary Support | | |
|-----------------------------|----------------------|----------------------------|---------------------|----------------------|--------------------------|---------------------|----------------------|--------------------------------------|---------------------------|--------------|
| | | Donor Value | Discount Value | | Donor Value | Discount Value | | TOTAL | ³ Working Goal | % of Goal |
| UW Medicine | \$223,317,805 | \$9,976,291 | \$4,587,385 | \$19,560,769 | \$17,064,853 | \$3,974,275 | \$267,219,388 | \$537,139,106 | \$1,000,000,000 | 53.7% |
| Architecture | \$5,967,295 | \$244,117 | \$78,098 | \$1,458,250 | \$1,000,000 | \$783,526 | \$1,525,275 | \$10,194,937 | \$19,000,000 | 53.7% |
| Arts and Sciences | \$77,956,889 | \$5,151,297 | \$2,682,824 | \$10,907,190 | \$15,274,000 | \$9,967,449 | \$56,392,152 | \$165,681,528 | \$240,000,000 | 69.0% |
| Broadcast Services | \$34,024,076 | \$0 | \$0 | \$10,866 | \$0 | \$0 | \$0 | \$34,034,941 | N/A | N/A |
| Business School | \$44,454,267 | \$741,794 | \$337,793 | \$29,642,142 | \$3,000,271 | \$2,035,446 | \$200,800 | \$78,039,273 | \$226,000,000 | 34.5% |
| Dentistry | \$5,775,235 | \$20,000 | \$7,801 | \$812,846 | \$400,000 | \$154,475 | \$3,511,259 | \$10,519,340 | \$15,000,000 | 70.1% |
| Education | \$8,057,533 | \$2,849 | \$2,849 | \$4,108,077 | \$0 | \$0 | \$11,654,259 | \$23,822,717 | \$23,000,000 | 103.6% |
| Engineering | \$105,521,410 | \$1,568,700 | \$626,966 | \$13,012,457 | \$2,255,000 | \$1,298,357 | \$53,604,998 | \$175,962,565 | \$250,000,000 | 70.4% |
| Evans Schl. of Pub. Affairs | \$8,746,831 | \$57,994 | \$20,282 | \$470,642 | \$500,000 | \$265,793 | \$31,759,478 | \$41,534,945 | \$40,000,000 | 103.8% |
| Forest Resources | \$6,366,166 | \$646,572 | \$439,763 | \$572,797 | \$1,500,000 | \$736,582 | \$2,907,554 | \$11,993,089 | \$17,700,000 | 67.8% |
| Friday Harbor Labs | \$5,511,500 | \$153,242 | \$24,284 | \$374,659 | \$1,045,000 | \$561,173 | \$775,938 | \$7,860,340 | \$12,000,000 | 65.5% |
| Information School | \$2,395,980 | \$0 | \$0 | \$136,063 | \$100,000 | \$64,666 | \$865,683 | \$3,497,726 | \$5,000,000 | 70.0% |
| Intercollegiate Athletics | \$74,505,932 | \$211,597 | \$102,931 | \$5,459,310 | \$0 | \$0 | \$0 | \$80,176,839 | \$110,000,000 | 72.9% |
| Law | \$22,919,825 | \$2,026 | \$2,026 | \$2,086,228 | \$0 | \$0 | \$937,944 | \$25,946,023 | \$70,000,000 | 37.1% |
| Libraries | \$4,301,808 | \$442,146 | \$272,953 | \$61,615 | \$772,000 | \$379,527 | \$410,326 | \$5,987,895 | \$9,000,000 | 66.5% |
| Nursing | \$7,342,176 | \$275,000 | \$119,617 | \$1,016,788 | \$2,100,000 | \$1,161,785 | \$6,858,246 | \$17,592,210 | \$24,000,000 | 73.3% |
| Ocean and Fisheries | \$10,722,521 | \$562,500 | \$187,134 | \$117,777 | \$0 | \$0 | \$16,046,512 | \$27,449,310 | \$34,000,000 | 80.7% |
| Pharmacy | \$6,773,746 | \$0 | \$0 | \$580,166 | \$0 | \$0 | \$4,009,253 | \$11,363,165 | \$10,260,000 | 110.8% |
| President's Funds | \$4,863,518 | \$622,974 | \$355,647 | \$528,312 | \$2,750,000 | \$1,353,977 | \$0 | \$8,764,804 | N/A | N/A |
| Public Health | \$12,989,544 | \$50,259 | \$24,777 | \$751,732 | \$0 | \$0 | \$52,358,471 | \$66,150,006 | \$90,000,000 | 73.5% |
| Scholar. & Student Progs. | \$21,520,340 | \$321,293 | \$97,431 | \$2,573,701 | \$1,000,000 | \$530,038 | \$624,871 | \$26,040,206 | \$40,000,000 | 65.1% |
| Social Work | \$1,562,120 | \$165,797 | \$33,243 | \$244,817 | \$0 | \$0 | \$4,711,998 | \$6,684,732 | \$10,000,000 | 66.8% |
| University Press | \$1,519,430 | \$83,788 | \$35,275 | \$28,580 | \$2,000,000 | \$1,421,362 | \$0 | \$3,631,798 | \$3,000,000 | 121.1% |
| University Support | \$22,717,350 | \$885,063 | \$452,980 | \$7,193,132 | \$13,250,000 | \$5,264,548 | \$11,082,266 | \$55,127,810 | N/A | N/A |
| UW Bothell | \$1,990,563 | \$0 | \$0 | \$248,428 | \$0 | \$0 | \$650,500 | \$2,889,491 | \$5,700,000 | 50.7% |
| UW Tacoma | \$13,846,149 | \$150,000 | \$150,000 | \$8,212,985 | \$2,925,000 | \$1,657,696 | \$69,700 | \$25,203,834 | \$30,000,000 | 84.0% |
| All UW Total | \$735,670,007 | \$22,335,299 | \$10,642,059 | \$110,170,329 | \$66,936,124 | \$31,610,675 | \$528,176,871 | \$1,463,288,629 | \$2,000,000,000 | 73.2% |


Source: UW Office of Development

Fundraising progress toward campaign working goals by constituency area (school/college/program). Campaign total is the sum of gifts, grants, active pledges and donor values of irrevocable deferred gifts and testamentary commitments. "N/A" is not applicable. 1 - "Pledges" are those in active status only. 2 - "Grants" are private grants only. 3 - Unit campaign working goals are still being finalized.

Job Number: 67129

August 2005

Campaign Progress by Constituency - Since July 2000



CAMPAIGN FUNDING THEME PROGRESS - JULY 2000 - PRESENT

| THEME | CURRENT USE | ENDOWMENT | TOTAL |
|------------------------------------------|-----------------|---------------|-----------------|
| Student Support | \$68,364,688 | \$87,523,559 | \$155,888,247 |
| Faculty Support | \$69,593,000 | \$93,570,956 | \$163,163,956 |
| Program Support for Faculty and Students | \$655,321,284 | \$76,413,580 | \$731,734,864 |
| Capital | \$252,535,830 | \$878,269 | \$253,414,098 |
| Unrestricted | \$131,078,527 | \$28,008,938 | \$159,087,465 |
| Total | \$1,176,893,328 | \$286,395,302 | \$1,463,288,629 |
| Goal | \$1,600,000,000 | \$400,000,000 | \$2,000,000,000 |
| % to Goal | 73.6% | 71.6% | 73.2% |


Source: UW Office of Development

This report shows contribution totals by campaign theme/priority since July 1, 2000.

Job Number: 67129

August 2005

Campaign Theme Progress



DEVELOPMENT SUMMARY - TOTAL PRIVATE VOLUNTARY SUPPORT

| AREA | YEAR TO DATE DONOR VALUES | | |
|-----------------------------|---------------------------|---------------------|---------------------|
| | GIFTS | PRIVATE GRANTS | TOTAL |
| UW Seattle | | | |
| UW Medicine | \$3,397,417 | \$9,554,430 | \$12,951,847 |
| Architecture | \$62,813 | \$2,500 | \$65,313 |
| Arts and Sciences | \$1,596,817 | \$1,055,966 | \$2,652,783 |
| Broadcast Services | \$775,043 | | \$775,043 |
| Business School | \$727,784 | | \$727,784 |
| Dentistry | \$59,591 | \$5,000 | \$64,591 |
| Education | \$272,621 | | \$272,621 |
| Engineering | \$1,653,116 | \$1,659,161 | \$3,312,277 |
| Evans Schl. of Pub. Affairs | \$45,337 | \$603,573 | \$648,910 |
| Forest Resources | \$322,550 | \$105,536 | \$428,086 |
| Graduate School | \$248,205 | \$71,308 | \$319,513 |
| Information School | \$43,304 | \$28,736 | \$72,040 |
| Intercollegiate Athletics | \$1,444,121 | | \$1,444,121 |
| Law | \$307,687 | | \$307,687 |
| Libraries | \$121,060 | | \$121,060 |
| Nursing | \$487,321 | \$253,121 | \$740,442 |
| Ocean and Fisheries | \$1,099,236 | \$240,733 | \$1,339,969 |
| Pharmacy | \$119,080 | | \$119,080 |
| President's Funds | \$100,559 | | \$100,559 |
| Public Health | \$419,894 | \$1,253,194 | \$1,673,088 |
| Scholar. & Student Progs. | \$632,173 | | \$632,173 |
| Social Work | \$30,084 | \$37,476 | \$67,560 |
| UW Alumni Association | \$163,590 | | \$163,590 |
| University Press | \$95,640 | | \$95,640 |
| University Support | \$360,218 | \$79,635 | \$439,853 |
| Washington Tech. Center | | | |
| UW Bothell | \$8,912 | \$600,000 | \$608,912 |
| UW Tacoma | \$51,150 | | \$51,150 |
| All UW Total | \$14,645,336 | \$15,550,370 | \$30,195,706 |


Source: UW Office of Development

Contribution totals for the major Development areas of the University are shown.

Job Number: 67129

August 2005

Development Area Summary - Total Private Voluntary Support



DEVELOPMENT SUMMARY - GIFTS AND PRIVATE GRANTS

| AREA | CURRENT MONTH | | YEAR TO DATE | | PRIOR YEAR TO DATE | | PRIOR FISCAL YEAR | |
|-----------------------------|---------------|--------------|--------------|--------------|--------------------|--------------|-------------------|---------------|
| | Donors | Value | Donors | Value | Donors | Value | Donors | Value |
| UW Seattle | | | | | | | | |
| UW Medicine | 2,190 | \$8,552,658 | 2,763 | \$12,951,847 | 2,559 | \$13,925,033 | 18,807 | \$89,363,526 |
| Architecture | 25 | \$48,710 | 38 | \$65,313 | 45 | \$33,835 | 1,125 | \$900,689 |
| Arts and Sciences | 799 | \$2,044,220 | 1,715 | \$2,652,783 | 2,039 | \$3,140,867 | 15,435 | \$25,765,062 |
| Broadcast Services | 430 | \$197,296 | 1,103 | \$775,043 | 468 | \$987,493 | 3,217 | \$8,301,726 |
| Business School | 299 | \$579,193 | 402 | \$727,784 | 303 | \$489,421 | 4,296 | \$12,344,544 |
| Dentistry | 55 | \$38,413 | 86 | \$64,591 | 134 | \$174,083 | 1,270 | \$1,418,395 |
| Education | 76 | \$263,262 | 112 | \$272,621 | 390 | \$1,070,551 | 1,475 | \$7,555,540 |
| Engineering | 187 | \$2,668,727 | 294 | \$3,312,277 | 350 | \$3,044,021 | 4,024 | \$31,841,841 |
| Evans Schl. of Pub. Affairs | 48 | \$502,708 | 88 | \$648,910 | 53 | \$1,650,779 | 721 | \$9,948,313 |
| Forest Resources | 38 | \$306,722 | 86 | \$428,086 | 103 | \$362,726 | 1,023 | \$2,002,612 |
| Graduate School | 14 | \$120,074 | 31 | \$319,513 | 25 | \$814,244 | 535 | \$4,065,408 |
| Information School | 21 | \$36,966 | 45 | \$72,040 | 23 | \$53,369 | 569 | \$400,100 |
| Intercollegiate Athletics | 344 | \$545,959 | 1,571 | \$1,444,121 | 643 | \$1,052,211 | 23,274 | \$15,865,980 |
| Law | 76 | \$126,686 | 129 | \$307,687 | 92 | \$69,513 | 1,728 | \$1,831,593 |
| Libraries | 61 | \$45,674 | 135 | \$121,060 | 118 | \$92,878 | 4,105 | \$1,030,319 |
| Nursing | 61 | \$535,240 | 99 | \$740,442 | 80 | \$502,257 | 1,627 | \$2,439,883 |
| Ocean and Fisheries | 39 | \$158,411 | 54 | \$1,339,969 | 31 | \$1,541,803 | 679 | \$9,870,610 |
| Pharmacy | 59 | \$95,236 | 87 | \$119,080 | 58 | \$572,537 | 1,031 | \$3,133,622 |
| President's Funds | 98 | \$70,270 | 220 | \$100,559 | 81 | \$88,507 | 2,237 | \$693,593 |
| Public Health | 88 | \$1,244,474 | 113 | \$1,673,088 | 80 | \$1,247,013 | 639 | \$10,248,558 |
| Scholar. & Student Progs. | 179 | \$233,892 | 436 | \$632,173 | 630 | \$445,546 | 3,358 | \$5,087,417 |
| Social Work | 29 | \$52,040 | 62 | \$67,560 | 37 | \$269,771 | 788 | \$1,456,040 |
| UW Alumni Association | 1,572 | \$73,015 | 3,267 | \$163,590 | 3,047 | \$151,372 | 20,482 | \$1,034,131 |
| University Press | 48 | \$55,125 | 139 | \$95,640 | 79 | \$55,855 | 357 | \$465,799 |
| University Support | 120 | \$284,950 | 237 | \$439,853 | 268 | \$2,083,293 | 2,202 | \$9,634,062 |
| Washington Tech. Center | | | | | | | | |
| UW Bothell | 21 | \$606,016 | 34 | \$608,912 | 51 | \$6,401 | 520 | \$286,256 |
| UW Tacoma | 95 | \$49,486 | 120 | \$51,150 | 53 | \$39,074 | 650 | \$3,786,663 |
| All UW Unique Total | 6,682 | \$19,535,435 | 12,671 | \$30,195,706 | 11,183 | \$33,964,462 | 95,227 | \$260,772,296 |


Source: UW Office of Development

The number of donors and contribution totals for the major Development areas of the University are shown.
Dollar values are based on donor values.

Job Number: 67129

August 2005

Development Area Summary - Gifts and Private Grants



DEVELOPMENT SUMMARY - GIFTS

| AREA | CURRENT MONTH | | YEAR TO DATE | | PRIOR YEAR TO DATE | | PRIOR FISCAL YEAR | |
|-----------------------------|---------------|--------------------|---------------|---------------------|--------------------|---------------------|-------------------|----------------------|
| | Donors | Value | Donors | Value | Donors | Value | Donors | Value |
| UW Seattle | | | | | | | | |
| UW Medicine | 2,102 | \$2,030,331 | 2,647 | \$3,397,417 | 2,458 | \$5,965,111 | 18,519 | \$38,381,050 |
| Architecture | 24 | \$46,210 | 37 | \$62,813 | 44 | \$31,335 | 1,123 | \$518,323 |
| Arts and Sciences | 790 | \$1,156,921 | 1,700 | \$1,596,817 | 2,016 | \$1,468,007 | 15,367 | \$18,075,018 |
| Broadcast Services | 430 | \$197,296 | 1,103 | \$775,043 | 468 | \$987,493 | 3,217 | \$8,301,726 |
| Business School | 299 | \$579,193 | 402 | \$727,784 | 303 | \$489,421 | 4,295 | \$12,293,744 |
| Dentistry | 54 | \$33,413 | 85 | \$59,591 | 132 | \$93,878 | 1,265 | \$1,207,976 |
| Education | 76 | \$263,262 | 112 | \$272,621 | 389 | \$485,551 | 1,468 | \$1,809,231 |
| Engineering | 178 | \$1,134,487 | 283 | \$1,653,116 | 339 | \$1,502,357 | 3,953 | \$20,659,919 |
| Evans Schl. of Pub. Affairs | 43 | \$14,135 | 82 | \$45,337 | 44 | \$121,830 | 699 | \$544,233 |
| Forest Resources | 36 | \$227,868 | 82 | \$322,550 | 100 | \$291,169 | 1,015 | \$1,434,077 |
| Graduate School | 13 | \$48,766 | 30 | \$248,205 | 21 | \$65,949 | 529 | \$1,760,644 |
| Information School | 21 | \$36,966 | 44 | \$43,304 | 22 | \$26,594 | 568 | \$327,830 |
| Intercollegiate Athletics | 344 | \$545,959 | 1,571 | \$1,444,121 | 643 | \$1,052,211 | 23,274 | \$15,865,980 |
| Law | 76 | \$126,686 | 129 | \$307,687 | 91 | \$59,513 | 1,725 | \$1,686,596 |
| Libraries | 61 | \$45,674 | 135 | \$121,060 | 118 | \$92,878 | 4,105 | \$1,030,319 |
| Nursing | 57 | \$333,644 | 93 | \$487,321 | 75 | \$278,947 | 1,616 | \$1,569,608 |
| Ocean and Fisheries | 35 | \$72,590 | 47 | \$1,099,236 | 23 | \$1,002,380 | 654 | \$2,060,947 |
| Pharmacy | 59 | \$95,236 | 87 | \$119,080 | 57 | \$483,935 | 1,024 | \$2,155,260 |
| President's Funds | 98 | \$70,270 | 220 | \$100,559 | 81 | \$88,507 | 2,237 | \$693,593 |
| Public Health | 81 | \$166,250 | 101 | \$419,894 | 71 | \$159,073 | 596 | \$951,832 |
| Scholar. & Student Progs. | 179 | \$233,892 | 436 | \$632,173 | 630 | \$445,546 | 3,357 | \$4,964,114 |
| Social Work | 28 | \$14,564 | 61 | \$30,084 | 32 | \$3,006 | 775 | \$578,123 |
| UW Alumni Association | 1,572 | \$73,015 | 3,267 | \$163,590 | 3,047 | \$151,372 | 20,482 | \$1,034,131 |
| University Press | 48 | \$55,125 | 139 | \$95,640 | 79 | \$55,855 | 357 | \$465,799 |
| University Support | 118 | \$205,315 | 235 | \$360,218 | 268 | \$2,083,293 | 2,199 | \$9,529,319 |
| Washington Tech. Center | | | | | | | | |
| UW Bothell | 20 | \$6,016 | 33 | \$8,912 | 51 | \$6,401 | 520 | \$286,256 |
| UW Tacoma | 95 | \$49,486 | 120 | \$51,150 | 53 | \$39,074 | 649 | \$3,784,263 |
| All UW Unique Total | 6,566 | \$7,862,582 | 12,515 | \$14,645,336 | 11,019 | \$17,530,695 | 94,742 | \$151,969,925 |

Source: UW Office of Development

The number of donors and contribution totals (gifts only) for the major Development areas of the University are shown. Dollar values are based on donor values.

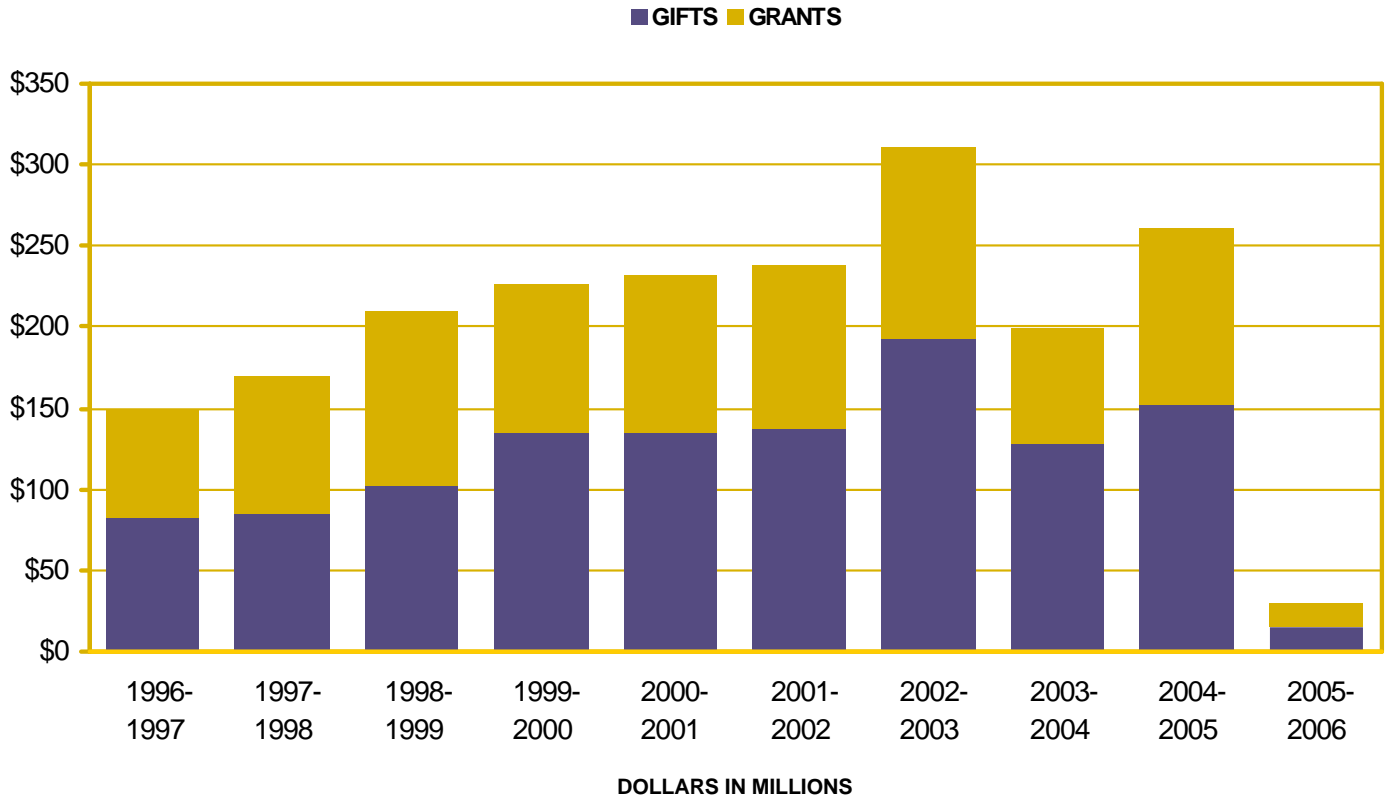
Job Number: 67129

August 2005

Development Area Summary - Gifts



COMPLETE FISCAL YEAR COMPARISON OF TOTAL CONTRIBUTIONS RECEIVED



| FISCAL YEAR | GIFTS | GRANTS | TOTAL CONTRIBUTIONS |
|-------------|---------------|---------------|---------------------|
| 2005- 2006 | \$14,645,336 | \$15,550,370 | \$30,195,706 |
| 2004- 2005 | \$151,969,925 | \$108,802,371 | \$260,772,296 |
| 2003- 2004 | \$128,174,367 | \$71,603,323 | \$199,777,690 |
| 2002- 2003 | \$192,573,183 | \$118,677,722 | \$311,250,905 |
| 2001- 2002 | \$137,959,340 | \$100,820,547 | \$238,779,887 |
| 2000- 2001 | \$134,805,190 | \$97,112,979 | \$231,918,169 |
| 1999- 2000 | \$134,037,997 | \$91,536,165 | \$225,574,162 |
| 1998- 1999 | \$102,925,077 | \$107,619,586 | \$210,544,663 |
| 1997- 1998 | \$84,718,016 | \$85,276,615 | \$169,994,631 |
| 1996- 1997 | \$81,892,963 | \$67,425,874 | \$149,318,837 |


Source: UW Office of Development

This graph compares the current fiscal year's contribution totals to each of the previous nine fiscal year's contribution totals.

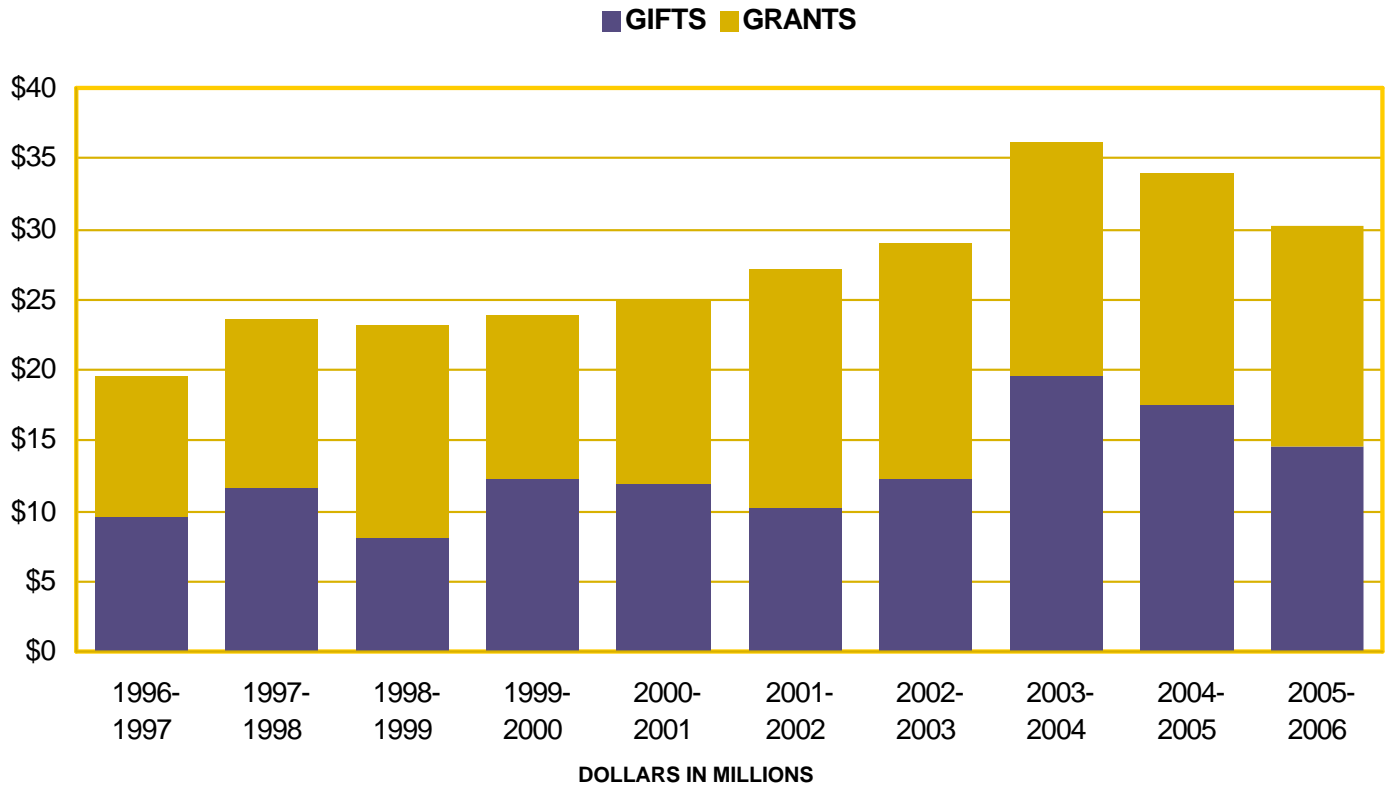
Job Number: 67129

August 2005

Fiscal Year Totals Graph



YEAR TO DATE CONTRIBUTION TOTALS



| FISCAL YEAR | GIFTS | GRANTS | TOTAL CONTRIBUTIONS |
|-------------|--------------|--------------|---------------------|
| 2005- 2006 | \$14,645,336 | \$15,550,370 | \$30,195,706 |
| 2004- 2005 | \$17,530,695 | \$16,433,767 | \$33,964,462 |
| 2003- 2004 | \$19,537,721 | \$16,597,595 | \$36,135,316 |
| 2002- 2003 | \$12,230,893 | \$16,786,392 | \$29,017,285 |
| 2001- 2002 | \$10,186,072 | \$16,972,711 | \$27,158,784 |
| 2000- 2001 | \$11,971,851 | \$12,973,413 | \$24,945,264 |
| 1999- 2000 | \$12,243,052 | \$11,670,323 | \$23,913,375 |
| 1998- 1999 | \$8,001,600 | \$15,168,144 | \$23,169,744 |
| 1997- 1998 | \$11,676,263 | \$11,927,707 | \$23,603,970 |
| 1996- 1997 | \$9,657,129 | \$9,905,459 | \$19,562,588 |


Source: UW Office of Development

This graph compares the current fiscal year's contribution totals to each of the previous nine fiscal year's contribution totals.

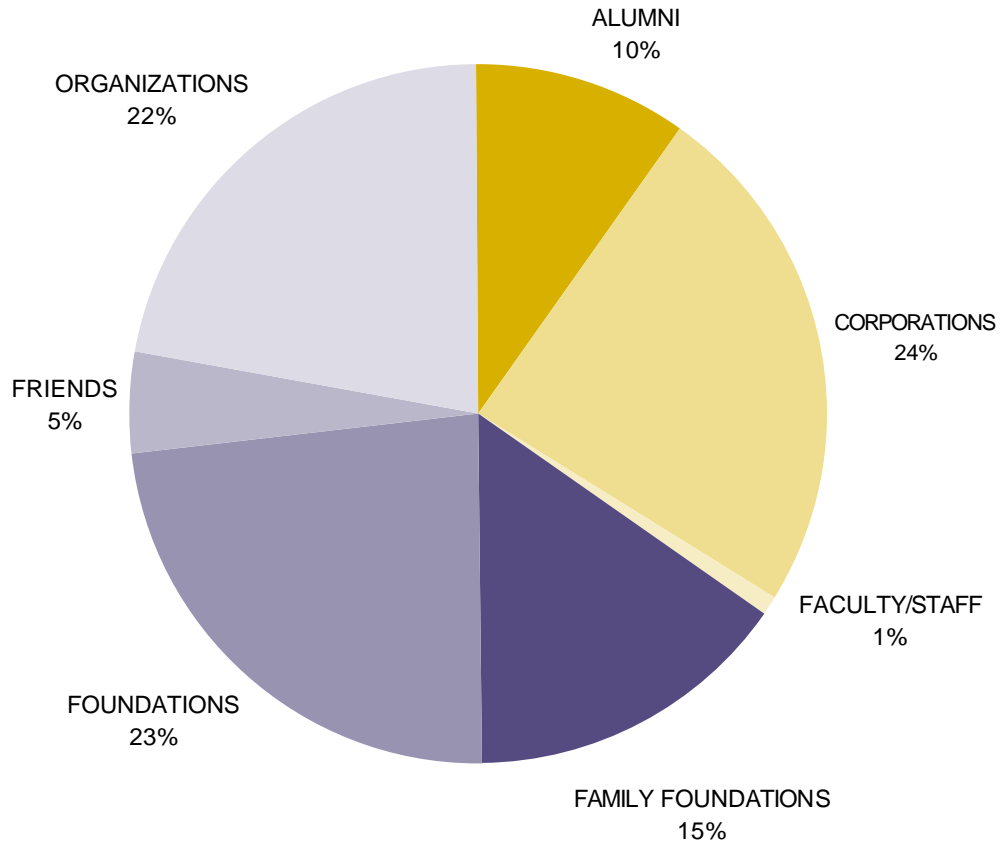
Job Number: 67129

August 2005

Year to Date Graph



DEVELOPMENT ACTIVITY BY DONOR TYPE IN CURRENT FISCAL YEAR




| DONOR TYPE | YEAR TO DATE | | PRIOR YEAR TO DATE | | PRIOR FISCAL YEAR | |
|--------------------|--------------|-------------|--------------------|-------------|-------------------|--------------|
| | Donors | Value | Donors | Value | Donors | Value |
| Alumni | 6,507 | \$3,046,523 | 5,812 | \$3,569,408 | 49,405 | \$45,066,817 |
| Corporations | 546 | \$7,218,639 | 596 | \$8,264,850 | 3,775 | \$61,273,024 |
| Faculty/Staff | 1,412 | \$222,403 | 1,398 | \$215,901 | 3,656 | \$4,572,200 |
| Family Foundations | 33 | \$4,557,622 | 36 | \$2,427,471 | 176 | \$20,706,692 |
| Foundations | 122 | \$7,024,580 | 113 | \$7,518,084 | 398 | \$60,401,770 |
| Friends | 3,997 | \$1,447,479 | 3,108 | \$3,154,227 | 37,430 | \$28,361,472 |
| Organizations | 92 | \$6,678,461 | 122 | \$8,814,520 | 553 | \$40,390,320 |

Source: UW Office of Development

This graph shows the sources of contributions for the current year to date. Dollar values are based on donor value.

Job Number: 67129
August 2005

Development Activity by Donor Type in Current Fiscal Year Chart



ALUMNI PARTICIPATION BY CONSTITUENCY

| AREA | CURRENT FISCAL YEAR TO DATE | | | PREVIOUS FISCAL YEAR TO DATE | | | |
|--------------------------------|-----------------------------|--------|--------------|------------------------------|--------|--------------|---------|
| | Solicitable | Donors | Partic. Rate | Solicitable | Donors | Partic. Rate | Final % |
| UW Seattle | | | | | | | |
| UW Medicine | 16,049 | 459 | 2.9% | 15,842 | 394 | 2.5% | 21.5% |
| Architecture | 7,393 | 121 | 1.6% | 7,192 | 128 | 1.8% | 18.5% |
| Arts and Sciences | 126,129 | 2,905 | 2.3% | 121,216 | 2,733 | 2.3% | 16.7% |
| Business School | 34,923 | 1,086 | 3.1% | 34,015 | 808 | 2.4% | 22.4% |
| Dentistry | 4,388 | 149 | 3.4% | 4,301 | 146 | 3.4% | 29.0% |
| Education | 18,434 | 464 | 2.5% | 18,677 | 373 | 2.0% | 20.0% |
| Engineering | 30,120 | 513 | 1.7% | 29,399 | 533 | 1.8% | 17.0% |
| Evans Schl. Of Pub. Affairs | 1,964 | 72 | 3.7% | 1,872 | 47 | 2.5% | 24.4% |
| Forest Resources | 4,446 | 75 | 1.7% | 4,382 | 69 | 1.6% | 17.7% |
| Interdisc. Grad. Programs | 1,296 | 42 | 3.2% | 1,161 | 34 | 2.9% | 20.3% |
| Interschool Programs | 286 | 9 | 3.1% | 241 | 9 | 3.7% | 17.4% |
| Information School | 3,976 | 116 | 2.9% | 3,786 | 84 | 2.2% | 22.7% |
| Law | 7,320 | 216 | 3.0% | 7,070 | 148 | 2.1% | 24.8% |
| School Of Nursing | 8,181 | 259 | 3.2% | 7,976 | 233 | 2.9% | 24.5% |
| Ocean & Fisheries | 3,642 | 65 | 1.8% | 3,560 | 59 | 1.7% | 18.7% |
| Pharmacy | 3,255 | 97 | 3.0% | 3,147 | 76 | 2.4% | 30.4% |
| Public Health | 3,766 | 123 | 3.3% | 3,139 | 95 | 3.0% | 22.7% |
| Social Work | 5,804 | 153 | 2.6% | 5,707 | 123 | 2.2% | 17.4% |
| Undergrad. Interdisc. Programs | 119 | 2 | 1.7% | 67 | 2 | 3.0% | 17.9% |
| UW Bothell | 4,324 | 98 | 2.3% | 3,580 | 88 | 2.5% | 13.7% |
| UW Tacoma | 4,892 | 92 | 1.9% | 4,016 | 70 | 1.7% | 13.2% |
| Unspecified | 11,097 | 313 | 2.8% | 11,614 | 287 | 2.5% | 24.0% |
| All UW Total | 276,793 | 6,507 | 2.4% | 267,179 | 5,812 | 2.2% | 18.5% |

Source: UW Office of Development

Job Number: 67129
August 2005

Alumni Participation

