

VII. STANDING COMMITTEES

B. Finance, Audit and Facilities Committee

UW

Report of Contributions

University of Washington
University of Washington Foundation

September 2005

NOTES AS OF SEPTEMBER 30, 2005

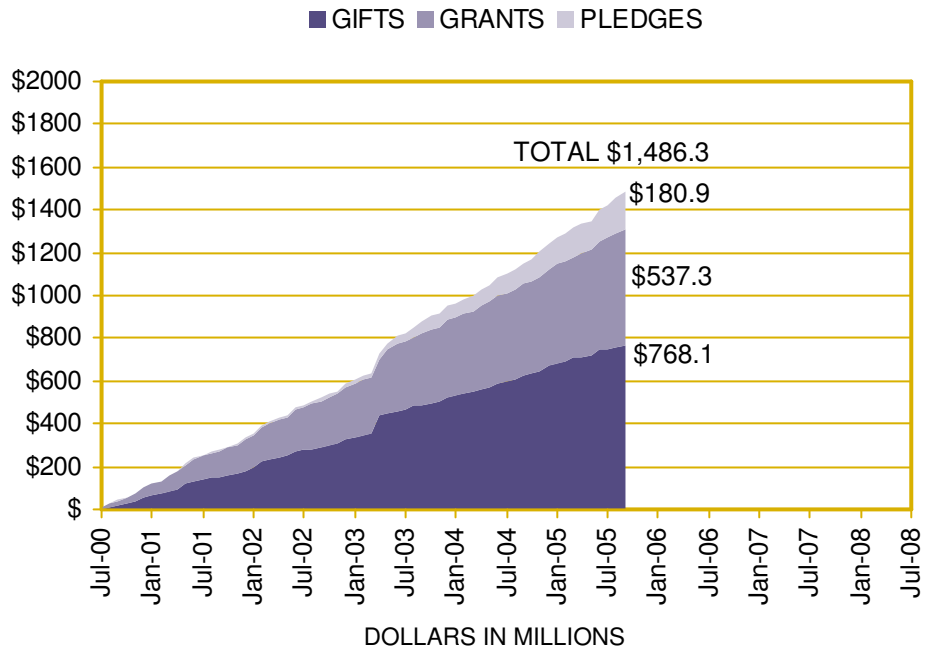
DATA POINTS

\$1,486,282,402 has been raised toward our campaign goal of \$2 billion.

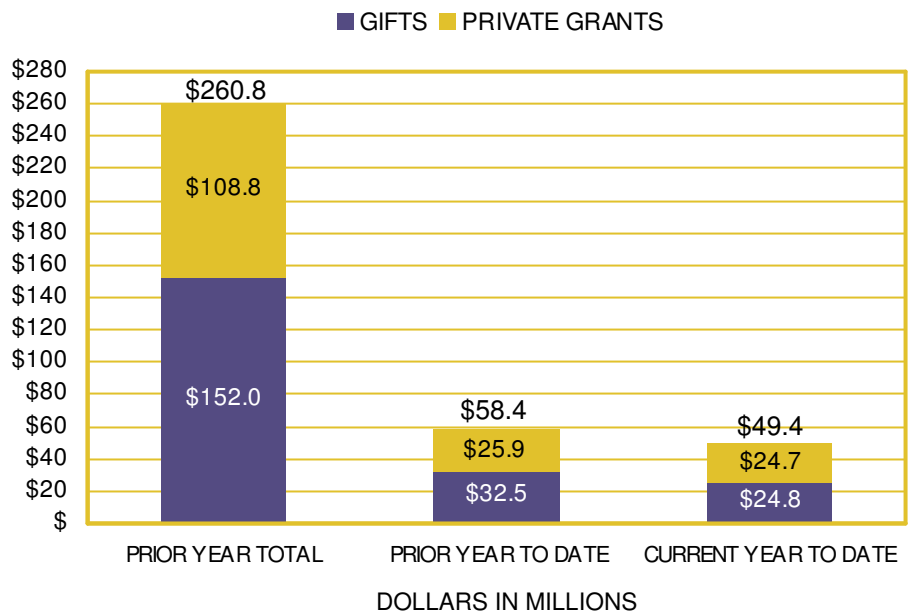
The UW received \$19.3 million in total private voluntary support (\$10.1 million in gifts and \$9.2 million in grants) in September.

Areas including Architecture, UW Bothell, Engineering, Information School, Intercollegiate Athletics, Law, Libraries, Nursing, Public Health and UW Tacoma are ahead of last year's year-to-date totals.

FUNDRAISING PROGRESS SINCE JULY 1, 2000



CURRENT GIFT AND PRIVATE GRANT TOTALS



SEPTEMBER 2005 GIFTS AND IMPACT

Selected gifts representing private support for one of the University of Washington's key fundraising priorities -- student, faculty, program and facility support.

Russell D. and Jean G. Amick - \$25,000 to the Business School

- This gift from Russell ('63) and Jean Amick represents the second payment on a \$100,000 pledge to the Business School Facility Fund.
- The \$160 million (estimated) facility will be funded through private gifts and a \$35 million investment from the University of Washington. This will be the first UW academic facility built almost entirely with private gifts.
- When completed, the new building will increase the school's total space by nearly 50 percent, which will include interactive lecture halls, wireless classrooms, computer labs, study areas and offices for faculty and staff. The new facility will enhance the School's ability to attract the brightest students, recruit and retain top faculty, and operate more efficiently by expanding the number of revenue-generating programs.
- Russell and Jean Amick are also loyal supporters of Husky athletics.

Wilma Bradley - \$97,900 to the College of Engineering

- Wilma Bradley's contributions to the Warren Francis and Wilma Bradley Endowed Chair in Computer Science provide essential support for Professor David Notkin, current holder of the Bradley chair. Professor Notkin's research is focused on software engineering and evolution.
- Mrs. Bradley has long supported many areas throughout the University, including the colleges of Engineering, Arts and Sciences and Architecture and Urban Planning. Her recent gifts to the Bradley chair, named for her late husband and herself, were enhanced by additional funds via the UW Matching Initiative.
- Mrs. Bradley was honored as a new University of Washington Laureate at the Fourth Annual Recognition Gala on September 9th.

Estate of Clarence Campbell - \$649,689 to the School of Law and the College of Ocean and Fishery Sciences

- Mr. Campbell's estate established the Clarence H. Campbell Law Scholarship and the Clarence H. Campbell Endowed Lauren Donaldson Scholarship in Ocean & Fishery Sciences. The funds will be awarded annually to students in the UW School of Law and the College of Ocean & Fishery Sciences who demonstrate academic merit and financial need.
- Clarence Campbell ('30) and his wife Vivian ('58) have been supporting their alma mater since the mid-1970s. A graduate of Queen Anne High School, the UW, and the UW School of Law, Clarence Campbell lived in Seattle for 96 of his 100 years.
- After graduation from the University, Mr. Campbell served as an intelligence officer in the Navy during World War II. He retired from his law firm – Karr Tuttle Campbell – in 1975, at which point he focused on investing and philanthropy.





REPORT OF CONTRIBUTIONS

September 2005

CAMPAIGN UW: CREATING FUTURES

Report prepared by: Office of Development and Alumni Relations
Advancement Services, Information Management

10/12/2005 12:27 PM

TABLE OF CONTENTS


Campaign Progress to Date*	1
Campaign Progress by Giving Level*	2
Campaign Progress Pyramid*	3
Campaign Progress by Constituency*	4
Campaign Theme Progress*	5
Development Area Summary - Total Private Voluntary Support	6
Development Area Summary - Gifts and Private Grants	7
Development Area Summary - Gifts	8
Complete Fiscal Year Comparison	9
Year to Date Contribution Totals	10
Development Activity by Donor Type	11
Alumni Participation by Constituency	12

*All Campaign totals represented are from July 1, 2000 through the end of the preceeding calendar month. Please note that grant revenue totals in Campaign Reports may contain clinical trials. Fundraising totals from all affiliated non-profit organizations are also included in UW Campaign totals.

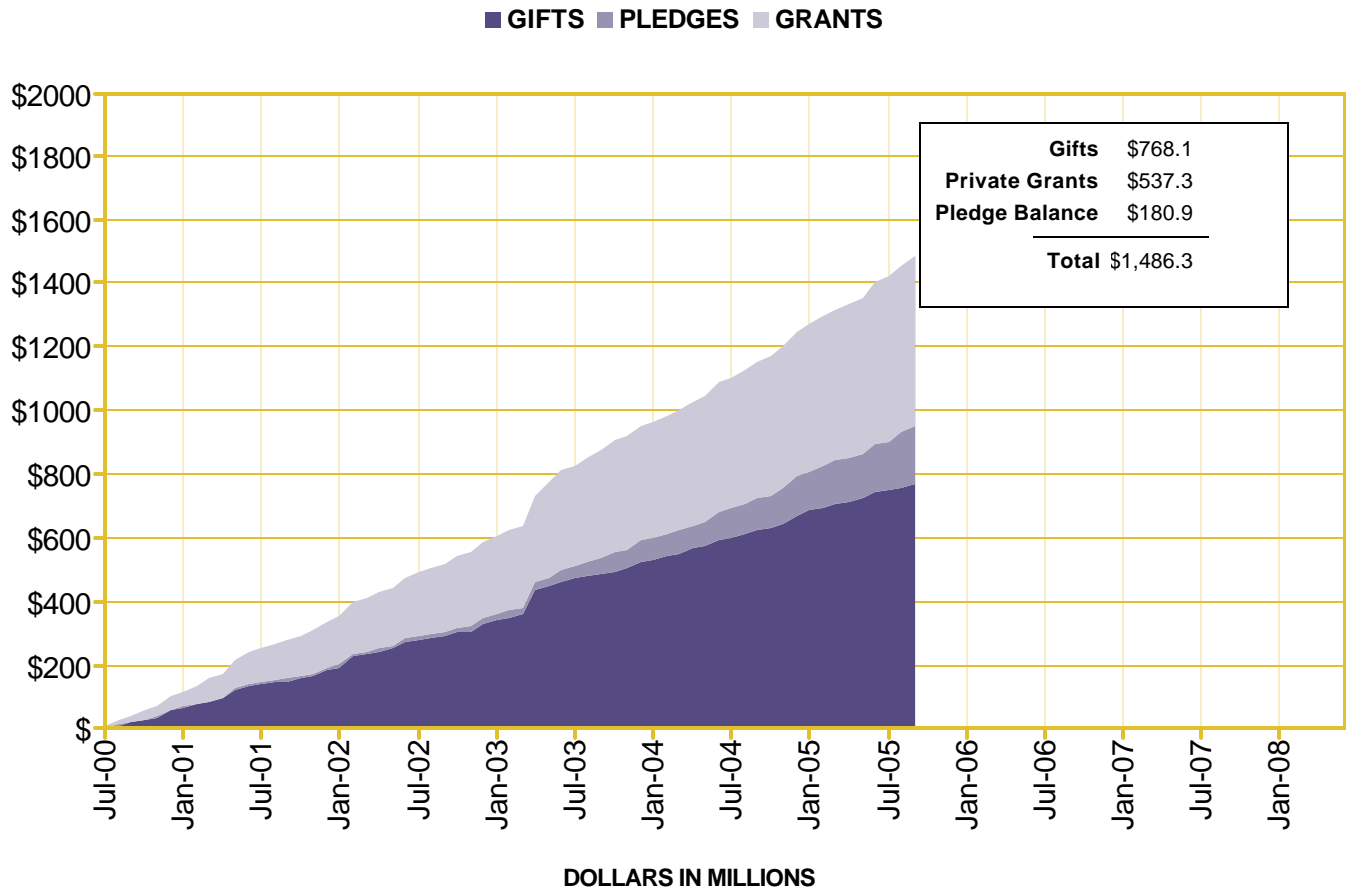
Annual reporting is July 1, 2005 through the end of the preceeding calendar month.

Job Number: 67510
September 2005

Table of Contents



CAMPAIGN PROGRESS SINCE JULY 1, 2000




Source: UW Office of Development

Summarizes Total Private Voluntary Support since July 1, 2000. Testamentary Commitments included in Pledge Balance total. All dollar totals in millions.

Job Number: 67510
 September 2005

Fundraising Progress Since July 1, 2000




CAMPAIGN PROGRESS BY GIVING LEVEL

DOLLARS RAISED							
Gifts and Pledges							
Giving Level *	Alumni	Non Alumni	Family Fndns.	Corporations	Foundations	Other Orgs.	Total
\$100M+	\$0	\$32,720	\$87,273,784	\$0	\$0	\$0	\$87,306,504
\$50M - \$99,999,999	\$0	\$0	\$0	\$0	\$0	\$0	\$0
\$10M - \$49,999,999	\$28,303,205	\$58,539,656	\$20,512,500	\$23,125,060	\$32,014,716	\$1,503,340	\$163,998,478
\$5M - \$9,999,999	\$15,155,724	\$3,005,500	\$0	\$23,133,683	\$13,203,754	\$22,680,561	\$77,179,221
\$1M - \$4,999,999	\$81,230,418	\$48,542,786	\$21,845,875	\$62,119,500	\$37,522,705	\$7,001,062	\$258,262,346
\$100,000 - \$999,999	\$71,555,564	\$56,656,967	\$17,565,752	\$31,340,005	\$17,199,715	\$10,427,594	\$204,745,597
\$25,000 - \$99,999	\$18,937,056	\$14,523,940	\$2,567,027	\$13,089,909	\$3,505,878	\$2,774,383	\$55,398,194
\$10,000 - \$24,999	\$12,771,807	\$9,307,400	\$769,976	\$6,440,139	\$862,939	\$1,188,921	\$31,341,183
\$5,000 - \$9,999	\$9,474,784	\$7,206,457	\$252,293	\$3,885,976	\$434,298	\$500,880	\$21,754,688
\$2,000 - \$4,999	\$8,641,888	\$6,869,896	\$81,658	\$2,812,105	\$225,670	\$334,445	\$18,965,661
\$1,000 - \$1,999	\$4,560,930	\$3,767,013	\$22,676	\$1,242,880	\$72,931	\$154,050	\$9,820,480
\$500 - \$999	\$4,060,959	\$3,150,446	\$4,710	\$606,808	\$25,440	\$81,362	\$7,929,725
\$250 - \$499	\$2,868,003	\$1,999,356	\$1,300	\$268,169	\$8,227	\$39,071	\$5,184,127
\$100 - \$249	\$2,666,302	\$1,752,683	\$1,810	\$247,132	\$8,467	\$26,693	\$4,703,086
\$1 - \$99	\$1,295,775	\$1,020,719	\$189	\$63,276	\$888	\$8,940	\$2,389,787
Gift / Pledge Total	\$261,522,415	\$216,375,539	\$150,899,550	\$168,374,642	\$105,085,629	\$46,721,300	\$948,979,076
Private Grant Total							\$537,303,326
DONOR COUNTS							
Giving Level	Alumni	Non Alumni	Family Fndns.	Corporations	Foundations	Other Orgs.	Total
\$100M+	0	2	1	0	0	0	3
\$50M - \$99,999,999	0	0	0	0	0	0	0
\$10M - \$49,999,999	8	7	2	3	4	1	25
\$5M - \$9,999,999	4	4	0	7	6	7	28
\$1M - \$4,999,999	80	77	13	51	43	35	299
\$100,000 - \$999,999	415	447	67	382	157	165	1,633
\$25,000 - \$99,999	773	721	64	560	139	167	2,424
\$10,000 - \$24,999	1,541	1,423	56	608	86	139	3,853
\$5,000 - \$9,999	2,468	2,184	44	718	86	98	5,598
\$2,000 - \$4,999	4,637	4,387	29	1,125	85	140	10,403
\$1,000 - \$1,999	5,364	5,373	20	1,145	63	145	12,110
\$500 - \$999	8,770	8,260	10	1,123	42	138	18,343
\$250 - \$499	10,836	9,125	4	943	27	126	21,061
\$100 - \$249	21,845	17,441	13	1,925	59	210	41,493
\$1 - \$99	35,016	34,592	4	1,631	17	257	71,517
Total	91,757	84,043	327	10,221	814	1,628	188,790

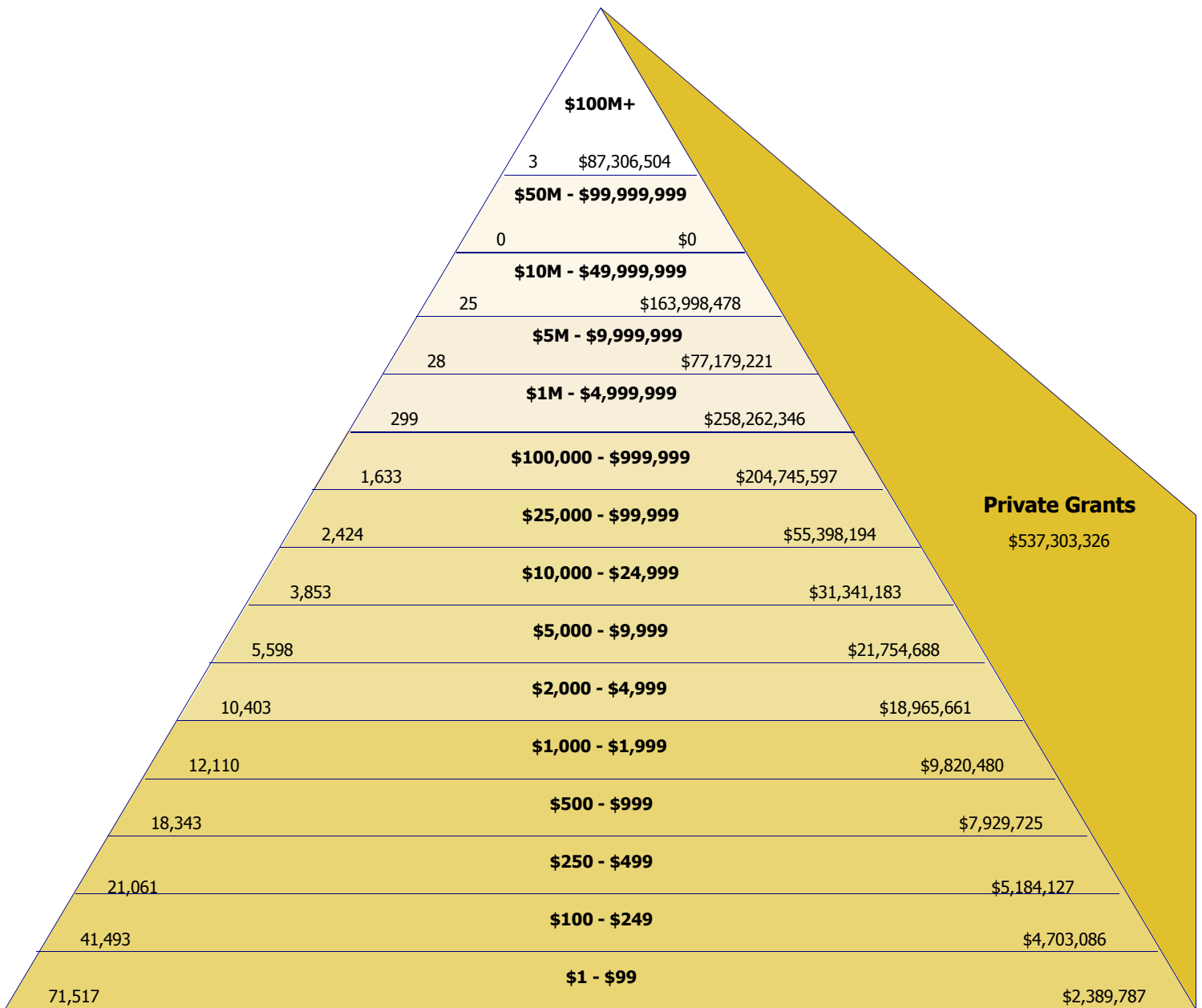
Source: UW Office of Development & Alumni Relations

This report shows the count of distinct donors and campaign total by giving level and donor type since July 1, 2000.

*"Giving Level" is determined by summing all gift record types (including grants); however only gifts and pledges are used to calculate dollar totals in the "Dollars Raised" chart.



CAMPAIGN PROGRESS BY PYRAMID, SINCE JULY 1, 2000



188,790 Donor Count

Gift and Pledges \$948,979,076

Campaign Total: \$1,486,282,402 *Campaign Working Goal: \$2,000,000,000 Percent Complete: 74.3%

Source: UW Office of Development

The counts of distinct donors and fundraising totals by giving level are shown.


*Unit campaign goals are still being finalized.

Pyramid Levels are determined by summing all gift record types(including grants); however only gifts and pledges are used to calculate dollar totals displayed.

Job Number: 67510

September 2005

Campaign Progress Pyramid - Since July 1, 2000



CAMPAIGN PROGRESS BY CONSTITUENCY


	GIFTS	Irrevocable Deferred Gifts		PLEDGES	Testamentary Commitments		GRANTS	Campaign - Private Voluntary Support		
		Donor Value	Discount Value		Donor Value	Discount Value		TOTAL	Working Goal	% of Goal
UW Medicine	\$224,596,384	\$10,047,291	\$4,901,220	\$21,091,829	\$17,139,853	\$4,005,439	\$270,401,134	\$543,276,490	\$1,000,000,000	54.3%
Architecture	\$6,033,233	\$244,117	\$138,644	\$1,508,390	\$1,000,000	\$783,526	\$1,531,925	\$10,317,665	\$19,000,000	54.3%
Arts and Sciences	\$79,932,047	\$5,151,297	\$2,849,672	\$9,983,033	\$15,974,000	\$7,835,406	\$57,649,329	\$168,689,706	\$240,000,000	70.3%
Broadcast Services	\$34,730,406	\$0	\$0	\$11,499	\$0	\$0	\$0	\$34,741,905	N/A	N/A
Business School	\$44,897,828	\$741,794	\$401,056	\$29,829,350	\$3,000,271	\$2,035,446	\$225,800	\$78,695,044	\$226,000,000	34.8%
Dentistry	\$5,804,674	\$20,000	\$7,801	\$799,944	\$400,000	\$154,475	\$3,511,259	\$10,535,877	\$15,000,000	70.2%
Education	\$8,269,100	\$28,552	\$10,686	\$3,907,586	\$0	\$0	\$11,914,259	\$24,119,497	\$23,000,000	104.9%
Engineering	\$106,583,424	\$1,568,700	\$674,337	\$13,269,709	\$3,255,000	\$1,694,091	\$56,976,689	\$181,653,521	\$250,000,000	72.7%
Evans Schl. of Pub. Affairs	\$8,756,856	\$57,994	\$69,964	\$474,651	\$500,000	\$265,793	\$31,940,503	\$41,730,005	\$40,000,000	104.3%
Forest Resources	\$6,399,043	\$646,572	\$481,267	\$1,572,201	\$2,500,000	\$1,266,903	\$2,907,554	\$14,025,369	\$17,700,000	79.2%
Friday Harbor Labs	\$5,533,069	\$153,242	\$24,284	\$373,995	\$1,045,000	\$561,173	\$775,938	\$7,881,244	\$12,000,000	65.7%
Information School	\$2,418,462	\$0	\$0	\$135,236	\$100,000	\$64,666	\$865,683	\$3,519,381	\$5,000,000	70.4%
Intercollegiate Athletics	\$74,680,620	\$211,597	\$102,931	\$5,383,960	\$25,000	\$10,388	\$0	\$80,301,178	\$110,000,000	73.0%
Law	\$23,315,984	\$2,026	\$2,026	\$2,083,959	\$0	\$0	\$958,642	\$26,360,611	\$70,000,000	37.7%
Libraries	\$4,664,511	\$442,146	\$299,256	\$55,431	\$772,000	\$379,527	\$410,326	\$6,344,414	\$9,000,000	70.5%
Nursing	\$7,528,964	\$275,000	\$119,617	\$972,572	\$2,100,000	\$1,161,785	\$6,861,163	\$17,737,700	\$24,000,000	73.9%
Ocean and Fisheries	\$11,065,491	\$562,500	\$213,274	\$118,284	\$0	\$0	\$16,204,908	\$27,951,183	\$34,000,000	82.2%
Pharmacy	\$6,799,202	\$0	\$0	\$580,475	\$0	\$0	\$4,113,926	\$11,493,603	\$10,260,000	112.0%
President's Funds	\$4,883,311	\$622,974	\$431,026	\$525,677	\$2,750,000	\$1,353,977	\$0	\$8,781,962	N/A	N/A
Public Health	\$13,035,638	\$50,259	\$24,777	\$751,124	\$0	\$0	\$52,886,966	\$66,723,987	\$90,000,000	74.1%
Scholar. & Student Progs.	\$21,719,196	\$321,293	\$121,180	\$2,731,363	\$1,000,000	\$530,038	\$625,371	\$26,397,224	\$40,000,000	66.0%
Social Work	\$1,690,909	\$165,797	\$33,243	\$120,322	\$0	\$0	\$4,739,485	\$6,716,513	\$10,000,000	67.2%
University Press	\$1,540,865	\$83,788	\$35,275	\$28,570	\$1,300,000	\$1,421,362	\$0	\$2,953,223	\$3,000,000	98.4%
University Support	\$24,304,006	\$1,510,063	\$738,836	\$7,192,562	\$11,750,000	\$5,264,548	\$11,082,266	\$55,838,896	N/A	N/A
UW Bothell	\$2,010,010	\$0	\$0	\$237,997	\$0	\$0	\$650,500	\$2,898,508	\$5,700,000	50.9%
UW Tacoma	\$13,862,676	\$150,000	\$150,000	\$9,590,320	\$2,925,000	\$1,657,696	\$69,700	\$26,597,696	\$30,000,000	88.7%
All UW Total	\$745,055,910	\$23,057,001	\$11,830,372	\$113,330,040	\$67,536,124	\$30,446,239	\$537,303,326	\$1,486,282,402	\$2,000,000,000	74.3%

Source: UW Office of Development

Fundraising progress toward campaign working goals by constituency area (school/college/program). Campaign total is the sum of gifts, grants, active pledges and donor values of irrevocable deferred gifts and testamentary commitments. "N/A" is not applicable. 1 - "Pledges" are those in active status only. 2 - "Grants" are private grants only. 3 - Unit campaign working goals are still being finalized.

Job Number: 67510
September 2005

Campaign Progress by Constituency - Since July 2000



CAMPAIGN FUNDING THEME PROGRESS - JULY 2000 - PRESENT

THEME	CURRENT USE	ENDOWMENT	TOTAL
Student Support	\$70,107,712	\$95,558,042	\$165,665,754
Faculty Support	\$70,122,280	\$94,767,813	\$164,890,093
Program Support for Faculty and Students	\$663,061,319	\$76,954,546	\$740,015,864
Capital	\$253,342,725	\$2,178,269	\$255,520,993
Unrestricted	\$132,169,695	\$28,020,003	\$160,189,698
Total	\$1,188,803,730	\$297,478,672	\$1,486,282,402
Goal	\$1,600,000,000	\$400,000,000	\$2,000,000,000
% to Goal	74.3%	74.4%	74.3%

Source: UW Office of Development

This report shows contribution totals by campaign theme/priority since July 1, 2000.

Job Number: 67510
 September 2005

Campaign Theme Progress



DEVELOPMENT SUMMARY - TOTAL PRIVATE VOLUNTARY SUPPORT

AREA	YEAR TO DATE DONOR VALUES		
	GIFTS	PRIVATE GRANTS	TOTAL
UW Seattle			
UW Medicine	\$4,747,020	\$12,736,176	\$17,483,197
Architecture	\$128,751	\$9,150	\$137,901
Arts and Sciences	\$3,572,074	\$2,313,143	\$5,885,217
Broadcast Services	\$1,485,853		\$1,485,853
Business School	\$1,171,345	\$25,000	\$1,196,345
Dentistry	\$89,031	\$5,000	\$94,031
Education	\$509,891	\$260,000	\$769,891
Engineering	\$2,715,129	\$5,030,852	\$7,745,981
Evans Schl. of Pub. Affairs	\$55,363	\$784,598	\$839,961
Forest Resources	\$355,427	\$105,536	\$460,963
Graduate School	\$877,514	\$71,308	\$948,822
Information School	\$65,787	\$28,736	\$94,523
Intercollegiate Athletics	\$1,618,810		\$1,618,810
Law	\$703,846	\$20,698	\$724,544
Libraries	\$483,763		\$483,763
Nursing	\$674,109	\$256,038	\$930,147
Ocean and Fisheries	\$1,442,206	\$399,129	\$1,841,335
Pharmacy	\$144,536	\$104,673	\$249,209
President's Funds	\$120,367		\$120,367
Public Health	\$465,988	\$1,781,689	\$2,247,677
Scholar. & Student Progs.	\$831,029	\$500	\$831,529
Social Work	\$158,874	\$64,963	\$223,837
UW Alumni Association	\$208,655		\$208,655
University Press	\$117,075		\$117,075
University Support	\$1,919,384	\$79,635	\$1,999,019
Washington Tech. Center			
UW Bothell	\$28,409	\$600,000	\$628,409
UW Tacoma	\$67,677		\$67,677
All UW Total	\$24,757,926	\$24,676,825	\$49,434,751

Source: UW Office of Development

Contribution totals for the major Development areas of the University are shown.

Job Number: 67510

September 2005

Development Area Summary - Total Private Voluntary Support



DEVELOPMENT SUMMARY - GIFTS AND PRIVATE GRANTS

AREA	CURRENT MONTH		YEAR TO DATE		PRIOR YEAR TO DATE		PRIOR FISCAL YEAR	
	Donors	Value	Donors	Value	Donors	Value	Donors	Value
UW Seattle								
UW Medicine	2,229	\$4,502,096	3,635	\$17,483,197	3,931	\$20,758,980	18,807	\$89,363,526
Architecture	52	\$72,588	89	\$137,901	96	\$42,354	1,125	\$900,689
Arts and Sciences	1,680	\$3,232,434	3,183	\$5,885,217	3,309	\$7,309,039	15,435	\$25,765,062
Broadcast Services	451	\$713,575	1,334	\$1,485,853	548	\$1,285,195	3,217	\$8,301,726
Business School	556	\$468,561	937	\$1,196,345	904	\$2,778,509	4,296	\$12,344,544
Dentistry	102	\$29,439	177	\$94,031	216	\$202,926	1,270	\$1,418,395
Education	130	\$497,270	231	\$769,891	478	\$1,748,116	1,475	\$7,555,540
Engineering	434	\$4,528,463	702	\$7,745,981	694	\$6,429,436	4,024	\$31,841,841
Evans Schl. of Pub. Affairs	56	\$191,050	129	\$839,961	89	\$5,431,536	721	\$9,948,313
Forest Resources	106	\$34,876	178	\$460,963	153	\$468,281	1,023	\$2,002,612
Graduate School	54	\$629,308	77	\$948,822	46	\$867,814	535	\$4,065,408
Information School	125	\$22,482	166	\$94,523	132	\$66,441	569	\$400,100
Intercollegiate Athletics	393	\$175,688	1,889	\$1,618,810	1,269	\$1,554,011	23,274	\$15,865,980
Law	86	\$416,857	210	\$724,544	157	\$354,567	1,728	\$1,831,593
Libraries	193	\$362,703	319	\$483,763	276	\$120,127	4,105	\$1,030,319
Nursing	178	\$189,705	254	\$930,147	243	\$669,244	1,627	\$2,439,883
Ocean and Fisheries	71	\$501,366	106	\$1,841,335	60	\$1,910,787	679	\$9,870,610
Pharmacy	100	\$130,129	169	\$249,209	136	\$862,783	1,031	\$3,133,622
President's Funds	156	\$19,807	362	\$120,367	260	\$108,108	2,237	\$693,593
Public Health	75	\$574,589	154	\$2,247,677	142	\$1,707,195	639	\$10,248,558
Scholar. & Student Progs.	382	\$199,356	692	\$831,529	939	\$640,587	3,358	\$5,087,417
Social Work	59	\$156,276	116	\$223,837	72	\$576,018	788	\$1,456,040
UW Alumni Association	967	\$45,165	4,225	\$208,655	4,378	\$208,214	20,482	\$1,034,131
University Press	44	\$21,435	182	\$117,075	100	\$62,535	357	\$465,799
University Support	132	\$1,557,170	343	\$1,999,019	363	\$2,191,750	2,202	\$9,634,062
Washington Tech. Center								
UW Bothell	58	\$19,496	81	\$628,409	63	\$7,683	520	\$286,256
UW Tacoma	58	\$16,526	153	\$67,677	87	\$47,237	650	\$3,786,663
All UW Unique Total	8,289	\$19,308,421	18,570	\$49,434,751	17,729	\$58,409,486	95,227	\$260,772,296


Source: UW Office of Development

The number of donors and contribution totals for the major Development areas of the University are shown. Dollar values are based on donor values.

Job Number: 67510

September 2005

Development Area Summary - Gifts and Private Grants



DEVELOPMENT SUMMARY - GIFTS

AREA	CURRENT MONTH		YEAR TO DATE		PRIOR YEAR TO DATE		PRIOR FISCAL YEAR	
	Donors	Value	Donors	Value	Donors	Value	Donors	Value
UW Seattle								
UW Medicine	2,172	\$1,349,603	3,500	\$4,747,020	3,799	\$8,855,043	18,519	\$38,381,050
Architecture	51	\$65,938	87	\$128,751	95	\$39,854	1,123	\$518,323
Arts and Sciences	1,668	\$1,975,257	3,159	\$3,572,074	3,278	\$5,178,856	15,367	\$18,075,018
Broadcast Services	451	\$713,575	1,334	\$1,485,853	548	\$1,285,195	3,217	\$8,301,726
Business School	555	\$443,561	936	\$1,171,345	903	\$2,753,109	4,295	\$12,293,744
Dentistry	102	\$29,439	176	\$89,031	214	\$122,721	1,265	\$1,207,976
Education	129	\$237,270	230	\$509,891	474	\$698,157	1,468	\$1,809,231
Engineering	425	\$1,082,013	684	\$2,715,129	679	\$4,524,516	3,953	\$20,659,919
Evans Schl. of Pub. Affairs	54	\$10,025	121	\$55,363	79	\$127,510	699	\$544,233
Forest Resources	106	\$34,876	175	\$355,427	150	\$396,724	1,015	\$1,434,077
Graduate School	54	\$629,308	76	\$877,514	42	\$119,519	529	\$1,760,644
Information School	125	\$22,482	165	\$65,787	131	\$39,666	568	\$327,830
Intercollegiate Athletics	393	\$175,688	1,889	\$1,618,810	1,269	\$1,554,011	23,274	\$15,865,980
Law	85	\$396,159	209	\$703,846	156	\$344,567	1,725	\$1,686,596
Libraries	193	\$362,703	319	\$483,763	276	\$120,127	4,105	\$1,030,319
Nursing	176	\$186,788	246	\$674,109	235	\$324,031	1,616	\$1,569,608
Ocean and Fisheries	68	\$342,970	97	\$1,442,206	52	\$1,371,364	654	\$2,060,947
Pharmacy	98	\$25,456	167	\$144,536	134	\$772,181	1,024	\$2,155,260
President's Funds	156	\$19,807	362	\$120,367	260	\$108,108	2,237	\$693,593
Public Health	70	\$46,094	139	\$465,988	130	\$323,224	596	\$951,832
Scholar. & Student Progs.	381	\$198,856	691	\$831,029	939	\$640,587	3,357	\$4,964,114
Social Work	58	\$128,789	114	\$158,874	67	\$259,253	775	\$578,123
UW Alumni Association	967	\$45,165	4,225	\$208,655	4,378	\$208,214	20,482	\$1,034,131
University Press	44	\$21,435	182	\$117,075	100	\$62,535	357	\$465,799
University Support	132	\$1,557,170	341	\$1,919,384	363	\$2,191,750	2,199	\$9,529,319
Washington Tech. Center								
UW Bothell	58	\$19,496	80	\$28,409	63	\$7,683	520	\$286,256
UW Tacoma	58	\$16,526	153	\$67,677	87	\$47,237	649	\$3,784,263
All UW Unique Total	8,199	\$10,136,460	18,373	\$24,757,926	17,520	\$32,475,755	94,742	\$151,969,925


Source: UW Office of Development

The number of donors and contribution totals (gifts only) for the major Development areas of the University are shown. Dollar values are based on donor values.

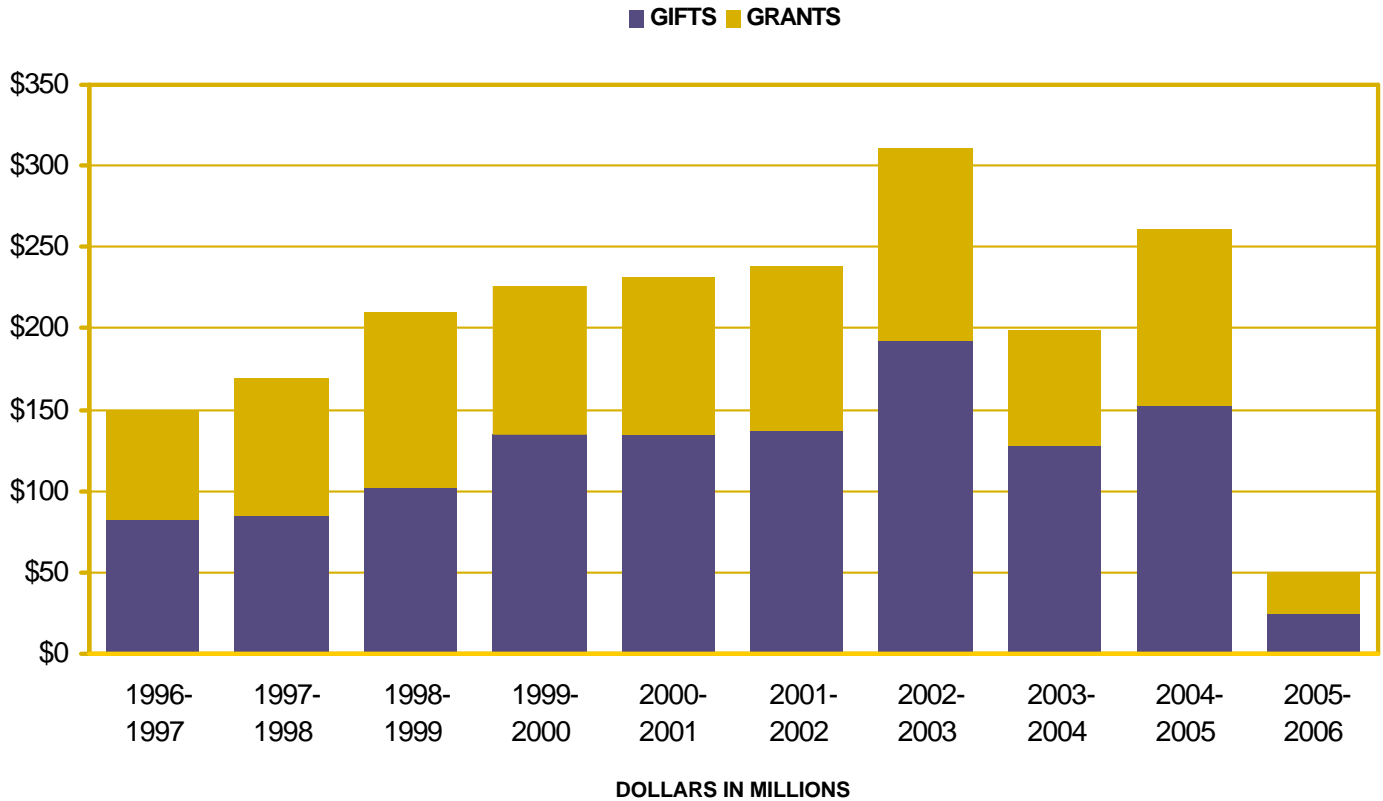
Job Number: 67510

September 2005

Development Area Summary - Gifts



COMPLETE FISCAL YEAR COMPARISON OF TOTAL CONTRIBUTIONS RECEIVED




FISCAL YEAR	GIFTS	GRANTS	TOTAL CONTRIBUTIONS
2005- 2006	\$24,757,926	\$24,676,825	\$49,434,751
2004- 2005	\$151,969,925	\$108,802,371	\$260,772,296
2003- 2004	\$128,174,367	\$71,603,323	\$199,777,690
2002- 2003	\$192,573,183	\$118,677,722	\$311,250,905
2001- 2002	\$137,959,340	\$100,820,547	\$238,779,887
2000- 2001	\$134,805,190	\$97,112,979	\$231,918,169
1999- 2000	\$134,037,997	\$91,536,165	\$225,574,162
1998- 1999	\$102,925,077	\$107,619,586	\$210,544,663
1997- 1998	\$84,718,016	\$85,276,615	\$169,994,631
1996- 1997	\$81,892,963	\$67,425,874	\$149,318,837

Source: UW Office of Development

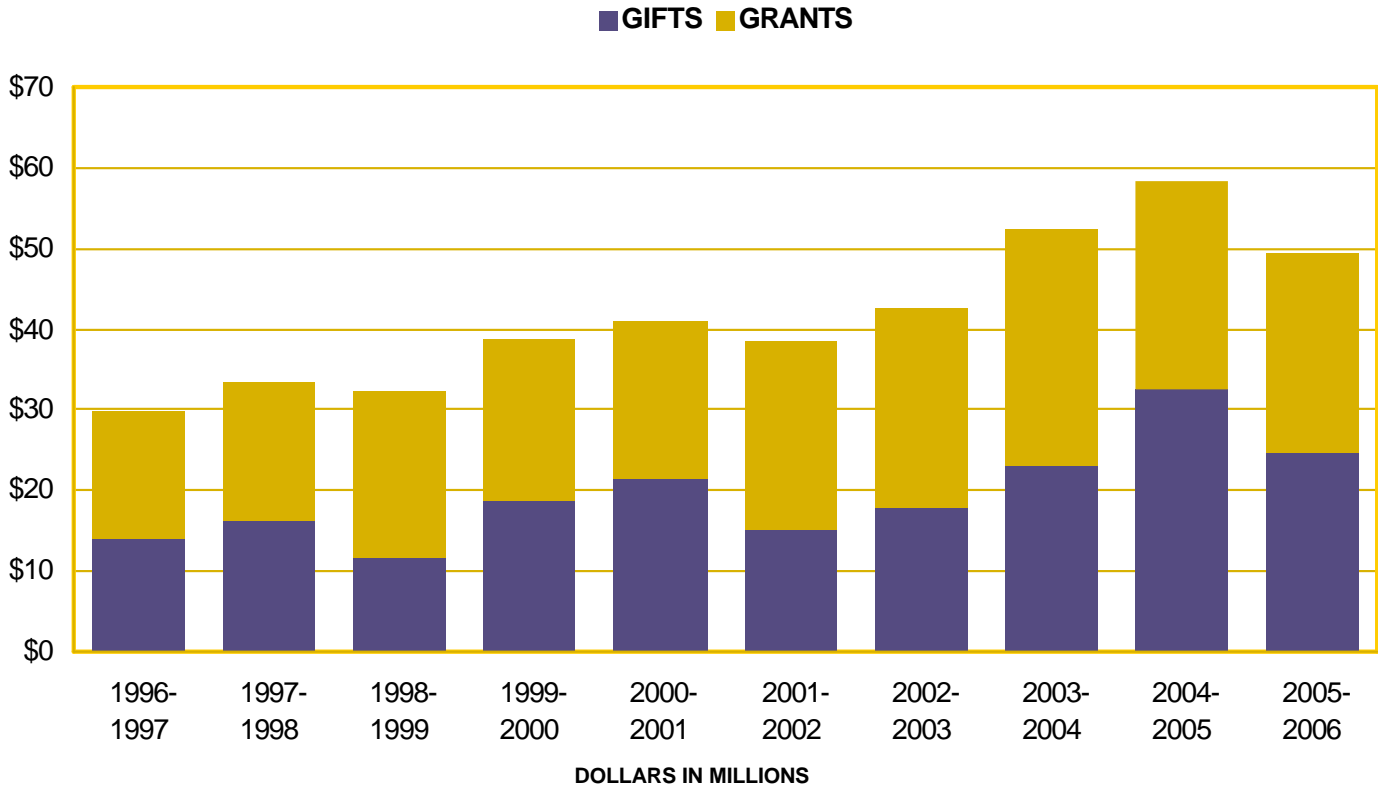
This graph compares the current fiscal year's contribution totals to each of the previous nine fiscal year's contribution totals.

Job Number: 67510
 September 2005

Fiscal Year Totals Graph




YEAR TO DATE CONTRIBUTION TOTALS



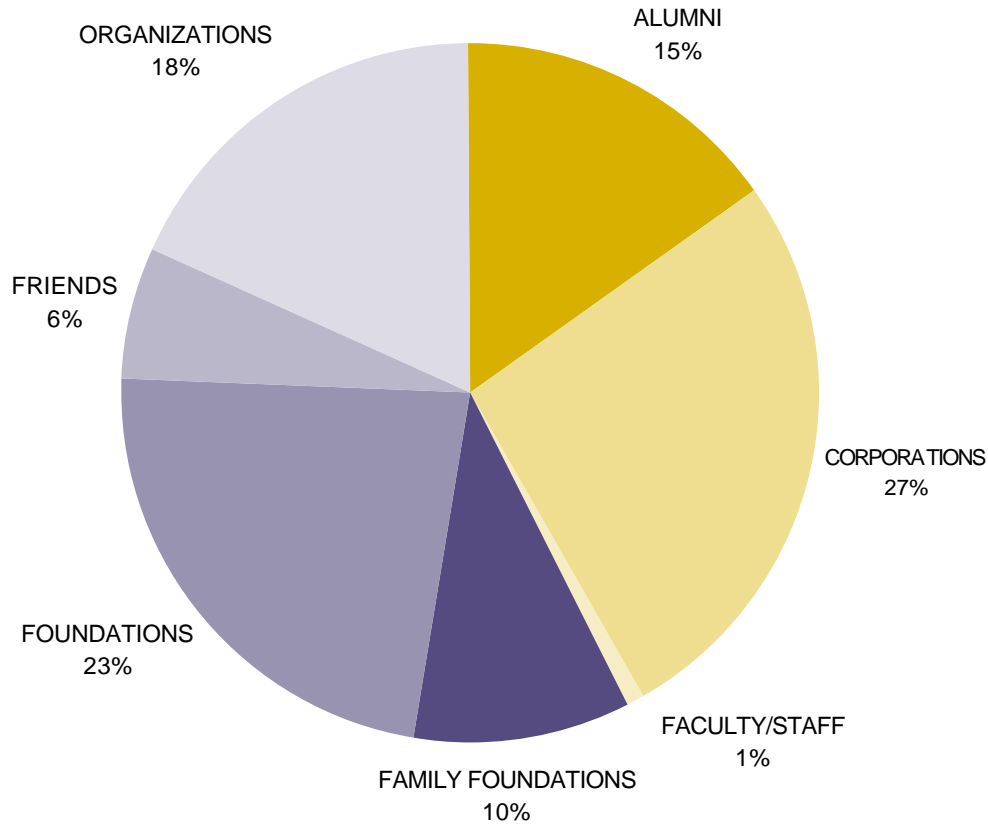
FISCAL YEAR	GIFTS	GRANTS	TOTAL CONTRIBUTIONS
2005- 2006	\$24,757,926	\$24,676,825	\$49,434,751
2004- 2005	\$32,475,755	\$25,933,731	\$58,409,486
2003- 2004	\$23,128,776	\$29,149,098	\$52,277,874
2002- 2003	\$17,877,664	\$24,671,474	\$42,549,138
2001- 2002	\$15,196,328	\$23,250,028	\$38,446,357
2000- 2001	\$21,349,307	\$19,740,955	\$41,090,262
1999- 2000	\$18,660,932	\$20,029,863	\$38,690,795
1998- 1999	\$11,577,918	\$20,580,416	\$32,158,334
1997- 1998	\$16,329,804	\$17,014,187	\$33,343,991
1996- 1997	\$14,037,903	\$15,856,279	\$29,894,182

Source: UW Office of Development

This graph compares the current fiscal year's contribution totals to each of the previous nine fiscal year's contribution totals.



DEVELOPMENT ACTIVITY BY DONOR TYPE IN CURRENT FISCAL YEAR




DONOR TYPE	YEAR TO DATE		PRIOR YEAR TO DATE		PRIOR FISCAL YEAR	
	Donors	Value	Donors	Value	Donors	Value
Alumni	10,208	\$7,508,818	9,788	\$9,871,592	49,405	\$45,066,817
Corporations	755	\$13,041,679	787	\$12,007,388	3,775	\$61,273,024
Faculty/Staff	1,556	\$429,741	1,554	\$590,113	3,656	\$4,572,200
Family Foundations	54	\$4,967,019	49	\$8,849,265	176	\$20,706,692
Foundations	173	\$11,385,562	135	\$12,542,420	398	\$60,401,770
Friends	5,733	\$2,986,083	5,264	\$3,773,637	37,430	\$28,361,472
Organizations	140	\$9,115,849	157	\$10,775,072	553	\$40,390,320

Source: UW Office of Development

This graph shows the sources of contributions for the current year to date. Dollar values are based on donor value.

Job Number: 67510
 September 2005

Development Activity by Donor Type in Current Fiscal Year Chart



ALUMNI PARTICIPATION BY CONSTITUENCY

AREA	CURRENT FISCAL YEAR TO DATE			PREVIOUS FISCAL YEAR TO DATE			
	Solicitible	Donors	Partic. Rate	Solicitible	Donors	Partic. Rate	Final %
UW Seattle							
UW Medicine	16,049	601	3.7%	15,842	580	3.7%	21.5%
Architecture	7,393	197	2.7%	7,192	199	2.8%	18.5%
Arts and Sciences	126,129	4,522	3.6%	121,216	4,425	3.7%	16.7%
Business School	34,923	1,737	5.0%	34,015	1,588	4.7%	22.4%
Dentistry	4,388	225	5.1%	4,301	218	5.1%	29.0%
Education	18,434	758	4.1%	18,677	655	3.5%	20.0%
Engineering	30,120	934	3.1%	29,399	923	3.1%	17.0%
Evans Schl. Of Pub. Affairs	1,964	108	5.5%	1,872	81	4.3%	24.4%
Forest Resources	4,446	136	3.1%	4,382	125	2.9%	17.7%
Interdisc. Grad. Programs	1,296	56	4.3%	1,161	49	4.2%	20.3%
Interschool Programs	286	12	4.2%	241	10	4.1%	17.4%
Information School	3,976	259	6.5%	3,786	210	5.5%	22.7%
Law	7,320	309	4.2%	7,070	243	3.4%	24.8%
School Of Nursing	8,181	396	4.8%	7,976	405	5.1%	24.5%
Ocean & Fisheries	3,642	101	2.8%	3,560	89	2.5%	18.7%
Pharmacy	3,255	166	5.1%	3,147	143	4.5%	30.4%
Public Health	3,766	150	4.0%	3,139	152	4.8%	22.7%
Social Work	5,804	218	3.8%	5,707	173	3.0%	17.4%
Undergrad. Interdisc. Programs	119	2	1.7%	67	3	4.5%	17.9%
UW Bothell	4,324	133	3.1%	3,580	118	3.3%	13.7%
UW Tacoma	4,892	128	2.6%	4,016	102	2.5%	13.2%
Unspecified	11,097	495	4.5%	11,614	509	4.4%	24.0%
All UW Total	276,793	10,208	3.7%	267,179	9,788	3.7%	18.5%

Source: UW Office of Development

Job Number: 67510
September 2005

Alumni Participation

