

VII. STANDING COMMITTEES

B. Finance and Audit Committee

Grant and Contract Awards – February and March, 2005

RECOMMENDED ACTION:

It is the recommendation of the administration and the Finance and Audit Committee that the Board of Regents accept the Grant and Contract Awards, February and March, 2005 as presented on the attached list.

Attachment: Grant and Contract Awards, February and March, 2005 Summary Report of Grant and Contract Awards, February and March, 2005 of \$1,000,000 or More.

Grant and Contract Awards Summary

to

The Board of Regents

of the

University of Washington

for

March 2005

Office of Research

Office of Sponsored Programs

Table of Contents

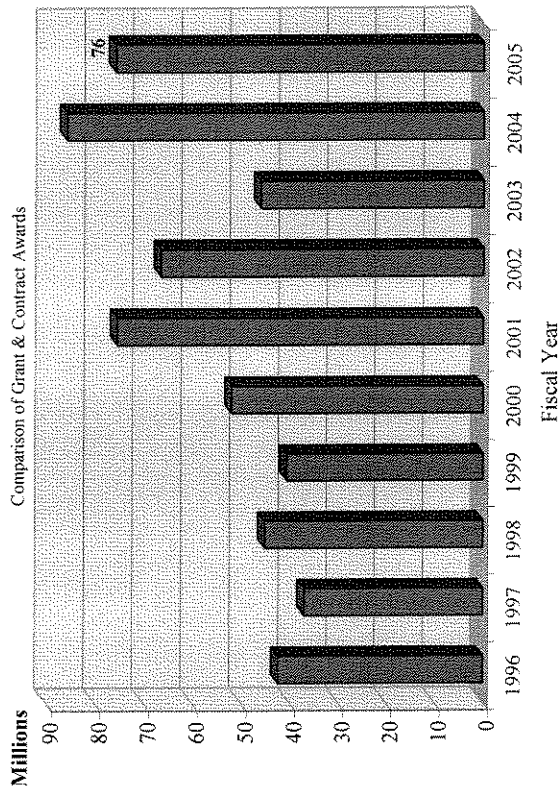
	Page
Award Highlights	2
Graphic Summary of Award Activity	3
Summary of Grant and Contract Awards	4
Comparison of Grant and Contract Awards by Agency	5
Comparison of Grant and Contract Awards by School/College	6
Listing of Awards for College of Arts and Sciences by Department	7
Summary of Grant Awards - Excluding Private Awards	8
Summary of Private Grant Awards	9
Summary of Contract Awards	10

MARCH HIGHLIGHTS

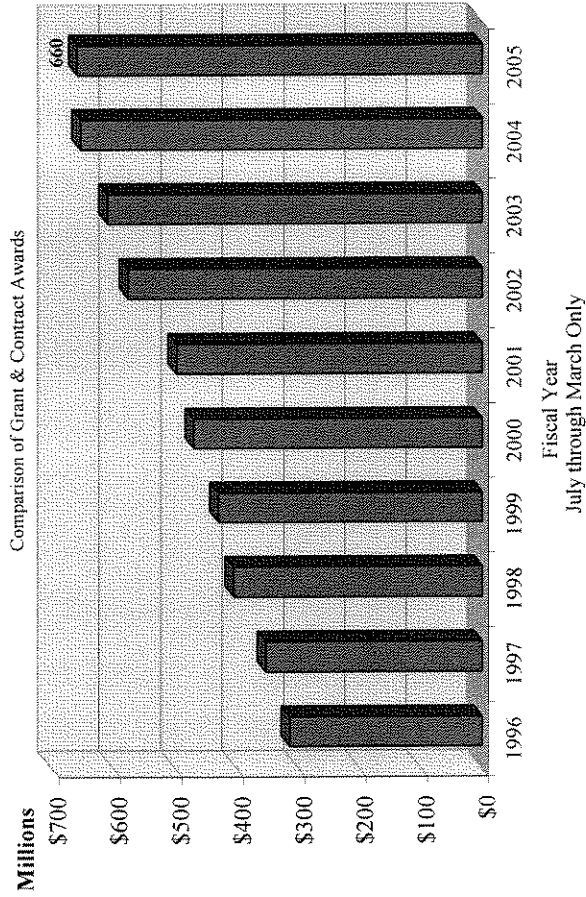
The Gordon and Betty Moore Foundation awarded a grant in the amount of \$2,365,017 for a project under the direction of Professor Ray W. Hilborn of the School Of Aquatic And Fishery Sciences entitled "Research On The Basis Of Productivity In Salmon Ecosystems For Use In Improving Fisheries Management." The investigators of this program intend to provide two outcomes of the research: (1) improve the scientific understanding of the functioning of SW Alaska salmon ecosystems that builds on long-term datasets and links to complementary studies in pristine systems (2) develop and help implement techniques for improved salmon fisheries management. The goal is to increase the sustainability and economic value of the fishery.

The Concern Foundation awarded a grant in the amount of \$250,000 for the first year of a two year \$500,000 project under the direction of Associate Professor Teresa A. Brentnall of the Department of Medicine entitled "Development Of A Blood Test For The Early Detection Of Pancreatic Cancer." The investigator intends to identify the proteins that cause pancreatic cancer and develop blood tests for its early detection. By understanding how the cancer-causing proteins work, it may also be possible to develop interventions to prevent or delay the development of pancreatic cancer by such means as cancer vaccines, chemotherapy tailored to the protein function and immunotherapy.

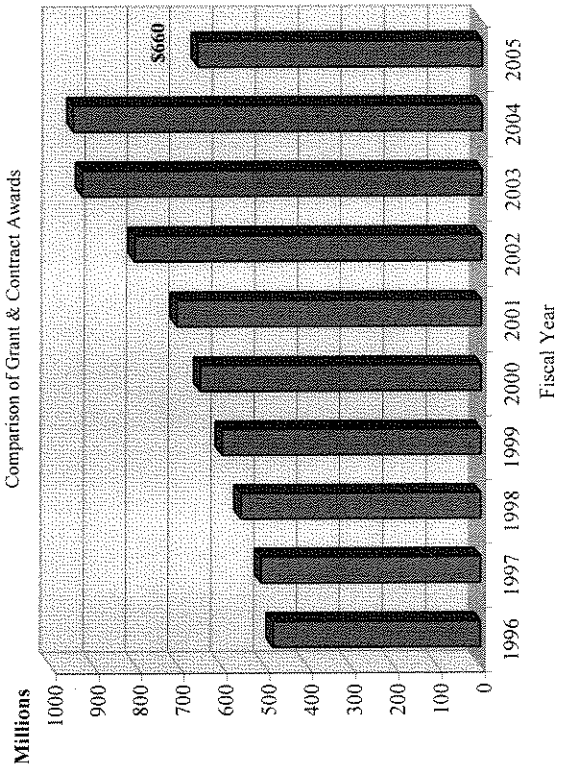
MARCH ONLY



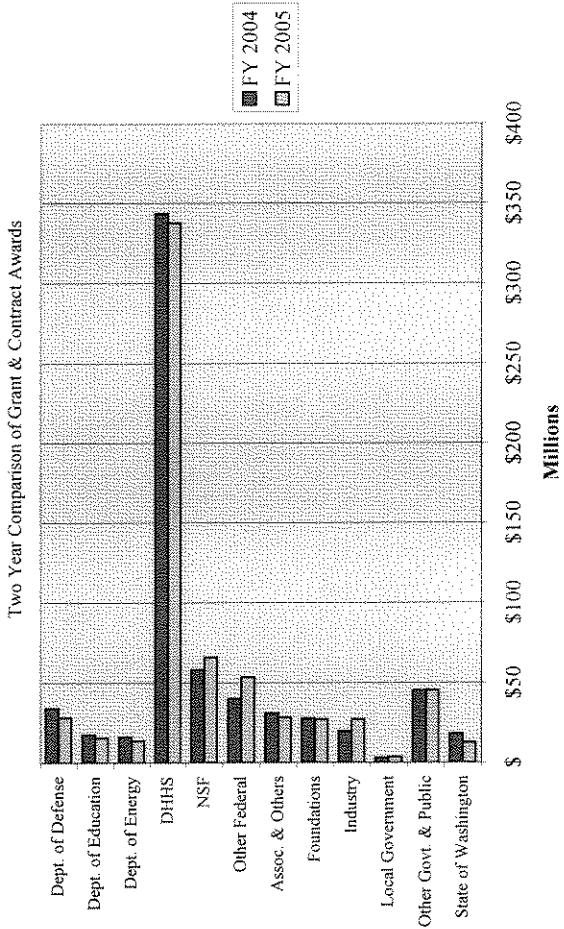
YEAR-TO-DATE



COMPLETE FISCAL YEAR



JULY THROUGH MARCH



Summary of Grant and Contract Awards
Fiscal Year 2004-2005

Month	RESEARCH		TRAINING		Total Grants and Contracts
	Federal	Non-Federal	Federal	Non-Federal	
July	\$59,948,697	\$15,490,944	\$6,142,165	\$2,586,862	\$84,168,668
August	\$82,841,472	\$16,029,595	\$8,528,029	\$2,376,175	\$109,775,271
September	\$97,039,843	\$14,184,402	\$13,804,079	\$4,691,741	\$129,720,065
October	\$47,512,914	\$15,994,709	\$10,144,334	\$5,762,687	\$79,414,644
November	\$11,718,550	\$12,792,667	\$7,763,675	\$1,809,803	\$34,084,695
December	\$22,620,816	\$11,009,686	\$11,259,228	\$936,242	\$45,825,972
January	\$27,733,231	\$10,607,078	\$4,901,594	\$1,637,010	\$44,878,913
February	\$41,430,820	\$11,310,474	\$1,776,769	\$1,550,461	\$56,068,524
March	\$52,832,824	\$13,845,841	\$6,890,359	\$2,415,270	\$75,984,294
April					
May					
June					
Current Year to Date	\$443,679,167	\$121,265,396	\$71,210,232	\$23,766,251	\$659,921,046
Previous Year to Date	\$456,143,027	\$120,273,155	\$53,526,308	\$25,187,572	\$655,130,062
Over (Under) Previous Year	(\$12,463,860)	\$992,241	\$17,683,924	(\$1,421,321)	\$4,790,984

Assuming acceptance of all awards by the Board of Regents

Comparison of Grant and Contract Awards by Agency
Fiscal Years 2003-2004 and 2004-2005

Agency	July-Mar FY04	July-Mar FY05
Department of Defense	\$34,122,356	\$28,362,829
Department of Education	\$17,523,627	\$15,493,924
Department of Energy	\$16,131,341	\$13,838,321
Dept. of Health and Human Services	\$343,489,605	\$337,754,009
National Science Foundation	\$58,211,237	\$65,909,976
Other Federal	\$40,191,169	\$53,530,340
Subtotal for Federal:	\$509,669,335	\$514,889,399
Associations /Others	\$31,244,069	\$28,604,741
Foundations	\$27,845,832	\$27,411,297
Industry	\$19,850,116	\$27,214,861
Local Government	\$2,940,821	\$3,552,599
Other Government and Public Agencies	\$45,402,619	\$45,561,813
State of Washington	\$18,177,270	\$12,686,336
Subtotal for Non-Federal:	\$145,460,727	\$145,031,647
Grand Total :	\$655,130,062	\$659,921,046
Amount of Increase (Decrease):		\$4,790,984
Percent of Increase (Decrease):		0.7%

Assuming acceptance of all awards by the Board of Regents

Comparison of Grant and Contract Awards by School/College
Fiscal Years 2003-2004 and 2004-2005

School/College	July-Mar FY04	July-Mar FY05
Upper Campus		
Achitecture and Urban Planning	\$1,984,064	\$614,263
Arts and Science	\$73,819,233	\$54,319,893
Business Administration	\$0	\$396,250
Education	\$7,984,272	\$11,778,514
Engineering	\$60,188,202	\$56,579,262
Evans School of Public Affairs	\$12,832,578	\$8,661,167
Forest Resources	\$4,695,865	\$4,901,633
Graduate School	\$910,018	\$3,999,842
Information School	\$1,307,195	\$1,222,479
Law	\$0	\$2,191,778
Ocean and Fishery Sciences	\$52,587,545	\$55,958,644
Office of Research	\$8,905,577	\$16,234,796
Social Work	\$15,118,969	\$12,959,582
Undergraduate Education	\$118,897	\$141,228
Subtotal :	\$240,452,415	\$229,959,331
Health Sciences		
Dentistry	\$11,654,595	\$8,170,118
Medicine	\$318,410,161	\$307,126,278
Nursing	\$12,933,827	\$10,558,010
Pharmacy	\$11,566,174	\$8,877,444
Public Health and Community Medicine	\$38,307,153	\$61,605,305
Subtotal :	\$392,871,910	\$396,337,155
Special Programs		
Health Sciences Special Programs	\$12,390,852	\$20,709,325
Other Special Programs	\$8,817,007	\$10,889,808
Subtotal :	\$21,207,859	\$31,599,133
Branch Campuses		
Branch Campuses (Bothell)	\$434,978	\$1,705,773
Branch Campuses (Tacoma)	\$162,900	\$319,654
Subtotal :	\$597,878	\$2,025,427
Grand Total :	\$655,130,062	\$659,921,046

Assuming acceptance of all awards by the Board of Regents

List of Awards for Arts and Sciences

Department	July-Mar FY04	July-Mar FY05
Center for Humanities	\$10,000	\$0
Center for Statistics and the Social Sciences	\$752,009	\$876,482
Center for Studies in Demography and Ecology	\$1,348,066	\$761,729
College of Arts and Sciences	\$0	\$1,150,692
Department of Anthropology	\$590,308	\$322,418
Department of Applied Mathematics	\$941,396	\$456,546
Department of Asian Languages and Literature	\$0	\$10,000
Department of Astronomy	\$1,618,771	\$1,564,525
Department of Atmospheric Sciences	\$7,644,890	\$4,440,989
Department of Biology	\$10,621,500	\$4,012,061
Department of Chemistry	\$17,380,710	\$13,357,566
Department of Classics	\$44,656	\$0
Department of Communication	\$626,494	\$889,500
Department of Earth and Space Sciences	\$5,338,539	\$5,782,351
Department of Economics	\$0	\$18,052
Department of English	\$3,000	\$0
Department of Geography	\$1,274,023	\$311,978
Department of Germanics	\$44,000	\$36,000
Department of History	\$123,805	\$120,000
Department of Mathematics	\$941,994	\$3,576,906
Department of Near Eastern Languages & Civilization	\$314,550	\$2,000
Department of Physics	\$7,370,524	\$7,922,114
Department of Political Science	\$288,570	\$183,310
Department of Psychology	\$5,965,150	\$4,698,401
Department of Scandinavian Languages and Literature	\$27,273	\$27,273
Department of Sociology	\$361,006	\$0
Department of Speech and Hearing Sciences	\$1,244,736	\$646,189
Department of Statistics	\$1,313,595	\$959,509
Henry M. Jackson School of International Studies	\$4,907,640	\$1,343,758
Institute for Nuclear Theory	\$2,326,700	\$195,000
Public Performing Arts	\$36,356	\$73,390
School of Music	\$0	\$11,180
Sociology	\$0	\$22,718
Thomas Burke Memorial Washington State Museum	\$358,972	\$544,301
Undergraduate Studies	\$0	\$2,955
	\$73,819,233	\$54,319,893

Assuming acceptance of all awards by the Board of Regents

Summary of Grant Awards

Fiscal Year 2004-2005

(Excluding Private Awards from Foundations, Industry, Associations and Other)

Month	RESEARCH		TRAINING		Total Grants
	Federal	Non-Federal	Federal	Non-Federal	
July	\$55,974,193	\$6,566,850	\$5,628,040	\$419,247	\$68,588,330
August	\$81,537,111	\$3,607,384	\$8,409,062	\$286,194	\$93,839,751
September	\$91,915,174	\$4,443,388	\$13,472,578	\$2,050,573	\$111,881,713
October	\$38,700,760	\$3,127,126	\$10,006,094	\$587,266	\$52,421,246
November	\$10,112,191	\$5,475,868	\$7,364,454	\$195,093	\$23,147,606
December	\$19,875,113	\$3,182,322	\$11,174,372	\$73,083	\$34,304,890
January	\$26,584,659	\$2,100,436	\$4,807,682	\$239,176	\$33,731,953
February	\$36,529,612	\$2,205,423	\$1,624,455	\$154,265	\$40,513,755
March	\$47,985,036	\$3,279,607	\$6,575,843	\$151,305	\$57,991,791
April					
May					
June					
Year to Date	\$409,213,849	\$33,988,404	\$69,062,580	\$4,156,202	\$516,421,035

Assuming acceptance of all awards by the Board of Regents

Summary of Grant Awards

Fiscal Year 2004-2005

(Private Awards from Foundations, Industry, Associations and Other)

Month	RESEARCH	TRAINING	Total Grants
July	\$4,689,311	\$1,326,279	\$6,015,590
August	\$6,122,163	\$1,311,941	\$7,434,104
September	\$4,654,889	\$1,752,306	\$6,407,195
October	\$9,071,080	\$602,381	\$9,673,461
November	\$4,857,082	\$1,482,411	\$6,339,493
December	\$4,783,350	\$670,728	\$5,454,078
January	\$5,950,843	\$826,739	\$6,777,582
February	\$5,409,443	\$402,095	\$5,811,538
March	\$7,274,343	\$1,773,104	\$9,047,447
April			
May			
June			
Year to Date	\$52,812,504	\$10,147,984	\$62,960,488

Assuming acceptance of all awards by the Board of Regents

Summary of Contract Awards

Fiscal Year 2004-2005

Month	RESEARCH		TRAINING		Total Contracts
	Federal	Non-Federal	Federal	Non-Federal	
July	\$3,974,504	\$4,234,783	\$514,125	\$841,336	\$9,564,748
August	\$1,304,361	\$6,300,048	\$118,967	\$778,040	\$8,501,416
September	\$5,124,669	\$5,086,125	\$331,501	\$888,862	\$11,431,157
October	\$8,812,154	\$3,796,503	\$138,240	\$4,573,040	\$17,319,937
November	\$1,606,359	\$2,459,717	\$399,221	\$132,299	\$4,597,596
December	\$2,745,703	\$3,044,014	\$84,856	\$192,431	\$6,067,004
January	\$1,148,572	\$2,555,799	\$93,912	\$571,095	\$4,369,378
February	\$4,901,208	\$3,695,608	\$152,314	\$994,101	\$9,743,231
March	\$4,847,788	\$3,291,891	\$314,516	\$490,861	\$8,945,056
April					
May					
June					
Year to Date	\$34,465,318	\$34,464,488	\$2,147,652	\$9,462,065	\$80,539,523

Assuming acceptance of all awards by the Board of Regents

**Report of Grant and Contract Awards
Of \$1,000,000 or More**

March 2005

**Requiring Action of
The Board of Regents**

**of the
University of Washington**

**Office of Research
Office of Sponsored Programs**

Table of Contents

	Page
Detail of Grant Awards – Excluding Private Grants	2
Detail of Private Awards	3
Detail of Contract Awards	4

Detail of Grant Awards (Excluding Private Awards) for
March 2005

FEDERAL

DEPARTMENT OF ENERGY

U.S. Department of Energy

To: DEREK STORM, RESEARCH PROFESSOR \$3,693,000
DEPARTMENT OF PHYSICS
For: EXPERIMENTAL NUCLEAR PHYSICS

Eff: 12/1/2004

Department of Energy Subtotal:

\$3,693,000

DEPT. OF HEALTH AND HUMAN SERVICES

National Institutes of Health

To: ANN C. COLLIER, PROFESSOR \$1,589,759
DEPARTMENT OF MEDICINE
For: ADULT AIDS CLINICAL TRIALS UNIT

Eff: 1/1/2004

To: STANLEY C. FROEHNER, PROFESSOR/CHAIR \$1,356,391
DEPARTMENT OF PHYSIOLOGY AND BIOPHYSICS
For: MOLECULAR AND CELLULAR THERAPIES FOR MUSCULAR DYSTROPHY

Eff: 4/1/2005

To: RAYMOND J. MONNAT, PROFESSOR \$1,349,548
DEPARTMENT OF PATHOLOGY
For: GENETIC INSTABILITY IN WERNER SYNDROME

Eff: 3/1/2005

To: ROBERT W. COOMBS, PROFESSOR \$1,286,153
DEPARTMENT OF LABORATORY MEDICINE
For: HIV-1 SHEDDING FROM THE FEMALE GENITAL TRACT

Eff: 4/1/2005

Dept. of Health and Human Services Subtotal:

\$5,581,851

Total for Federal:

\$9,274,851

Detail of Private Grant Awards for
March 2005

PRIVATE

FOUNDATIONS

Gordon and Betty Moore Foundation

To: RAY W. HILBORN, PROFESSOR \$2,365,017
SCHOOL OF AQUATIC AND FISHERY SCIENCES
For: RESEARCH ON THE BASIS OF PRODUCTIVITY IN SALMON ECOSYSTEMS FOR USE IN IMPROVING
FISHERIES MANAGEMENT
Eff: 3/1/2005

Foundations Subtotal:

\$2,365,017

INDUSTRY

Carnegie Corporation of New York

To: SUSAN E. JEFFORDS, DEAN \$1,123,300
GRADUATE SCHOOL
For: SUSTAINING TEACHER EDUCATION PROGRAM (STEP)
Eff: 9/1/2003

Industry Subtotal:

\$1,123,300

Total for Private:

\$3,488,317

Detail of Contract Awards for
March 2005

FEDERAL

DEPARTMENT OF DEFENSE

U.S. Department of the Navy

To: JAN A. NEWTON, AFFILIATE ASSISTANT PROFESSOR \$1,353,000
APPLIED PHYSICS LABORATORY
For: HOOD CANAL LOW DISSOLVED OXYGEN PROGRAM-INTEGRATED ASSESSMENT AND MODELING
(HCDOP-IAM) STUDY
Eff: 2/18/2005

Department of Defense Subtotal:

\$1,353,000

Total for Federal:

\$1,353,000

Total Awards \$1,000,000 or Greater:

\$14,116,168

Grant and Contract Awards Summary

to

The Board of Regents

of the

University of Washington

for

February 2005

Office of Research

Office of Sponsored Programs

Table of Contents

	Page
Award Highlights	2
Graphic Summary of Award Activity	3
Summary of Grant and Contract Awards	4
Comparison of Grant and Contract Awards by Agency	5
Comparison of Grant and Contract Awards by School/College	6
Listing of Awards for College of Arts and Sciences by Department	7
Summary of Grant Awards - Excluding Private Awards	8
Summary of Private Grant Awards	9
Summary of Contract Awards	10

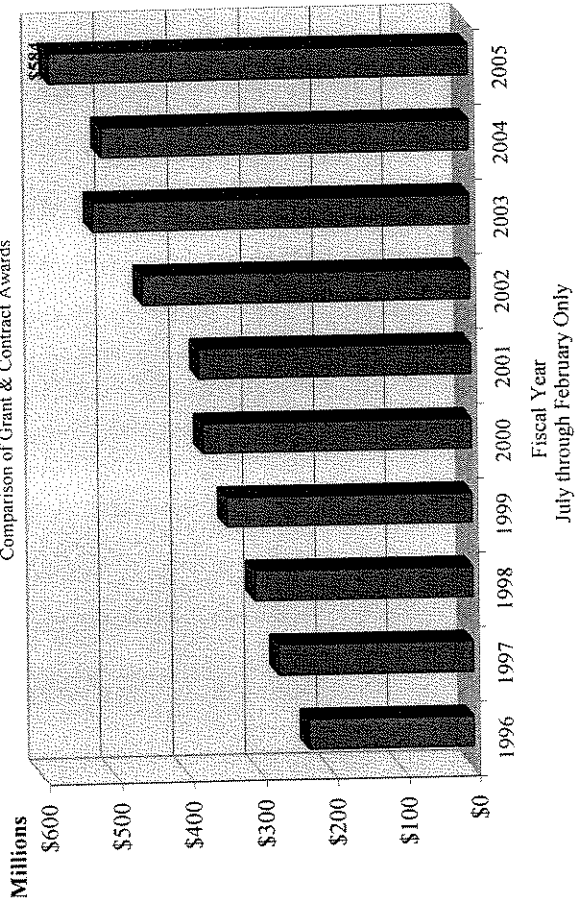
FEBRUARY HIGHLIGHTS

The United States Center For Disease Control awarded a contract in the amount of \$1,475,691 for a project under the direction of Associate Professor Mark H. Wener of the Department of Laboratory Medicine entitled "NHANES Laboratory Studies 2005-2009." The purpose of this program is to conduct laboratory measurements on biologic specimens for C-reactive protein, prostate specific antigen and parathyroid hormone from the National Health and Nutrition Examination Survey (NHANES) 2005-2008 participants. The purpose of the NHANES programs is to produce descriptive statistics that can be used to measure and monitor the health and nutritional status of the civilian, noninstitutional population of the United States. The UW scientists will furnish the necessary personnel, materials, services and facilities to perform the laboratory analyses related to the NHANES materials.

The Washington State Department of Social and Health Services awarded a grant in the amount of \$650,000 for a project under the direction of Dr. Joel H. Berg, Chair, of the Department of Pediatric Dentistry entitled "MAA ABCD MATCH." The Department of Pediatric Dentistry will provide support for the Access to Baby and Child Dentistry (ABCD) program in the form of certified training for providers and staff, evaluation of training, promotion of the ABCD program, production of ABCD materials and administration of the ABCD program. Also, the Department, through the Early Childhood Oral Health program, will train and certify all graduating dentists as ABCD providers.

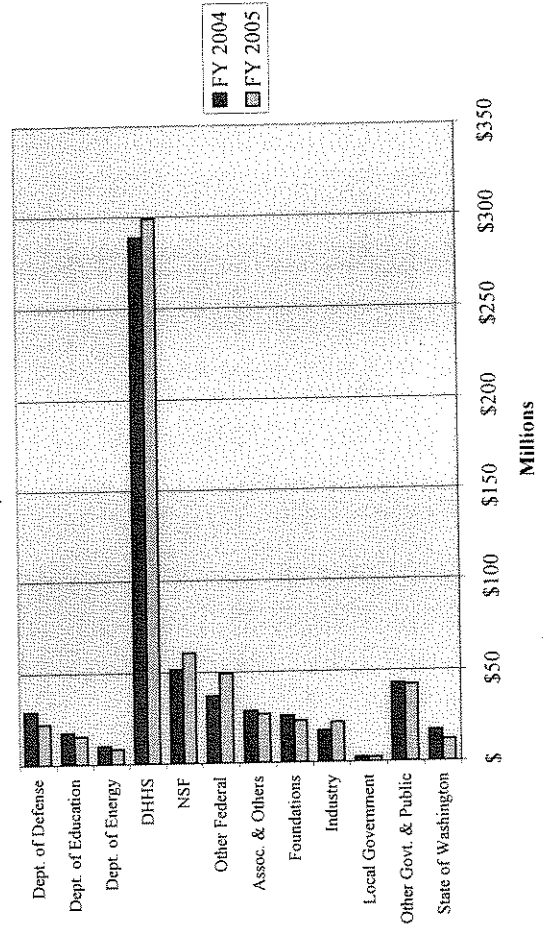
YEAR-TO-DATE

Comparison of Grant & Contract Awards



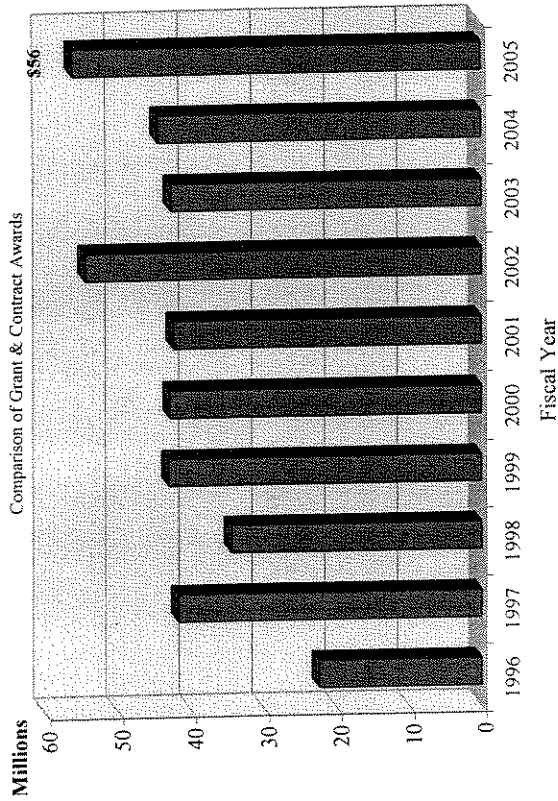
JULY THROUGH FEBRUARY

Two Year Comparison of Grant & Contract Awards



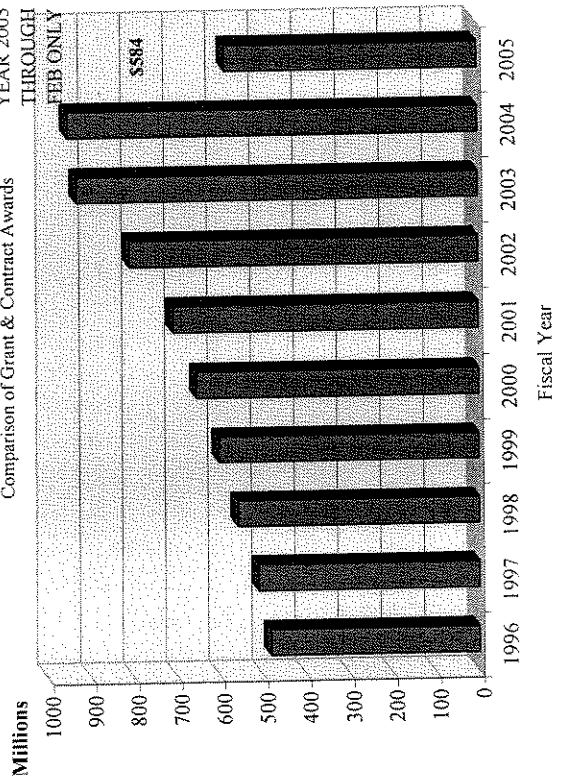
FEBRUARY ONLY

Comparison of Grant & Contract Awards



COMPLETE FISCAL YEAR

Comparison of Grant & Contract Awards



Summary of Grant and Contract Awards
Fiscal Year 2004-2005

Month	RESEARCH		TRAINING		Total
	Federal	Non-Federal	Federal	Non-Federal	Grants and Contracts
July	\$59,948,697	\$15,490,944	\$6,142,165	\$2,586,862	\$84,168,668
August	\$82,841,472	\$16,029,595	\$8,528,029	\$2,376,175	\$109,775,271
September	\$97,039,843	\$14,184,402	\$13,804,079	\$4,691,741	\$129,720,065
October	\$47,512,914	\$15,994,709	\$10,144,334	\$5,762,687	\$79,414,644
November	\$11,718,550	\$12,792,667	\$7,763,675	\$1,809,803	\$34,084,695
December	\$22,620,816	\$11,009,686	\$11,259,228	\$936,242	\$45,825,972
January	\$27,733,231	\$10,607,078	\$4,901,594	\$1,637,010	\$44,878,913
February	\$41,430,820	\$11,310,474	\$1,776,769	\$1,550,461	\$56,068,524
March					
April					
May					
June					
Current Year to Date	\$390,846,343	\$107,419,555	\$64,319,873	\$21,350,981	\$583,936,752
Previous Year to Date	\$386,266,925	\$111,035,927	\$48,154,095	\$23,674,088	\$569,131,035
Over (Under) Previous Year	\$4,579,418	(\$3,616,372)	\$16,165,778	(\$2,323,107)	\$14,805,717

Assuming acceptance of all awards by the Board of Regents

Comparison of Grant and Contract Awards by Agency
Fiscal Years 2003-2004 and 2004-2005

Agency	July-Feb FY04	July-Feb FY05
Department of Defense	\$29,137,416	\$22,364,218
Department of Education	\$17,523,627	\$15,493,924
Department of Energy	\$10,120,938	\$8,278,859
Dept. of Health and Human Services	\$288,990,623	\$299,275,123
National Science Foundation	\$51,725,361	\$60,613,828
Other Federal	\$36,923,055	\$49,140,264
Subtotal for Federal:	\$434,421,020	\$455,166,216
Associations /Others	\$28,652,732	\$26,987,903
Foundations	\$25,929,120	\$23,057,244
Industry	\$17,265,942	\$21,981,607
Local Government	\$2,695,263	\$2,392,955
Other Government and Public Agencies	\$43,064,392	\$42,233,963
State of Washington	\$17,102,566	\$12,116,864
Subtotal for Non-Federal:	\$134,710,015	\$128,770,536
Grand Total :	\$569,131,035	\$583,936,752
Amount of Increase (Decrease):		\$14,805,717
Percent of Increase (Decrease):		2.6%

Assuming acceptance of all awards by the Board of Regents

Comparison of Grant and Contract Awards by School/College
Fiscal Years 2003-2004 and 2004-2005

School/College	July-Feb FY04	July-Feb FY05
Upper Campus		
Achitecture and Urban Planning	\$1,984,064	\$581,763
Arts and Science	\$63,866,981	\$45,246,524
Business Administration	\$0	\$396,250
Education	\$7,308,668	\$11,279,328
Engineering	\$50,619,725	\$48,935,349
Evans School of Public Affairs	\$12,661,159	\$8,491,167
Forest Resources	\$4,593,334	\$3,982,685
Graduate School	\$910,018	\$2,876,542
Information School	\$1,214,546	\$1,103,769
Law	\$0	\$2,101,778
Ocean and Fishery Sciences	\$45,868,266	\$47,177,283
Office of Research	\$7,751,125	\$15,908,384
Social Work	\$14,036,902	\$12,262,624
Undergraduate Education	\$118,897	\$141,228
Subtotal :	\$210,933,685	\$200,484,674
Health Sciences		
Dentistry	\$11,218,976	\$7,629,678
Medicine	\$271,951,492	\$268,437,966
Nursing	\$11,302,683	\$9,412,910
Pharmacy	\$7,661,115	\$7,597,223
Public Health and Community Medicine	\$34,978,471	\$58,603,940
Subtotal :	\$337,112,737	\$351,681,717
Special Programs		
Health Sciences Special Programs	\$11,760,128	\$19,975,345
Other Special Programs	\$8,797,007	\$9,961,025
Subtotal :	\$20,557,135	\$29,936,370
Branch Campuses		
Branch Campuses (Bothell)	\$434,978	\$1,635,665
Branch Campuses (Tacoma)	\$92,500	\$198,326
Subtotal :	\$527,478	\$1,833,991
Grand Total :	\$569,131,035	\$583,936,752

Assuming acceptance of all awards by the Board of Regents

List of Awards for Arts and Sciences

Department	July-Feb FY04	July-Feb FY05
Center for Humanities	\$10,000	\$0
Center for Statistics and the Social Sciences	\$752,009	\$876,482
Center for Studies in Demography and Ecology	\$1,146,081	\$511,705
College of Arts and Sciences	\$0	\$1,150,692
Department of Anthropology	\$559,908	\$321,418
Department of Applied Mathematics	\$918,860	\$456,546
Department of Asian Languages and Literature	\$0	\$10,000
Department of Astronomy	\$1,576,556	\$1,456,695
Department of Atmospheric Sciences	\$6,791,665	\$3,259,880
Department of Biology	\$9,678,582	\$3,590,757
Department of Chemistry	\$15,068,885	\$12,448,052
Department of Classics	\$44,656	\$0
Department of Communication	\$626,494	\$889,500
Department of Earth and Space Sciences	\$4,672,462	\$4,684,217
Department of English	\$3,000	\$0
Department of Geography	\$1,274,023	\$311,978
Department of Germanics	\$36,000	\$36,000
Department of History	\$123,805	\$80,000
Department of Mathematics	\$833,498	\$3,290,198
Department of Near Eastern Languages & Civilization	\$314,550	\$2,000
Department of Physics	\$5,764,341	\$4,039,288
Department of Political Science	\$288,570	\$0
Department of Psychology	\$5,327,485	\$4,168,802
Department of Scandinavian Languages and Literature	\$27,273	\$27,273
Department of Sociology	\$170,705	\$0
Department of Speech and Hearing Sciences	\$1,236,061	\$614,464
Department of Statistics	\$1,141,844	\$854,107
Henry M. Jackson School of International Studies	\$4,907,640	\$1,318,758
Institute for Nuclear Theory	\$176,700	\$195,000
Public Performing Arts	\$36,356	\$73,390
School of Music	\$0	\$11,180
Sociology	\$0	\$22,718
Thomas Burke Memorial Washington State Museum	\$358,972	\$542,469
Undergraduate Studies	\$0	\$2,955
	<hr/>	<hr/>
	\$63,866,981	\$45,246,524

Assuming acceptance of all awards by the Board of Regents

Summary of Grant Awards

Fiscal Year 2004-2005

(Excluding Private Awards from Foundations, Industry, Associations and Other)

Month	RESEARCH		TRAINING		Total Grants
	Federal	Non-Federal	Federal	Non-Federal	
July	\$55,974,193	\$6,566,850	\$5,628,040	\$419,247	\$68,588,330
August	\$81,537,111	\$3,607,384	\$8,409,062	\$286,194	\$93,839,751
September	\$91,915,174	\$4,443,388	\$13,472,578	\$2,050,573	\$111,881,713
October	\$38,700,760	\$3,127,126	\$10,006,094	\$587,266	\$52,421,246
November	\$10,112,191	\$5,475,868	\$7,364,454	\$195,093	\$23,147,606
December	\$19,875,113	\$3,182,322	\$11,174,372	\$73,083	\$34,304,890
January	\$26,584,659	\$2,100,436	\$4,807,682	\$239,176	\$33,731,953
February	\$36,529,612	\$2,205,423	\$1,624,455	\$154,265	\$40,513,755
March					
April					
May					
June					
Year to Date	\$361,228,813	\$30,708,797	\$62,486,737	\$4,004,897	\$458,429,244

Assuming acceptance of all awards by the Board of Regents

Summary of Grant Awards

Fiscal Year 2004-2005

(Private Awards from Foundations, Industry, Associations and Other)

Month	RESEARCH	TRAINING	Total Grants
July	\$4,689,311	\$1,326,279	\$6,015,590
August	\$6,122,163	\$1,311,941	\$7,434,104
September	\$4,654,889	\$1,752,306	\$6,407,195
October	\$9,071,080	\$602,381	\$9,673,461
November	\$4,857,082	\$1,482,411	\$6,339,493
December	\$4,783,350	\$670,728	\$5,454,078
January	\$5,950,843	\$826,739	\$6,777,582
February	\$5,409,443	\$402,095	\$5,811,538
March			
April			
May			
June			
Year to Date	\$45,538,161	\$8,374,880	\$53,913,041

Assuming acceptance of all awards by the Board of Regents

Summary of Contract Awards

Fiscal Year 2004-2005

Month	RESEARCH		TRAINING		Total Contracts
	Federal	Non-Federal	Federal	Non-Federal	
July	\$3,974,504	\$4,234,783	\$514,125	\$841,336	\$9,564,748
August	\$1,304,361	\$6,300,048	\$118,967	\$778,040	\$8,501,416
September	\$5,124,669	\$5,086,125	\$331,501	\$888,862	\$11,431,157
October	\$8,812,154	\$3,796,503	\$138,240	\$4,573,040	\$17,319,937
November	\$1,606,359	\$2,459,717	\$399,221	\$132,299	\$4,597,596
December	\$2,745,703	\$3,044,014	\$84,856	\$192,431	\$6,067,004
January	\$1,148,572	\$2,555,799	\$93,912	\$571,095	\$4,369,378
February	\$4,901,208	\$3,695,608	\$152,314	\$994,101	\$9,743,231
March					
April					
May					
June					
Year to Date	\$29,617,530	\$31,172,597	\$1,833,136	\$8,971,204	\$71,594,467

Assuming acceptance of all awards by the Board of Regents

**Report of Grant and Contract Awards
Of \$1,000,000 or More**

February 2005

**Requiring Action of
The Board of Regents**

**of the
University of Washington**

**Office of Research
Office of Sponsored Programs**

Table of Contents

	Page
Detail of Grant Awards - Excluding Private Grants	2
Detail of Private Grants	3
Detail of Contracts	4

Detail of Grant Awards (Excluding Private Awards) for
February 2005

FEDERAL

DEPARTMENT OF ENERGY

U.S. Department of Energy

To: ALAN L. HOFFMAN, PROFESSOR \$1,654,000
AEROSPACE AND ENERGETICS RESEARCH PROGRAM
For: ROTATING MAGNETIC FIELD GENERATION AND SUSTAINMENT OF FRCS

Eff: 1/7/2003

Department of Energy Subtotal:

\$1,654,000

DEPT. OF HEALTH AND HUMAN SERVICES

National Institutes of Health

To: SAMUEL I. MILLER, PROFESSOR \$9,904,985
DEPARTMENT OF MEDICINE
For: THE WWAMI RCE FOR BIODEFENSE AND EMERGING INFECTIOUS DISEASES

Eff: 3/1/2005

Dept. of Health and Human Services Subtotal:

\$9,904,985

Total for Federal:

\$11,558,985

Detail of Private Grant Awards for
February 2005

PRIVATE

FOUNDATIONS

Robert Wood Johnson Foundation

To:	CHARLES T. ROYER, SENIOR LECTURER	\$1,375,054
	EVANS SCHOOL OF PUBLIC AFFAIRS	
For:	URBAN HEALTH: YEAR 10	
Eff:	2/1/2005	

Foundations Subtotal:

\$1,375,054

Total for Private:

\$1,375,054

Detail of Contract Awards for
February 2005

FEDERAL

DEPT. OF HEALTH AND HUMAN SERVICES

Centers for Disease Control

To: MARK H. WENER, ASSOCIATE PROFESSOR \$1,475,691
DEPARTMENT OF LABORATORY MEDICINE
For: NHANES LABORATORY STUDIES 2005-2009-REVISED

Eff: 1/18/2005

Dept. of Health and Human Services Subtotal:

\$1,475,691

Total for Federal:

\$1,475,691

Total Awards \$1,000,000 or Greater:

\$14,409,730