

VII. STANDING COMMITTEES

B. Finance, Audit and Facilities Committee

**UW**

---

**Report of Contributions**

University of Washington  
University of Washington Foundation

February and March, 2005

---

NOTES AS OF MARCH 31, 2005

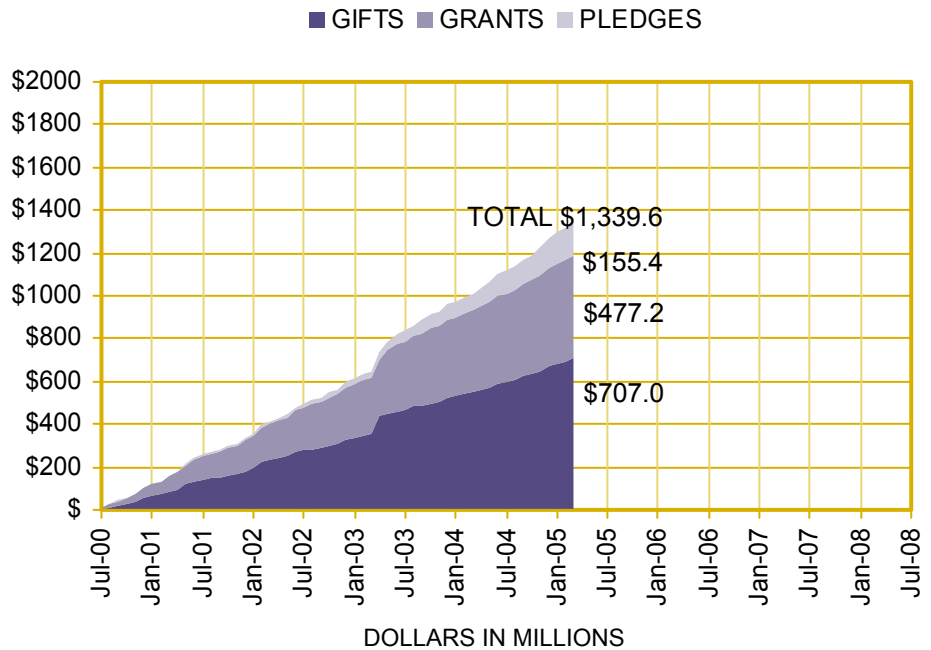
**DATA POINTS**

\$1,339,599,467 has been raised toward our campaign goal of \$2 billion.

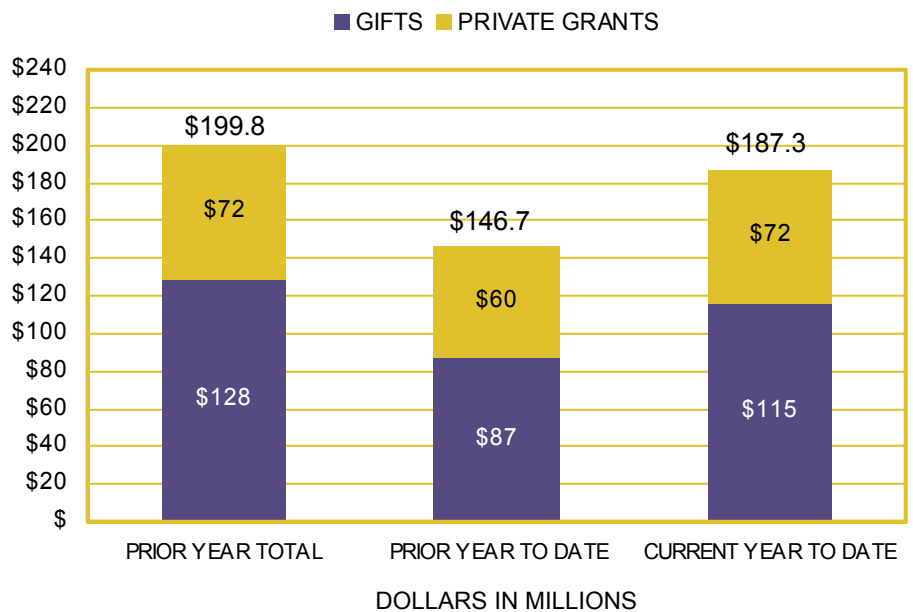
The UW received \$18.4 million in total private voluntary support (\$11.2 million in gifts and \$7.2 million in grants) in March.

Areas including Arts & Sciences, UW Bothell, Business, Dentistry, Education, Engineering, Evans School of Public Affairs, Graduate School, Information School, Intercollegiate Athletics, Libraries, UW Medicine, Ocean and Fisheries, Pharmacy, Public Health, Scholarships and Student Programs and Social Work are ahead of last year's year-to-date totals.

**FUNDRAISING PROGRESS SINCE JULY 1, 2000**



**CURRENT GIFT AND PRIVATE GRANT TOTALS**



## MARCH 2005 GIFTS AND IMPACT

Selected gifts representing private support for one of the University of Washington's key fundraising priorities -- student, faculty, program and facility support.

### **Nancy K. Ketcham — \$200,777 to the College of Arts and Sciences**

- Mrs. Ketcham's gift is the second payment on a \$1 million pledge to the Nancy K. Ketcham Endowed Chair In English. Her pledge will receive \$500,000 in matching funds from the UW Matching Initiative.
- Mrs. Ketcham ('74) is a lifelong learner who has continued to take courses from the University throughout the years. In 2002, she established the Nancy Ketcham professorship in English. Her recent pledge increased the professorship to a chair.
- The Nancy K. Ketcham Chair can be used flexibly, supporting the needs of more than one faculty member. So far, her generosity has allowed the department to recruit Dr. Laura Chrisman – an outstanding scholar currently at York University – who will begin at the UW as the first Nancy K. Ketcham Professor in fall 2005.

### **Kotkins Charitable Trust — \$10,000 to the College of Education**

- Jackie ('74) and Henry (Skip) Kotkins are dedicated supporters of the College of Education's Experimental Education Unit (EEU).
- Since 1970, the EEU has helped educate children with neurological injuries and developmental delays such as Down syndrome, autism, language and motor delays, and other special needs. Most EEU services and programs are provided at no cost to families of all backgrounds.
- Mr. and Mrs. Kotkins are part of The Friends of the Experimental Education Unit, a board of parents and volunteers that has raised \$1.4 million over four years in support of EEU students, researchers and teachers. This accomplishment is thanks largely to the phenomenal success of the EEU's annual fundraising auctions.
- Whole Foods Market donated all of the food for the 2004 auction and the upcoming May 21, 2005 auction. The estimated value of this annual donation is more than \$30,000.00.

### **University Book Store — \$103,069 to Scholarships and Student Programs**

- The University Book Store has been supporting student scholarships at UW since 1979. The store became a University Laureate in 2004, with over \$700,00 of their giving going directly to scholarships. The Book Store is also a valued campaign communications underwriting partner, contributing greatly to the communications surrounding the public launch of Campaign UW: Creating Futures on October 15, 2004.
- This gift represents the second payment on a \$500,000 pledge for undergraduate and graduate scholarship support, awarded based on financial need. The gift will receive a \$250,000 match from the UW Matching Initiative.
- The University Book Store first opened for business on January 10, 1900 in a cloak room next to the University President's office in Denny Hall. The store moved to "the Ave." in 1924, and was officially incorporated as a trust in 1946, with UW students, faculty and staff listed as the trust's beneficiaries.





# REPORT OF CONTRIBUTIONS

March 2005

---

---

## **CAMPAIGN UW: CREATING FUTURES**

Report prepared by: Office of Development and Alumni Relations  
Advancement Services, Information Management

4/11/2005 09:36 AM

## TABLE OF CONTENTS


|  |    |
|--|----|
| Campaign Progress to Date*                                 | 1  |
| Campaign Progress by Giving Level*                         | 2  |
| Campaign Progress Pyramid*                                 | 3  |
| Campaign Progress by Constituency*                         | 4  |
| Campaign Theme Progress*                                   | 5  |
| Development Area Summary - Total Private Voluntary Support | 6  |
| Development Area Summary - Gifts and Private Grants        | 7  |
| Development Area Summary - Gifts                           | 8  |
| Complete Fiscal Year Comparison                            | 9  |
| Year to Date Contribution Totals                           | 10 |
| Development Activity by Donor Type                         | 11 |
| Alumni Participation by Constituency                       | 12 |

\*All Campaign totals represented are from July 1, 2000 through the end of the preceeding calendar month. Please note that grant revenue totals in Campaign Reports may contain clinical trials. Fundraising totals from all affiliated non-profit organizations are also included in UW Campaign totals.

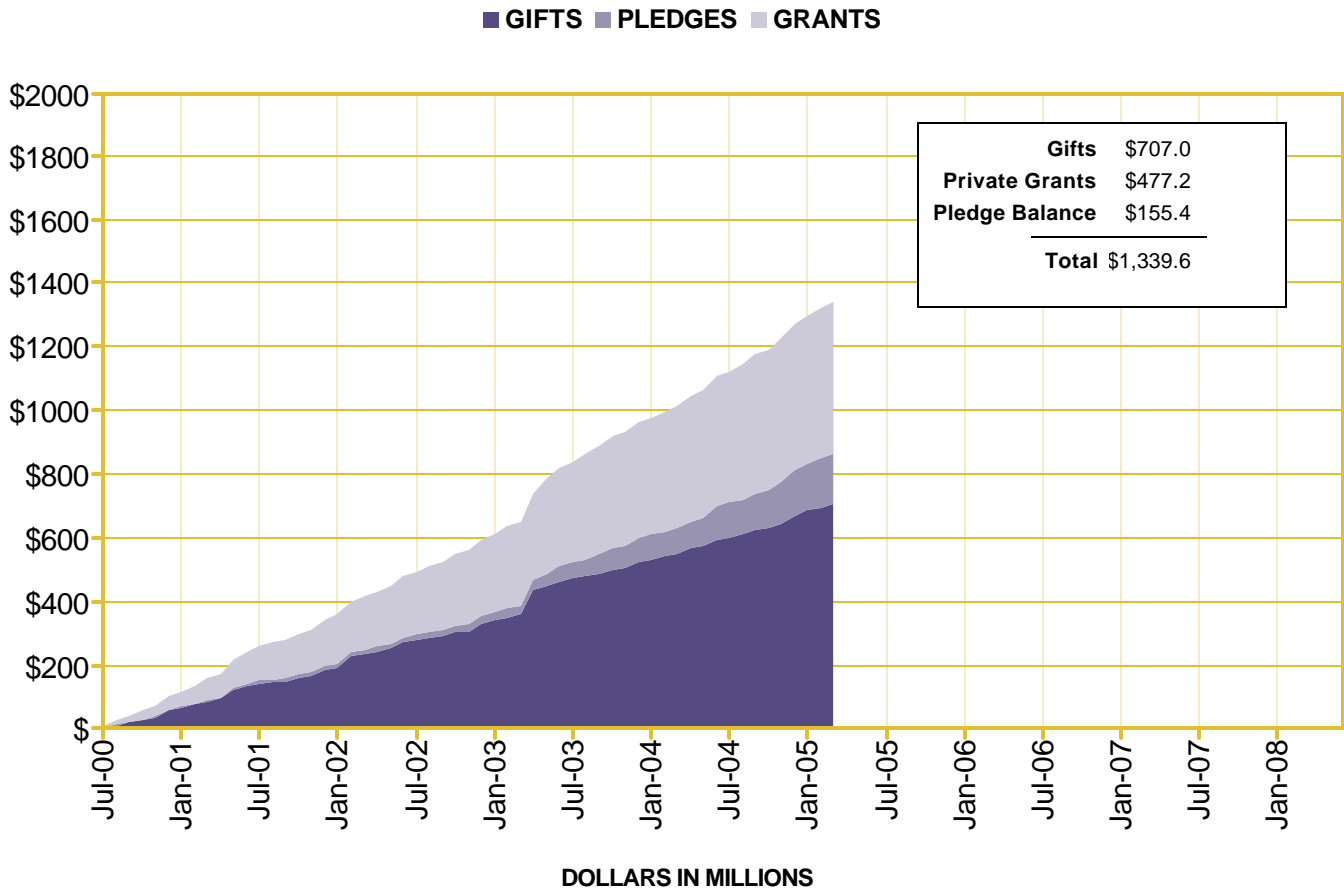
Annual reporting is July 1, 2003 through the end of the preceeding calendar month.

Job Number: 65024  
March 2005

Table of Contents



## CAMPAIGN PROGRESS SINCE JULY 1, 2000




Source: UW Office of Development

Summarizes Total Private Voluntary Support since July 1, 2000. Testamentary Commitments included in Pledge Balance total. All dollar totals in millions.

Job Number: 65024  
 March 2005

Fundraising Progress Since July 1, 2000




## CAMPAIGN PROGRESS BY GIVING LEVEL

| <b>DOLLARS RAISED</b>      |                      |                      |                      |                      |                     |                     |                      |
|----------------------------|----------------------|----------------------|----------------------|----------------------|---------------------|---------------------|----------------------|
| <b>Gifts and Pledges</b>   |                      |                      |                      |                      |                     |                     |                      |
| Giving Level *             | Alumni               | Non Alumni           | Family Fndns.        | Corporations         | Foundations         | Other Orgs.         | Total                |
| \$100M+                    | \$0                  | \$32,720             | \$87,084,812         | \$0                  | \$0                 | \$0                 | \$87,117,532         |
| \$50M - \$99,999,999       | \$0                  | \$0                  | \$0                  | \$0                  | \$0                 | \$0                 | \$0                  |
| \$10M - \$49,999,999       | \$28,653,385         | \$46,486,160         | \$20,512,500         | \$20,101,784         | \$29,916,374        | \$0                 | \$145,670,203        |
| \$5M - \$9,999,999         | \$15,092,484         | \$5,005,500          | \$0                  | \$22,197,413         | \$12,541,754        | \$21,821,002        | \$76,658,153         |
| \$1M - \$4,999,999         | \$64,013,753         | \$47,407,631         | \$20,142,685         | \$50,737,993         | \$34,076,257        | \$4,713,659         | \$221,091,978        |
| \$100,000 - \$999,999      | \$61,426,729         | \$50,430,912         | \$17,059,655         | \$29,634,746         | \$16,811,310        | \$9,283,432         | \$184,646,784        |
| \$25,000 - \$99,999        | \$18,166,339         | \$14,012,241         | \$2,157,534          | \$12,694,535         | \$3,097,194         | \$2,831,358         | \$52,959,202         |
| \$10,000 - \$24,999        | \$11,690,711         | \$8,498,942          | \$809,033            | \$6,017,145          | \$873,812           | \$1,119,794         | \$29,009,438         |
| \$5,000 - \$9,999          | \$8,837,462          | \$6,652,538          | \$265,393            | \$3,608,994          | \$370,493           | \$496,727           | \$20,231,607         |
| \$2,000 - \$4,999          | \$8,181,221          | \$6,374,598          | \$70,838             | \$2,638,297          | \$217,364           | \$299,600           | \$17,781,918         |
| \$1,000 - \$1,999          | \$3,793,443          | \$3,157,930          | \$22,060             | \$1,145,179          | \$70,809            | \$142,556           | \$8,331,977          |
| \$500 - \$999              | \$3,610,537          | \$2,471,477          | \$6,006              | \$574,393            | \$24,680            | \$70,489            | \$6,757,582          |
| \$250 - \$499              | \$2,878,118          | \$2,165,561          | \$1,850              | \$252,259            | \$7,782             | \$39,657            | \$5,345,228          |
| \$100 - \$249              | \$2,471,241          | \$1,714,124          | \$1,210              | \$236,077            | \$7,545             | \$24,559            | \$4,454,755          |
| \$1 - \$99                 | \$1,307,467          | \$970,987            | \$154                | \$60,491             | \$908               | \$8,707             | \$2,348,715          |
| <b>Gift / Pledge Total</b> | <b>\$230,122,890</b> | <b>\$195,381,320</b> | <b>\$148,133,730</b> | <b>\$149,899,307</b> | <b>\$98,016,283</b> | <b>\$40,851,541</b> | <b>\$862,405,071</b> |
| <b>Private Grant Total</b> |                      |                      |                      |                      |                     |                     | <b>\$477,194,396</b> |
| <b>DONOR COUNTS</b>        |                      |                      |                      |                      |                     |                     |                      |
| Giving Level               | Alumni               | Non Alumni           | Family Fndns.        | Corporations         | Foundations         | Other Orgs.         | Total                |
| \$100M+                    | 0                    | 2                    | 1                    | 0                    | 0                   | 0                   | 3                    |
| \$50M - \$99,999,999       | 0                    | 0                    | 0                    | 0                    | 0                   | 0                   | 0                    |
| \$10M - \$49,999,999       | 8                    | 6                    | 2                    | 2                    | 4                   | 0                   | 22                   |
| \$5M - \$9,999,999         | 4                    | 4                    | 0                    | 7                    | 4                   | 8                   | 27                   |
| \$1M - \$4,999,999         | 68                   | 71                   | 12                   | 44                   | 38                  | 29                  | 262                  |
| \$100,000 - \$999,999      | 357                  | 386                  | 63                   | 349                  | 156                 | 152                 | 1,463                |
| \$25,000 - \$99,999        | 727                  | 661                  | 57                   | 520                  | 127                 | 164                 | 2,256                |
| \$10,000 - \$24,999        | 1,407                | 1,261                | 58                   | 573                  | 83                  | 129                 | 3,511                |
| \$5,000 - \$9,999          | 2,304                | 2,001                | 46                   | 673                  | 77                  | 96                  | 5,197                |
| \$2,000 - \$4,999          | 4,422                | 4,018                | 25                   | 1,041                | 84                  | 129                 | 9,719                |
| \$1,000 - \$1,999          | 4,446                | 4,503                | 20                   | 1,053                | 60                  | 132                 | 10,214               |
| \$500 - \$999              | 7,736                | 6,499                | 12                   | 1,056                | 40                  | 122                 | 15,465               |
| \$250 - \$499              | 11,045               | 9,741                | 6                    | 894                  | 24                  | 129                 | 21,839               |
| \$100 - \$249              | 20,510               | 16,917               | 9                    | 1,847                | 55                  | 192                 | 39,530               |
| \$1 - \$99                 | 33,763               | 32,457               | 4                    | 1,547                | 18                  | 250                 | 68,039               |
| <b>Total</b>               | <b>86,797</b>        | <b>78,527</b>        | <b>315</b>           | <b>9,606</b>         | <b>770</b>          | <b>1,532</b>        | <b>177,547</b>       |

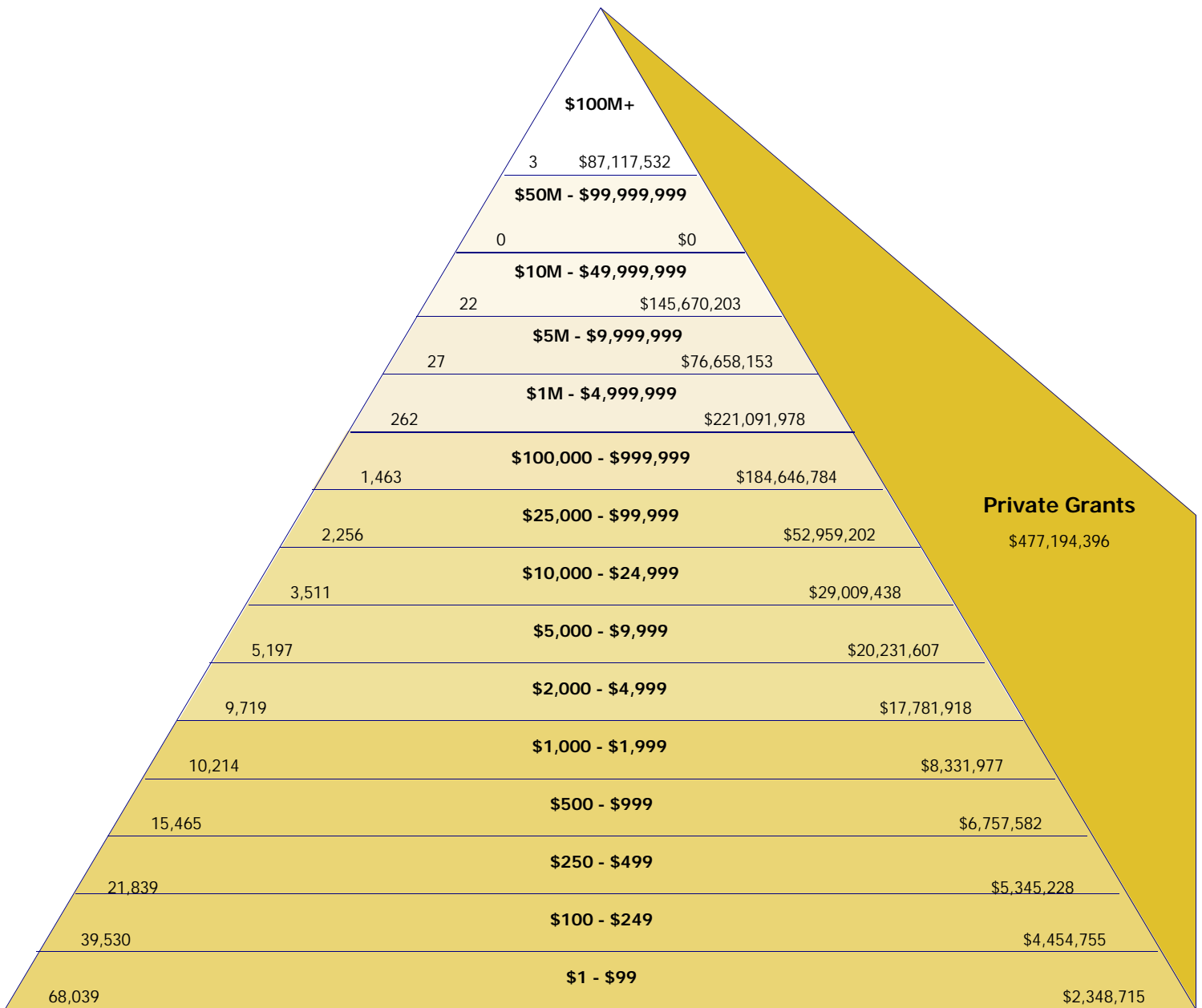
Source: UW Office of Development & Alumni Relation

This report shows the count of distinct donors and campaign total by giving level and donor type since July 1, 2000.

\*"Giving Level" is determined by summing of all gift record types (including grants); however only gifts and pledges are used to calculate dollar totals in the "Dollars Raised" chart.



CAMPAIGN PROGRESS BY PYRAMID, SINCE JULY 1, 2000



177,547 Donor Count

Gift and Pledges \$862,405,071

Campaign Total: \$1,339,599,467 \*Campaign Working Goal: \$2,000,000,000 Percent Complete: 67.0%

Source: UW Office of Development

The counts of distinct donors and fundraising totals by giving level are shown.


\*Unit campaign goals are still being finalized.

Pyramid Levels are determined by summing all gift record types(including grants); however only gifts and pledges are used to calculate dollar totals displayed.

Job Number: 65024

March 2005

Campaign Progress Pyramid - Since July 1, 2000





## CAMPAIGN PROGRESS BY CONSTITUENCY


|                             | GIFTS                | Irrevocable Deferred Gifts |                     | PLEDGES              | Testamentary Commitments |                     | GRANTS               | Campaign - Private Voluntary Support |                        |              |
|-----------------------------|----------------------|----------------------------|---------------------|----------------------|--------------------------|---------------------|----------------------|--------------------------------------|------------------------|--------------|
|                             |                      | Donor Value                | Discount Value      |                      | Donor Value              | Discount Value      |                      | TOTAL                                | Working Goal           | % of Goal    |
| UW Medicine                 | \$213,485,596        | \$9,976,291                | \$4,587,385         | \$17,314,333         | \$16,714,853             | \$3,817,119         | \$239,395,592        | \$496,886,664                        | \$1,000,000,000        | 49.7%        |
| Architecture                | \$5,774,932          | \$244,117                  | \$78,098            | \$755,525            | \$0                      | \$0                 | \$1,422,775          | \$8,197,349                          | \$19,150,000           | 42.8%        |
| Arts and Sciences           | \$72,985,738         | \$4,846,321                | \$2,484,946         | \$8,481,536          | \$7,274,000              | \$4,282,001         | \$53,595,666         | \$147,183,261                        | \$240,000,000          | 61.3%        |
| Broadcast Services          | \$30,861,108         | \$0                        | \$0                 | \$12,660             | \$0                      | \$0                 | \$0                  | \$30,873,769                         | N/A                    | N/A          |
| Business School             | \$40,982,464         | \$741,794                  | \$337,793           | \$31,439,165         | \$3,000,271              | \$2,035,445         | \$190,200            | \$76,353,894                         | \$188,000,000          | 40.6%        |
| Dentistry                   | \$5,535,128          | \$20,000                   | \$7,801             | \$780,004            | \$100,000                | \$41,408            | \$3,411,559          | \$9,846,691                          | \$15,000,000           | 65.6%        |
| Education                   | \$7,408,963          | \$2,849                    | \$2,849             | \$4,339,448          | \$0                      | \$0                 | \$7,913,747          | \$19,665,008                         | \$23,000,000           | 85.5%        |
| Engineering                 | \$98,909,152         | \$1,563,700                | \$624,899           | \$7,475,499          | \$1,750,000              | \$1,124,333         | \$46,689,777         | \$156,388,128                        | \$250,000,000          | 62.6%        |
| Evans Schl. of Pub. Affairs | \$8,590,701          | \$52,994                   | \$18,215            | \$697,904            | \$500,000                | \$265,793           | \$33,364,719         | \$43,206,318                         | \$40,000,000           | 108.0%       |
| Forest Resources            | \$5,576,476          | \$646,572                  | \$439,763           | \$759,740            | \$1,250,000              | \$637,648           | \$2,506,767          | \$10,739,555                         | \$17,700,000           | 60.7%        |
| Friday Harbor Labs          | \$5,193,024          | \$153,242                  | \$24,284            | \$376,717            | \$695,000                | \$438,421           | \$765,000            | \$7,182,983                          | \$12,000,000           | 59.9%        |
| Information School          | \$2,314,705          | \$0                        | \$0                 | \$115,890            | \$100,000                | \$64,666            | \$818,952            | \$3,349,547                          | \$5,000,000            | 67.0%        |
| Intercollegiate Athletics   | \$68,217,971         | \$211,597                  | \$102,931           | \$4,423,566          | \$0                      | \$0                 | \$0                  | \$72,853,135                         | \$110,000,000          | 66.2%        |
| Law                         | \$22,154,534         | \$1,659                    | \$1,659             | \$1,601,199          | \$0                      | \$0                 | \$817,947            | \$24,575,339                         | \$70,000,000           | 35.1%        |
| Libraries                   | \$4,003,271          | \$427,146                  | \$265,714           | \$115,079            | \$772,000                | \$379,527           | \$410,326            | \$5,727,821                          | \$9,000,000            | 63.6%        |
| Nursing                     | \$6,663,264          | \$275,000                  | \$119,617           | \$933,207            | \$1,475,000              | \$869,595           | \$6,161,632          | \$15,508,102                         | \$24,000,000           | 64.6%        |
| Ocean and Fisheries         | \$9,483,769          | \$562,500                  | \$187,134           | \$1,008,574          | \$0                      | \$0                 | \$13,118,038         | \$24,172,881                         | \$34,000,000           | 71.1%        |
| Pharmacy                    | \$6,109,285          | \$0                        | \$0                 | \$532,998            | \$0                      | \$0                 | \$3,583,455          | \$10,225,739                         | \$10,260,000           | 99.7%        |
| President's Funds           | \$4,471,313          | \$324,582                  | \$149,399           | \$605,376            | \$1,750,000              | \$823,656           | \$0                  | \$7,151,270                          | N/A                    | N/A          |
| Public Health               | \$12,521,994         | \$50,259                   | \$24,777            | \$719,494            | \$0                      | \$0                 | \$48,459,996         | \$61,751,743                         | \$90,000,000           | 68.6%        |
| Scholar. & Student Progs.   | \$19,517,520         | \$321,293                  | \$97,431            | \$2,447,050          | \$550,000                | \$239,963           | \$501,568            | \$23,337,432                         | \$40,000,000           | 58.3%        |
| Social Work                 | \$1,490,347          | \$165,797                  | \$33,243            | \$204,048            | \$0                      | \$0                 | \$4,227,519          | \$6,087,710                          | \$10,000,000           | 60.9%        |
| University Press            | \$1,189,975          | \$83,788                   | \$35,275            | \$31,900             | \$0                      | \$0                 | \$0                  | \$1,305,663                          | \$3,000,000            | 43.5%        |
| University Support          | \$19,582,129         | \$833,455                  | \$590,740           | \$8,145,320          | \$12,521,091             | \$4,500,384         | \$9,718,961          | \$50,800,956                         | N/A                    | N/A          |
| UW Bothell                  | \$1,940,011          | \$0                        | \$0                 | \$243,466            | \$0                      | \$0                 | \$50,500             | \$2,233,976                          | \$5,700,000            | 39.2%        |
| UW Tacoma                   | \$10,430,603         | \$150,000                  | \$150,000           | \$10,544,231         | \$2,800,000              | \$1,594,562         | \$69,700             | \$23,994,534                         | \$30,000,000           | 80.0%        |
| <b>All UW Total</b>         | <b>\$685,393,974</b> | <b>\$21,654,956</b>        | <b>\$10,363,953</b> | <b>\$104,103,927</b> | <b>\$51,252,215</b>      | <b>\$21,114,521</b> | <b>\$477,194,396</b> | <b>\$1,339,599,467</b>               | <b>\$2,000,000,000</b> | <b>67.0%</b> |

Source: UW Office of Development

Fundraising progress toward campaign working goals by constituency area (school/college/program). Campaign total is the sum of gifts, grants, active pledges and donor values of irrevocable deferred gifts and testamentary commitments. "N/A" is not applicable. 1 - "Pledges" are those in active status only. 2 - "Grants" are private grants only. 3 - Unit campaign working goals are still being finalized.

Job Number: 65024  
March 2005

Campaign Progress by Constituency - Since July 2000



**CAMPAIGN FUNDING THEME PROGRESS - JULY 2000 - PRESENT**

| THEME                                    | CURRENT USE            | ENDOWMENT            | TOTAL                  |
|--|------------------------|----------------------|------------------------|
| Student Support                          | \$61,227,716           | \$75,303,336         | \$136,531,051          |
| Faculty Support                          | \$68,414,883           | \$79,738,772         | \$148,153,655          |
| Program Support for Faculty and Students | \$587,245,831          | \$71,473,069         | \$658,718,900          |
| Capital                                  | \$249,067,386          | \$878,269            | \$249,945,655          |
| Unrestricted                             | \$118,585,041          | \$27,665,164         | \$146,250,206          |
| <b>Total</b>                             | <b>\$1,084,540,858</b> | <b>\$255,058,610</b> | <b>\$1,339,599,467</b> |
| Goal                                     | \$1,600,000,000        | \$400,000,000        | \$2,000,000,000        |
| % to Goal                                | 67.8%                  | 63.8%                | 67.0%                  |

Source: UW Office of Development

This report shows contribution totals by campaign theme/priority since July 1, 2000.

Job Number: 65024  
 March 2005

Campaign Theme Progress



**DEVELOPMENT SUMMARY - TOTAL PRIVATE VOLUNTARY SUPPORT**

| AREA                        | YEAR TO DATE DONOR VALUES |                     |                      |
|-----------------------------|---------------------------|---------------------|----------------------|
|                             | GIFTS                     | PRIVATE GRANTS      | TOTAL                |
| UW Seattle                  |                           |                     |                      |
| UW Medicine                 | \$31,590,468              | \$32,496,223        | \$64,086,691         |
| Architecture                | \$388,773                 | \$282,366           | \$671,139            |
| Arts and Sciences           | \$14,726,077              | \$5,686,667         | \$20,412,744         |
| Broadcast Services          | \$5,826,492               |                     | \$5,826,492          |
| Business School             | \$9,539,954               | \$40,200            | \$9,580,154          |
| Dentistry                   | \$1,027,461               | \$115,719           | \$1,143,180          |
| Education                   | \$1,433,283               | \$2,005,797         | \$3,439,080          |
| Engineering                 | \$15,692,974              | \$5,925,863         | \$21,618,837         |
| Evans Schl. of Pub. Affairs | \$428,225                 | \$10,580,401        | \$11,008,626         |
| Forest Resources            | \$966,938                 | \$273,284           | \$1,240,222          |
| Graduate School             | \$1,254,978               | \$1,181,464         | \$2,436,442          |
| Information School          | \$289,860                 | \$54,275            | \$344,135            |
| Intercollegiate Athletics   | \$10,903,005              |                     | \$10,903,005         |
| Law                         | \$1,231,725               | \$25,000            | \$1,256,725          |
| Libraries                   | \$837,843                 |                     | \$837,843            |
| Nursing                     | \$1,378,017               | \$432,782           | \$1,810,799          |
| Ocean and Fisheries         | \$1,921,365               | \$5,121,922         | \$7,043,287          |
| Pharmacy                    | \$1,609,880               | \$552,564           | \$2,162,444          |
| President's Funds           | \$548,840                 |                     | \$548,840            |
| Public Health               | \$904,177                 | \$6,651,445         | \$7,555,622          |
| Scholar. & Student Progs.   | \$3,583,518               |                     | \$3,583,518          |
| Social Work                 | \$536,435                 | \$430,914           | \$967,349            |
| UW Alumni Association       | \$649,347                 |                     | \$649,347            |
| University Press            | \$231,985                 |                     | \$231,985            |
| University Support          | \$7,229,861               | \$4,743             | \$7,234,604          |
| Washington Tech. Center     |                           |                     |                      |
| UW Bothell                  | \$244,617                 |                     | \$244,617            |
| UW Tacoma                   | \$418,667                 | \$2,400             | \$421,067            |
| <b>All UW Total</b>         | <b>\$115,394,778</b>      | <b>\$71,864,029</b> | <b>\$187,258,807</b> |

Source: UW Office of Development

Contribution totals for the major Development areas of the University are shown.

Job Number: 65024

March 2005

Development Area Summary - Total Private Voluntary Support



## DEVELOPMENT SUMMARY - GIFTS AND PRIVATE GRANTS

| AREA                        | CURRENT MONTH |                     | YEAR TO DATE  |                      | PRIOR YEAR TO DATE |                      | PRIOR FISCAL YEAR |                      |
|-----------------------------|---------------|---------------------|---------------|----------------------|--------------------|----------------------|-------------------|----------------------|
|                             | Donors        | Value               | Donors        | Value                | Donors             | Value                | Donors            | Value                |
| UW Seattle                  |               |                     |               |                      |                    |                      |                   |                      |
| UW Medicine                 | 2,687         | \$6,599,871         | 14,963        | \$64,086,691         | 11,687             | \$51,687,046         | 15,677            | \$73,746,044         |
| Architecture                | 197           | \$36,423            | 992           | \$671,139            | 861                | \$1,182,809          | 1,125             | \$1,526,446          |
| Arts and Sciences           | 1,763         | \$2,777,596         | 12,952        | \$20,412,744         | 12,611             | \$15,419,689         | 15,042            | \$21,258,923         |
| Broadcast Services          | 834           | \$591,238           | 2,380         | \$5,826,492          | 2,337              | \$5,742,105          | 3,055             | \$8,003,070          |
| Business School             | 339           | \$512,982           | 3,482         | \$9,580,154          | 3,223              | \$7,257,744          | 3,774             | \$8,104,326          |
| Dentistry                   | 138           | \$126,649           | 1,071         | \$1,143,180          | 1,058              | \$1,040,627          | 1,314             | \$1,166,282          |
| Education                   | 191           | \$65,618            | 1,288         | \$3,439,080          | 1,275              | \$2,065,103          | 1,559             | \$2,231,526          |
| Engineering                 | 324           | \$1,944,148         | 3,111         | \$21,618,837         | 3,237              | \$17,576,272         | 3,709             | \$23,824,360         |
| Evans Schl. of Pub. Affairs | 70            | \$2,412,828         | 613           | \$11,008,626         | 338                | \$8,671,664          | 420               | \$8,704,838          |
| Forest Resources            | 66            | \$73,526            | 898           | \$1,240,222          | 952                | \$1,523,640          | 1,055             | \$1,860,102          |
| Graduate School             | 209           | \$224,347           | 484           | \$2,436,442          | 591                | \$1,934,191          | 890               | \$2,265,996          |
| Information School          | 49            | \$10,750            | 495           | \$344,135            | 465                | \$295,004            | 528               | \$463,842            |
| Intercollegiate Athletics   | 839           | \$510,346           | 11,202        | \$10,903,005         | 10,685             | \$9,037,767          | 21,719            | \$12,479,465         |
| Law                         | 110           | \$58,407            | 1,412         | \$1,256,725          | 1,477              | \$1,946,495          | 1,703             | \$2,886,862          |
| Libraries                   | 1,672         | \$108,257           | 3,486         | \$837,843            | 3,105              | \$493,347            | 3,589             | \$616,206            |
| Nursing                     | 149           | \$418,236           | 1,489         | \$1,810,799          | 1,468              | \$1,718,264          | 1,617             | \$1,922,445          |
| Ocean and Fisheries         | 77            | \$44,195            | 583           | \$7,043,287          | 480                | \$3,466,041          | 553               | \$4,155,330          |
| Pharmacy                    | 145           | \$75,164            | 942           | \$2,162,444          | 985                | \$1,201,644          | 1,061             | \$1,494,282          |
| President's Funds           | 355           | \$39,386            | 1,596         | \$548,840            | 2,097              | \$670,036            | 2,322             | \$869,415            |
| Public Health               | 134           | \$142,840           | 555           | \$7,555,622          | 541                | \$5,817,929          | 584               | \$6,667,414          |
| Scholar. & Student Progs.   | 630           | \$182,038           | 2,686         | \$3,583,518          | 3,109              | \$3,529,797          | 4,958             | \$5,858,592          |
| Social Work                 | 118           | \$21,707            | 605           | \$967,349            | 716                | \$446,700            | 795               | \$492,520            |
| UW Alumni Association       | 2,105         | \$97,208            | 14,045        | \$649,347            | 16,244             | \$714,115            | 22,454            | \$1,032,281          |
| University Press            | 30            | \$14,503            | 262           | \$231,985            |                    |                      |                   |                      |
| University Support          | 359           | \$1,230,808         | 1,260         | \$7,234,604          | 910                | \$2,153,567          | 1,245             | \$4,627,937          |
| Washington Tech. Center     |               |                     |               |                      | 1                  | \$204,919            | 1                 | \$219,908            |
| UW Bothell                  | 80            | \$20,556            | 328           | \$244,617            | 194                | \$222,233            | 274               | \$248,742            |
| UW Tacoma                   | 141           | \$23,178            | 421           | \$421,067            | 409                | \$730,157            | 549               | \$3,050,522          |
| <b>All UW Unique Total</b>  | <b>13,027</b> | <b>\$18,362,818</b> | <b>70,729</b> | <b>\$187,258,807</b> | <b>68,371</b>      | <b>\$146,748,917</b> | <b>91,903</b>     | <b>\$199,777,690</b> |


Source: UW Office of Development

The number of donors and contribution totals for the major Development areas of the University are shown. Dollar values are based on donor values.

Job Number: 65024

March 2005

Development Area Summary - Gifts and Private Grants



## DEVELOPMENT SUMMARY - GIFTS

| AREA                        | CURRENT MONTH |                     | YEAR TO DATE  |                      | PRIOR YEAR TO DATE |                     | PRIOR FISCAL YEAR |                      |
|-----------------------------|---------------|---------------------|---------------|----------------------|--------------------|---------------------|-------------------|----------------------|
|                             | Donors        | Value               | Donors        | Value                | Donors             | Value               | Donors            | Value                |
| UW Seattle                  |               |                     |               |                      |                    |                     |                   |                      |
| UW Medicine                 | 2,610         | \$3,184,333         | 14,731        | \$31,590,468         | 11,498             | \$23,632,109        | 15,479            | \$36,774,110         |
| Architecture                | 197           | \$36,423            | 991           | \$388,773            | 858                | \$882,315           | 1,123             | \$1,225,952          |
| Arts and Sciences           | 1,753         | \$2,071,659         | 12,895        | \$14,726,077         | 12,559             | \$9,765,393         | 14,989            | \$14,525,068         |
| Broadcast Services          | 834           | \$591,238           | 2,380         | \$5,826,492          | 2,337              | \$5,742,105         | 3,055             | \$8,003,070          |
| Business School             | 339           | \$512,982           | 3,481         | \$9,539,954          | 3,223              | \$7,257,744         | 3,774             | \$8,104,326          |
| Dentistry                   | 137           | \$102,649           | 1,068         | \$1,027,461          | 1,054              | \$733,418           | 1,310             | \$859,073            |
| Education                   | 190           | \$35,618            | 1,284         | \$1,433,283          | 1,270              | \$1,308,133         | 1,554             | \$1,474,556          |
| Engineering                 | 318           | \$1,521,170         | 3,061         | \$15,692,974         | 3,191              | \$10,262,887        | 3,654             | \$15,709,271         |
| Evans Schl. of Pub. Affairs | 64            | \$48,410            | 591           | \$428,225            | 330                | \$671,998           | 412               | \$705,172            |
| Forest Resources            | 66            | \$44,115            | 894           | \$966,938            | 949                | \$1,440,768         | 1,050             | \$1,730,480          |
| Graduate School             | 208           | \$188,111           | 478           | \$1,254,978          | 588                | \$1,075,262         | 886               | \$1,402,400          |
| Information School          | 49            | \$10,750            | 494           | \$289,860            | 464                | \$219,807           | 527               | \$388,645            |
| Intercollegiate Athletics   | 839           | \$510,346           | 11,202        | \$10,903,005         | 10,685             | \$9,037,767         | 21,719            | \$12,479,465         |
| Law                         | 110           | \$58,407            | 1,410         | \$1,231,725          | 1,477              | \$1,946,495         | 1,703             | \$2,886,862          |
| Libraries                   | 1,672         | \$108,257           | 3,486         | \$837,843            | 3,105              | \$493,347           | 3,589             | \$616,206            |
| Nursing                     | 149           | \$418,236           | 1,481         | \$1,378,017          | 1,459              | \$995,642           | 1,609             | \$1,198,123          |
| Ocean and Fisheries         | 72            | \$8,433             | 563           | \$1,921,365          | 468                | \$2,291,176         | 537               | \$2,827,176          |
| Pharmacy                    | 145           | \$75,164            | 937           | \$1,609,880          | 982                | \$939,973           | 1,058             | \$1,232,611          |
| President's Funds           | 355           | \$39,386            | 1,596         | \$548,840            | 2,097              | \$670,036           | 2,322             | \$869,415            |
| Public Health               | 131           | \$18,929            | 524           | \$904,177            | 510                | \$394,212           | 551               | \$603,827            |
| Scholar. & Student Progs.   | 630           | \$182,038           | 2,686         | \$3,583,518          | 3,108              | \$3,528,197         | 4,957             | \$5,855,992          |
| Social Work                 | 118           | \$21,707            | 595           | \$536,435            | 711                | \$82,943            | 790               | \$128,763            |
| UW Alumni Association       | 2,105         | \$97,208            | 14,045        | \$649,347            | 16,244             | \$714,115           | 22,454            | \$1,032,281          |
| University Press            | 30            | \$14,503            | 262           | \$231,985            |                    |                     |                   |                      |
| University Support          | 359           | \$1,230,808         | 1,258         | \$7,229,861          | 907                | \$1,647,467         | 1,241             | \$4,022,337          |
| Washington Tech. Center     |               |                     |               |                      | 1                  | \$204,919           | 1                 | \$219,908            |
| UW Bothell                  | 80            | \$20,556            | 328           | \$244,617            | 194                | \$222,233           | 274               | \$248,742            |
| UW Tacoma                   | 141           | \$23,178            | 420           | \$418,667            | 409                | \$730,157           | 549               | \$3,050,522          |
| <b>All UW Unique Total</b>  | <b>12,922</b> | <b>\$11,174,627</b> | <b>70,331</b> | <b>\$115,394,778</b> | <b>68,054</b>      | <b>\$86,890,630</b> | <b>91,572</b>     | <b>\$128,174,367</b> |


Source: UW Office of Development

The number of donors and contribution totals (gifts only) for the major Development areas of the University are shown. Dollar values are based on donor values.

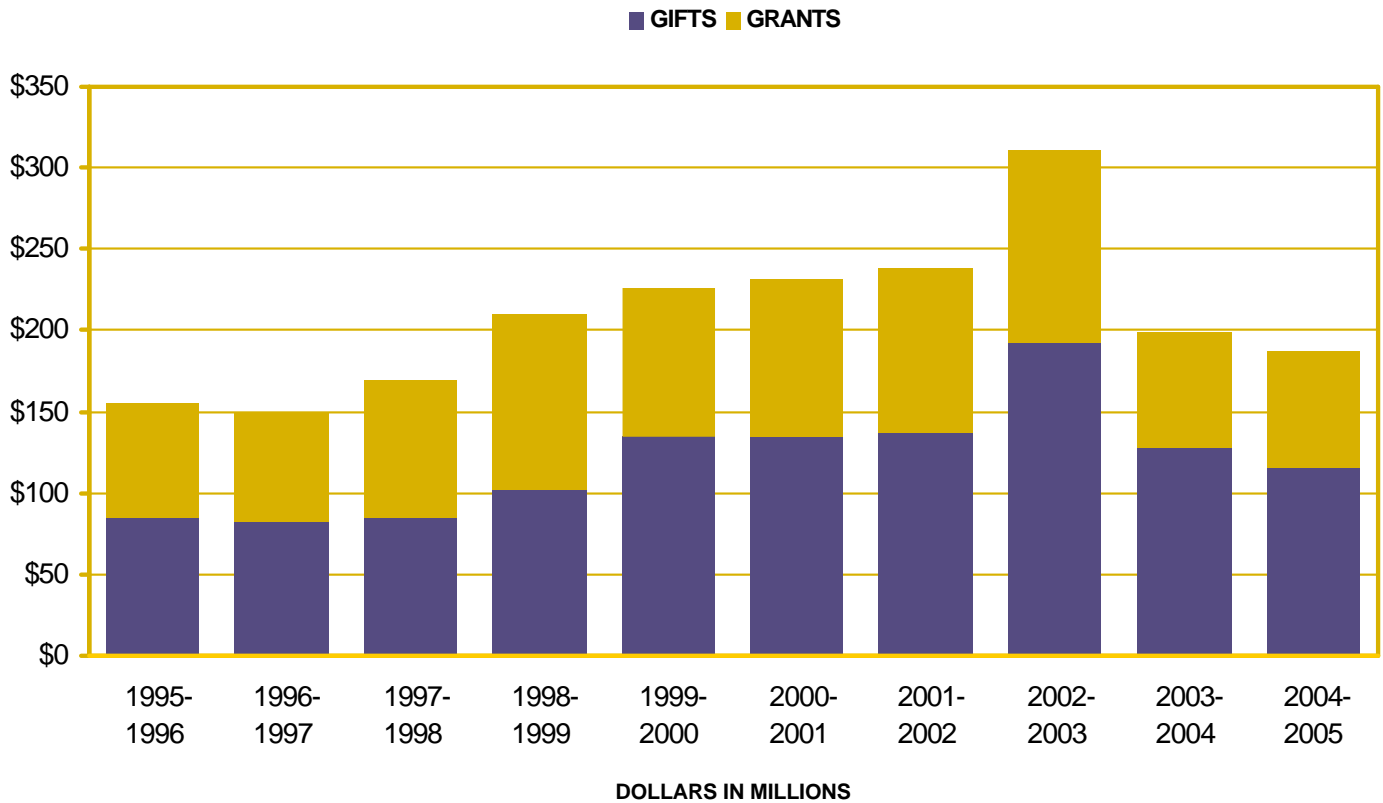
Job Number: 65024

March 2005

Development Area Summary - Gifts



COMPLETE FISCAL YEAR COMPARISON OF TOTAL CONTRIBUTIONS RECEIVED



| FISCAL YEAR | GIFTS         | GRANTS        | TOTAL CONTRIBUTIONS |
|-------------|---------------|---------------|---------------------|
| 2004- 2005  | \$115,394,778 | \$71,864,029  | \$187,258,807       |
| 2003- 2004  | \$128,174,367 | \$71,603,323  | \$199,777,690       |
| 2002- 2003  | \$192,573,183 | \$118,677,722 | \$311,250,905       |
| 2001- 2002  | \$137,959,340 | \$100,820,547 | \$238,779,887       |
| 2000- 2001  | \$134,805,190 | \$97,112,979  | \$231,918,169       |
| 1999- 2000  | \$134,037,997 | \$91,536,165  | \$225,574,162       |
| 1998- 1999  | \$102,925,077 | \$107,619,586 | \$210,544,663       |
| 1997- 1998  | \$84,718,016  | \$85,276,615  | \$169,994,631       |
| 1996- 1997  | \$81,892,963  | \$67,425,874  | \$149,318,837       |
| 1995- 1996  | \$85,036,511  | \$69,150,088  | \$154,186,599       |


Source: UW Office of Development

This graph compares the current fiscal year's contribution totals to each of the previous nine fiscal year's contribution totals.

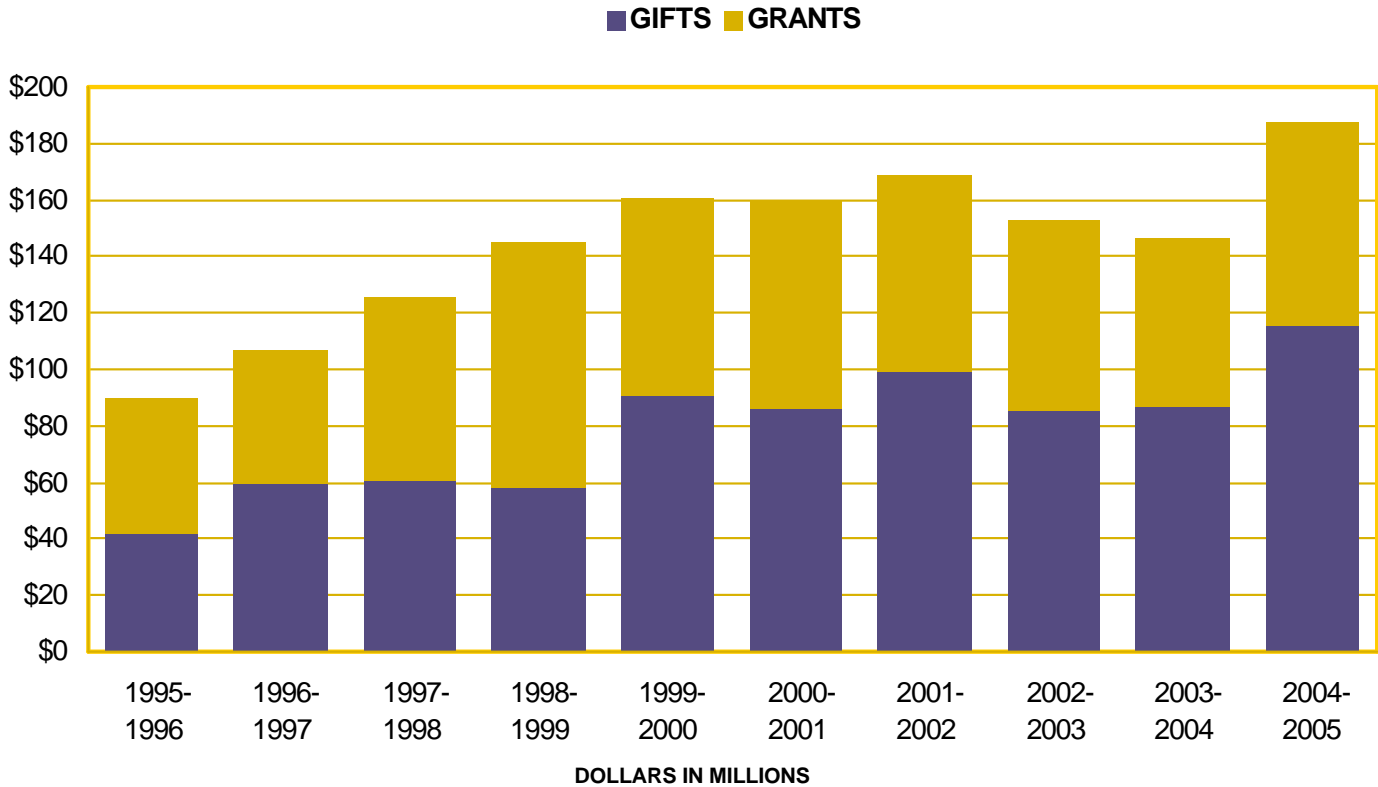
Job Number: 65024

March 2005

Fiscal Year Totals Graph




## YEAR TO DATE CONTRIBUTION TOTALS



| FISCAL YEAR | GIFTS         | GRANTS       | TOTAL CONTRIBUTIONS |
|-------------|---------------|--------------|---------------------|
| 2004- 2005  | \$115,394,778 | \$71,864,029 | \$187,258,807       |
| 2003- 2004  | \$86,890,630  | \$59,858,287 | \$146,748,917       |
| 2002- 2003  | \$84,999,647  | \$67,468,488 | \$152,468,135       |
| 2001- 2002  | \$99,211,901  | \$69,607,925 | \$168,819,827       |
| 2000- 2001  | \$85,862,575  | \$73,924,836 | \$159,787,411       |
| 1999- 2000  | \$90,582,099  | \$70,243,285 | \$160,825,384       |
| 1998- 1999  | \$57,848,057  | \$87,046,118 | \$144,894,175       |
| 1997- 1998  | \$60,825,564  | \$64,895,838 | \$125,721,402       |
| 1996- 1997  | \$59,341,528  | \$47,922,567 | \$107,264,095       |
| 1995- 1996  | \$41,863,803  | \$48,204,877 | \$90,068,680        |

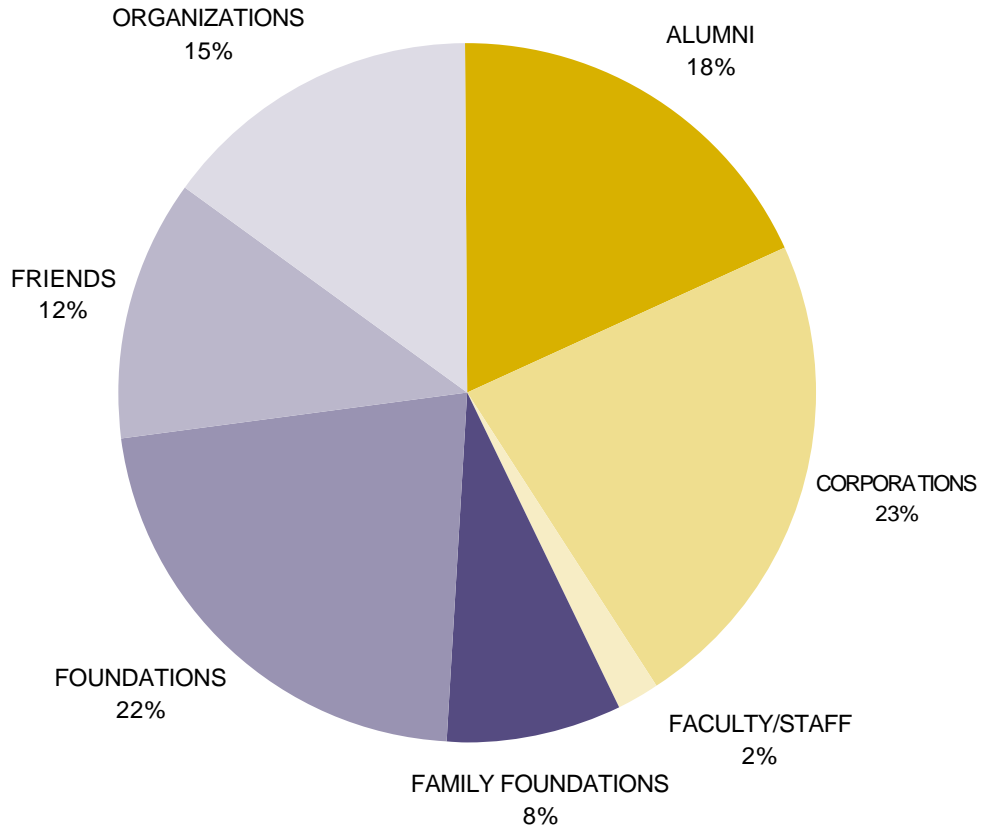
Source: UW Office of Development

This graph compares the current fiscal year's contribution totals to each of the previous nine fiscal year's contribution totals.





DEVELOPMENT ACTIVITY BY DONOR TYPE IN CURRENT FISCAL YEAR




| DONOR TYPE         | YEAR TO DATE |              | PRIOR YEAR TO DATE |              | PRIOR FISCAL YEAR |              |
|--------------------|--------------|--------------|--------------------|--------------|-------------------|--------------|
|                    | Donors       | Value        | Donors             | Value        | Donors            | Value        |
| Alumni             | 38,379       | \$34,325,037 | 40,076             | \$26,019,441 | 49,719            | \$37,211,864 |
| Corporations       | 2,745        | \$42,306,467 | 2,674              | \$35,913,948 | 3,760             | \$46,349,831 |
| Faculty/Staff      | 2,938        | \$3,555,740  | 2,476              | \$2,438,251  | 3,171             | \$3,335,421  |
| Family Foundations | 155          | \$15,093,229 | 147                | \$14,461,149 | 161               | \$21,205,792 |
| Foundations        | 323          | \$41,220,999 | 331                | \$27,898,032 | 387               | \$34,932,399 |
| Friends            | 25,862       | \$22,431,441 | 22,329             | \$15,751,407 | 34,361            | \$27,532,116 |
| Organizations      | 416          | \$28,325,894 | 393                | \$24,266,690 | 494               | \$29,210,266 |

Source: UW Office of Development

This graph shows the sources of contributions for the current year to date. Dollar values are based on donor value.

Job Number: 65024  
 March 2005

Development Activity by Donor Type in Current Fiscal Year Chart






## ALUMNI PARTICIPATION BY CONSTITUENCY

| AREA                           | CURRENT FISCAL YEAR TO DATE |               |              | PREVIOUS FISCAL YEAR TO DATE |               |              |              |
|--------------------------------|-----------------------------|---------------|--------------|------------------------------|---------------|--------------|--------------|
|                                | Solicitible                 | Donors        | Partic. Rate | Solicitible                  | Donors        | Partic. Rate | Final %      |
| UW Seattle                     |                             |               |              |                              |               |              |              |
| UW Medicine                    | 15,842                      | 2,797         | 17.7%        | 16,430                       | 2,669         | 16.2%        | 19.6%        |
| Architecture                   | 7,192                       | 1,057         | 14.7%        | 7,307                        | 1,115         | 15.3%        | 18.9%        |
| Arts and Sciences              | 121,216                     | 15,651        | 12.9%        | 128,104                      | 16,230        | 12.7%        | 15.8%        |
| Business School                | 34,015                      | 5,785         | 17.0%        | 35,210                       | 6,133         | 17.4%        | 22.0%        |
| Dentistry                      | 4,301                       | 1,005         | 23.4%        | 4,312                        | 1,088         | 25.2%        | 31.3%        |
| Education                      | 18,677                      | 2,889         | 15.5%        | 20,049                       | 3,020         | 15.1%        | 18.9%        |
| Engineering                    | 29,399                      | 3,776         | 12.8%        | 30,589                       | 4,121         | 13.5%        | 16.6%        |
| Evans Schl. Of Pub. Affairs    | 1,872                       | 367           | 19.6%        | 1,797                        | 349           | 19.4%        | 23.9%        |
| Forest Resources               | 4,382                       | 635           | 14.5%        | 4,468                        | 646           | 14.5%        | 17.6%        |
| Interdisc. Grad. Programs      | 1,161                       | 176           | 15.2%        | 1,128                        | 214           | 19.0%        | 22.5%        |
| Interschool Programs           | 241                         | 35            | 14.5%        | 219                          | 25            | 11.4%        | 16.9%        |
| Information School             | 3,786                       | 725           | 19.1%        | 3,869                        | 754           | 19.5%        | 23.0%        |
| Law                            | 7,070                       | 1,396         | 19.7%        | 7,008                        | 1,470         | 21.0%        | 25.6%        |
| School Of Nursing              | 7,976                       | 1,647         | 20.6%        | 8,092                        | 1,750         | 21.6%        | 24.8%        |
| Ocean & Fisheries              | 3,560                       | 541           | 15.2%        | 3,705                        | 569           | 15.4%        | 18.1%        |
| Pharmacy                       | 3,147                       | 780           | 24.8%        | 3,159                        | 884           | 28.0%        | 31.9%        |
| Public Health                  | 3,139                       | 588           | 18.7%        | 3,044                        | 556           | 18.3%        | 21.4%        |
| Social Work                    | 5,707                       | 772           | 13.5%        | 6,008                        | 836           | 13.9%        | 16.3%        |
| Undergrad. Interdisc. Programs | 67                          | 6             | 9.0%         | 44                           | 5             | 11.4%        | 25.0%        |
| UW Bothell                     | 3,580                       | 372           | 10.4%        | 3,258                        | 322           | 9.9%         | 12.8%        |
| UW Tacoma                      | 4,016                       | 361           | 9.0%         | 3,595                        | 312           | 8.7%         | 12.5%        |
| Unspecified                    | 11,614                      | 2,108         | 18.2%        | 12,900                       | 2,192         | 17.0%        | 22.1%        |
| <b>All UW Total</b>            | <b>267,179</b>              | <b>38,379</b> | <b>14.4%</b> | <b>278,939</b>               | <b>40,075</b> | <b>14.4%</b> | <b>17.8%</b> |

Source: UW Office of Development

Job Number: 65024  
March 2005

Alumni Participation



NOTES AS OF FEBRUARY 28, 2005

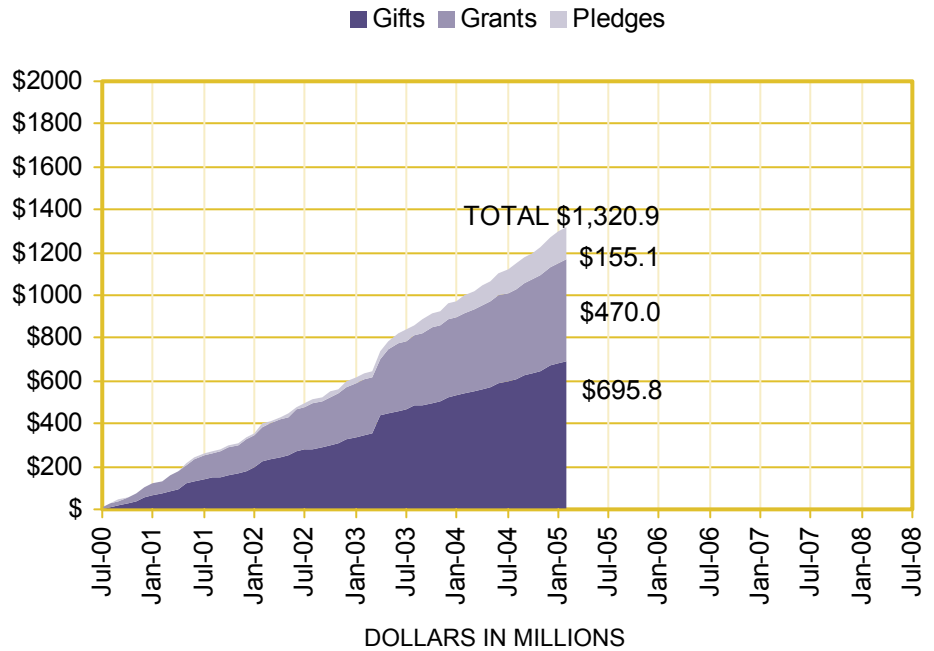
**DATA POINTS**

\$1,320,884,557 has been raised toward our campaign goal of \$2 billion.

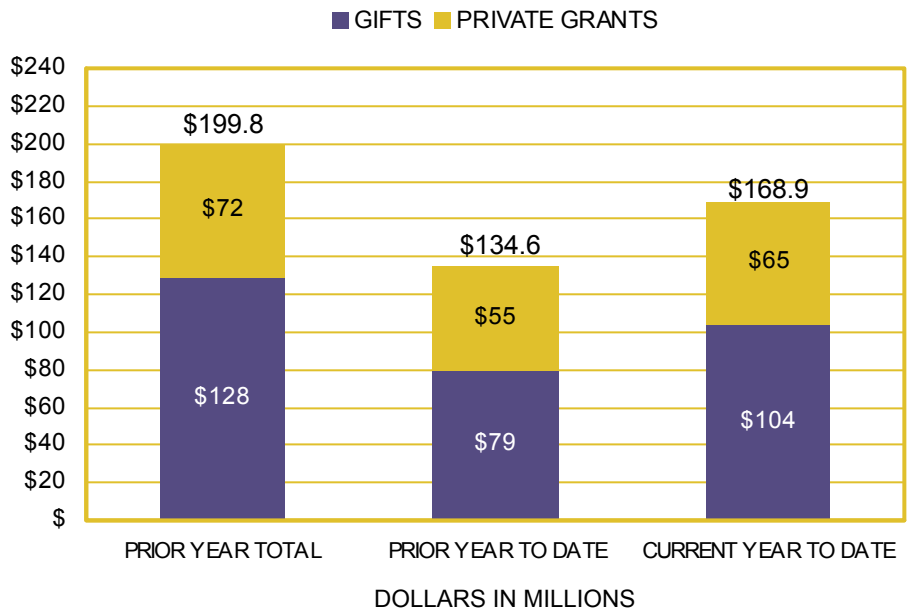
The UW received \$16.7 million in total private voluntary support (\$12.2 million in gifts and \$4.5 million in grants) in February.

Areas including Arts & Sciences, UW Bothell, Business, Dentistry, Education, Engineering, Information School, Intercollegiate Athletics, Libraries, UW Medicine, Ocean and Fisheries, Pharmacy, Public Health and Social Work are ahead of last year's year-to-date totals.

**FUNDRAISING PROGRESS SINCE JULY 1, 2000**



**CURRENT GIFT AND PRIVATE GRANT TOTALS**



## February Gifts and Impact

**Selected gifts representing private support for one of the University of Washington's key fundraising priorities -- student, faculty, program and facility support.**

### **Dr. Harold (Hal) Bergen – \$60,950 to the College of Arts and Sciences and UW Medicine**

- Dr. Harold Bergen, a Yakima-area obstetrician with a passion for archaeology, has been supporting the Burke Museum and women's health care since the 1980s.
- Dr. Bergen founded the Archaeology Endowment at the Burke Museum and donated his archaeological collection to the museum. The collection, including site reports, maps, photographs, and over 14,000 artifacts, represents decades of work by Dr. Bergen and his wife, Marjory Bergen. The endowment makes possible the many public programs offered by the Archaeology Department. Dr. Bergen's initial gift has been increased with donations from other Burke Museum supporters, and now totals over \$120,000.
- In 1987, Mrs. Bergen passed away from complications resulting from osteoporosis. In her memory, Dr. Bergen established the Hal Bergen Osteoporosis Education Fund. Activities generated through this gift include OsteoEd, an osteoporosis education website, the ROSE project (Rural/Underserved Osteoporosis Student Educator project), and lectures by UW and outside experts in osteoporosis.

### **Alice and Byron Lockwood Foundation - \$50,000 to the College of Forest Resources**

- Byron and Alice Lockwood have been affiliated with the University of Washington for decades. The timber entrepreneurs were fond of pointing out that their biggest single sale was providing the lumber to build the original Husky Stadium. Later, the Lockwoods provided a gift to preserve and maintain the Forest Club Room in Anderson Hall for the benefit of future forestry students.
- Upon Mr. Lockwood's death, Mrs. Lockwood established a foundation bearing their name to administer their assets and disburse charitable contributions. The Foundation's trustees established the Byron & Alice Lockwood Endowed Fellowship and the Byron W. & Alice L. Lockwood Endowed Fund for Program Advancement in the College of Forest Resources to recruit outstanding graduate students and to provide discretionary funding for use by the Dean.
- The Foundation's most recent \$50,000 gift will be administered for graduate student travel and symposia, as well as for program support within the College of Forest Resources.

### **Michael & Elana Russell – \$15,000 to Intercollegiate Athletics**

- Michael and Elana Russell are University of Washington Benefactors who firmly believe in the importance of education and the benefits to the world of an educated society. They worked to pay for their UW educations and admire student-athletes who do the same.
- The Michael and Elana Russell Endowed Athletic Scholarship is awarded annually and is designated for a men's or women's track athlete majoring in business. This year it was awarded to UW senior Kate Soma, a pole vaulter on the women's track team.
- The Russells established the fund in honor of Mr. Russell's father, a former pole vaulter on the UW track team. They plan to give \$50,000 each year until the scholarship is completely funded.



# REPORT OF CONTRIBUTIONS

February 2005

---

---

## **CAMPAIGN UW: CREATING FUTURES**

Report prepared by: Office of Development and Alumni Relations  
Advancement Services, Information Management

3/14/2005 03:39 PM

## TABLE OF CONTENTS

---


|  |    |
|--|----|
| Campaign Progress to Date*                                 | 1  |
| Campaign Progress by Giving Level*                         | 2  |
| Campaign Progress Pyramid*                                 | 3  |
| Campaign Progress by Constituency*                         | 4  |
| Campaign Theme Progress*                                   | 5  |
| Development Area Summary - Total Private Voluntary Support | 6  |
| Development Area Summary - Gifts and Private Grants        | 7  |
| Development Area Summary - Gifts                           | 8  |
| Complete Fiscal Year Comparison                            | 9  |
| Year to Date Contribution Totals                           | 10 |
| Development Activity by Donor Type                         | 11 |
| Alumni Participation by Constituency                       | 12 |

\*All Campaign totals represented are from July 1, 2000 through the end of the preceeding calendar month. Please note that grant revenue totals in Campaign Reports may contain clinical trials. Fundraising totals from all affiliated non-profit organizations' are also included in UW Campaign totals.

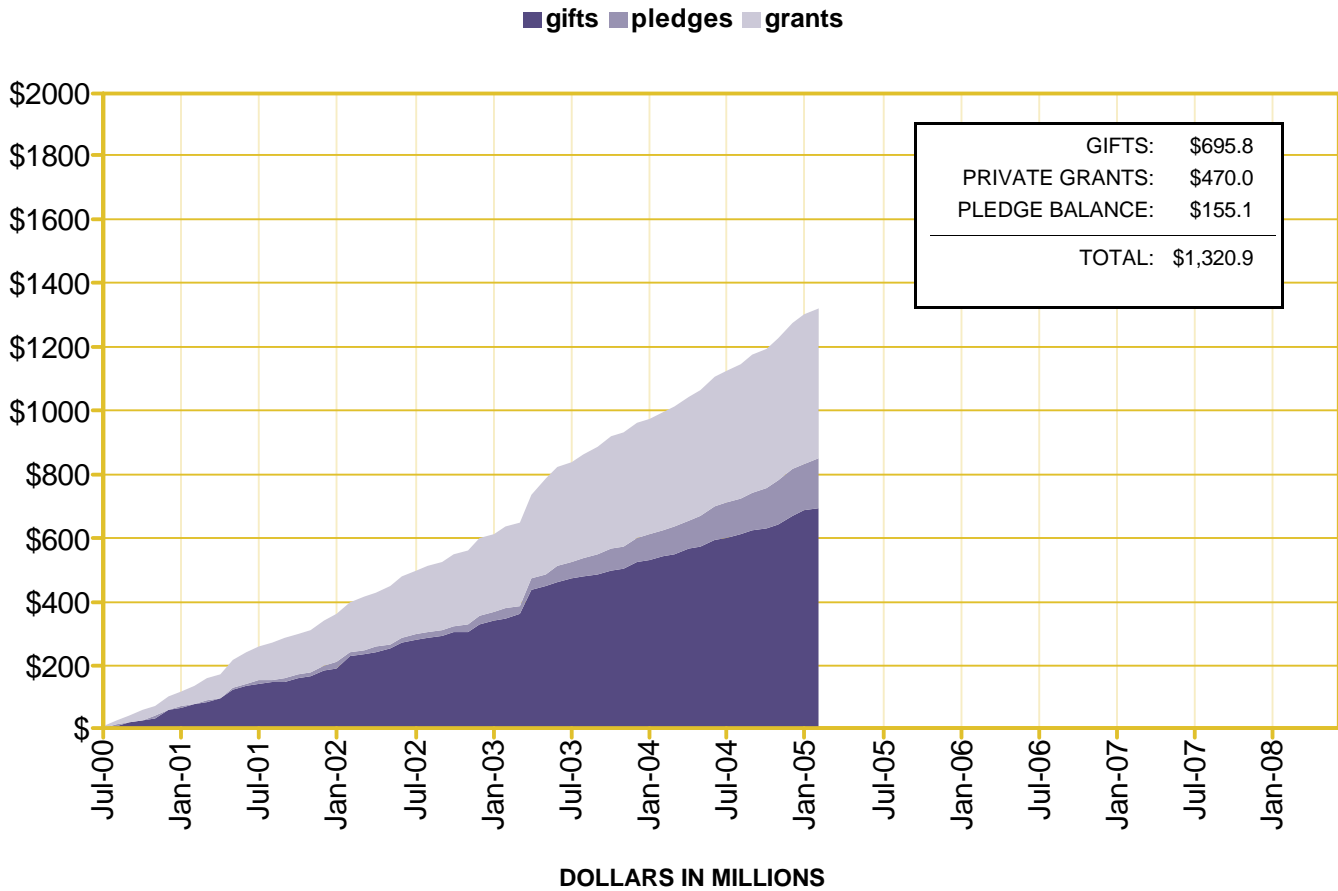
Annual reporting is July 1, 2003 through the end of the preceeding calendar month.

Job Number: 64482  
February 2005

Table of Contents



CAMPAIGN PROGRESS SINCE JULY 1, 2000




Source: UW Office of Development

Summarizes Total Private Voluntary Support since July 1, 2000. Testamentary Commitments included in Pledge Balance total. All dollar totals in millions.

Job Number: 64482  
 February 2005

Fundraising Progress Since July 1, 2000




## CAMPAIGN PROGRESS BY GIVING LEVEL

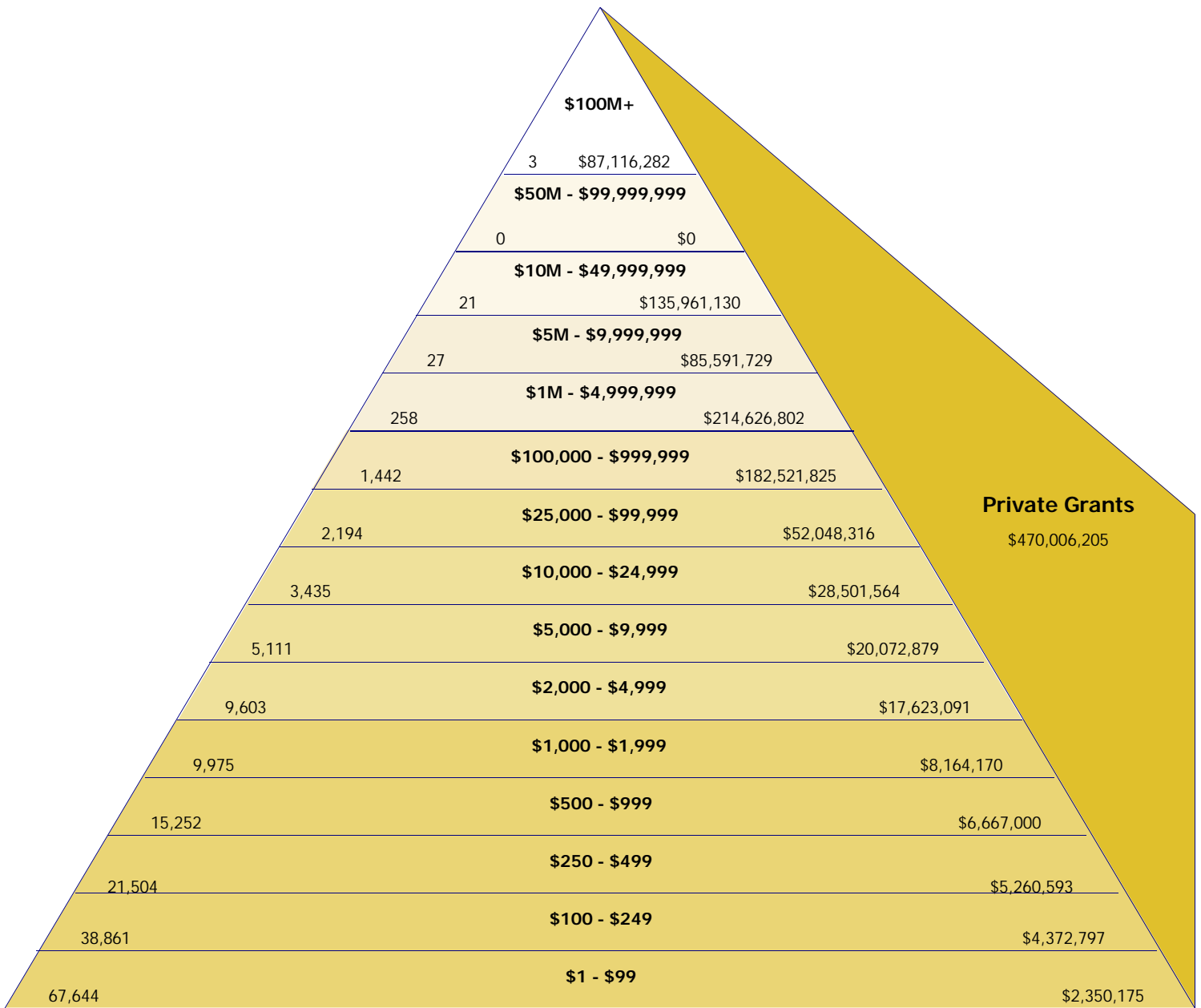
| <b>DOLLARS RAISED</b>      |                      |                      |                      |                      |                     |                     |                      |
|----------------------------|----------------------|----------------------|----------------------|----------------------|---------------------|---------------------|----------------------|
| <b>Gifts and Pledges</b>   |                      |                      |                      |                      |                     |                     |                      |
| Giving Level *             | Alumni               | Non Alumni           | Family Fndns.        | Corporations         | Foundations         | Other Orgs.         | Total                |
| \$100M+                    | \$0                  | \$32,720             | \$87,083,562         | \$0                  | \$0                 | \$0                 | \$87,116,282         |
| \$50M - \$99,999,999       | \$0                  | \$0                  | \$0                  | \$0                  | \$0                 | \$0                 | \$0                  |
| \$10M - \$49,999,999       | \$28,653,185         | \$46,483,254         | \$20,512,500         | \$19,998,130         | \$20,314,061        | \$0                 | \$135,961,130        |
| \$5M - \$9,999,999         | \$15,092,484         | \$5,005,500          | \$0                  | \$21,998,931         | \$21,891,067        | \$21,603,747        | \$85,591,729         |
| \$1M - \$4,999,999         | \$62,768,102         | \$46,204,136         | \$21,019,419         | \$47,121,767         | \$32,886,711        | \$4,626,667         | \$214,626,802        |
| \$100,000 - \$999,999      | \$61,237,796         | \$49,329,518         | \$16,416,987         | \$29,371,385         | \$17,138,859        | \$9,027,279         | \$182,521,825        |
| \$25,000 - \$99,999        | \$17,987,446         | \$13,700,657         | \$2,124,534          | \$12,467,919         | \$2,960,032         | \$2,807,728         | \$52,048,316         |
| \$10,000 - \$24,999        | \$11,408,924         | \$8,368,954          | \$765,133            | \$5,922,497          | \$918,262           | \$1,117,794         | \$28,501,564         |
| \$5,000 - \$9,999          | \$8,818,854          | \$6,590,274          | \$263,143            | \$3,545,570          | \$370,443           | \$484,594           | \$20,072,879         |
| \$2,000 - \$4,999          | \$8,121,204          | \$6,307,643          | \$73,838             | \$2,606,927          | \$209,614           | \$303,866           | \$17,623,091         |
| \$1,000 - \$1,999          | \$3,728,769          | \$3,100,786          | \$23,060             | \$1,099,556          | \$72,574            | \$139,424           | \$8,164,170          |
| \$500 - \$999              | \$3,549,473          | \$2,450,448          | \$6,006              | \$567,163            | \$24,505            | \$69,404            | \$6,667,000          |
| \$250 - \$499              | \$2,830,268          | \$2,132,138          | \$1,850              | \$249,359            | \$7,682             | \$39,295            | \$5,260,593          |
| \$100 - \$249              | \$2,418,867          | \$1,687,049          | \$1,210              | \$233,267            | \$7,395             | \$25,009            | \$4,372,797          |
| \$1 - \$99                 | \$1,328,956          | \$952,354            | \$154                | \$59,332             | \$818               | \$8,561             | \$2,350,175          |
| <b>Gift / Pledge Total</b> | <b>\$227,944,328</b> | <b>\$192,345,431</b> | <b>\$148,291,396</b> | <b>\$145,241,804</b> | <b>\$96,802,024</b> | <b>\$40,253,369</b> | <b>\$850,878,352</b> |
| <b>Private Grant Total</b> |                      |                      |                      |                      |                     |                     | <b>\$470,006,205</b> |
| <b>DONOR COUNTS</b>        |                      |                      |                      |                      |                     |                     |                      |
| Giving Level               | Alumni               | Non Alumni           | Family Fndns.        | Corporations         | Foundations         | Other Orgs.         | Total                |
| \$100M+                    | 0                    | 2                    | 1                    | 0                    | 0                   | 0                   | 3                    |
| \$50M - \$99,999,999       | 0                    | 0                    | 0                    | 0                    | 0                   | 0                   | 0                    |
| \$10M - \$49,999,999       | 7                    | 7                    | 2                    | 2                    | 3                   | 0                   | 21                   |
| \$5M - \$9,999,999         | 4                    | 4                    | 0                    | 7                    | 5                   | 7                   | 27                   |
| \$1M - \$4,999,999         | 66                   | 69                   | 13                   | 43                   | 37                  | 30                  | 258                  |
| \$100,000 - \$999,999      | 355                  | 381                  | 63                   | 339                  | 154                 | 150                 | 1,442                |
| \$25,000 - \$99,999        | 715                  | 626                  | 55                   | 513                  | 124                 | 161                 | 2,194                |
| \$10,000 - \$24,999        | 1,375                | 1,219                | 56                   | 571                  | 84                  | 130                 | 3,435                |
| \$5,000 - \$9,999          | 2,301                | 1,939                | 43                   | 657                  | 76                  | 95                  | 5,111                |
| \$2,000 - \$4,999          | 4,393                | 3,943                | 26                   | 1,030                | 82                  | 129                 | 9,603                |
| \$1,000 - \$1,999          | 4,359                | 4,388                | 20                   | 1,017                | 61                  | 130                 | 9,975                |
| \$500 - \$999              | 7,624                | 6,411                | 12                   | 1,045                | 40                  | 120                 | 15,252               |
| \$250 - \$499              | 10,891               | 9,572                | 6                    | 883                  | 24                  | 128                 | 21,504               |
| \$100 - \$249              | 20,173               | 16,601               | 9                    | 1,829                | 54                  | 195                 | 38,861               |
| \$1 - \$99                 | 34,199               | 31,665               | 4                    | 1,515                | 17                  | 244                 | 67,644               |
| <b>Total</b>               | <b>86,462</b>        | <b>76,827</b>        | <b>310</b>           | <b>9,451</b>         | <b>761</b>          | <b>1,519</b>        | <b>175,330</b>       |

Source: UW Office of Development & Alumni Relation

This report shows the count of distinct donors and campaign total by giving level and donor type since July 1, 2000. \*"Giving Level" is determined by summing of all gift record types (including grants); however only gifts and pledges are used to calculate dollar totals in the "Dollars Raised" chart.



**CAMPAIGN PROGRESS BY PYRAMID, SINCE JULY 1, 2000**



175,330 Donor Count

Gift and Pledges \$850,878,352


Campaign Total: \$1,320,884,557 \*Campaign Working Goal: \$2,000,000,000 Percent Complete: 66.0%

Source: UW Office of Development

The counts of distinct donors and fundraising totals by giving level are shown. \*Unit campaign goals are still being finalized. Pyramid Levels are determined by summing all gift record types(including grants); however only gifts and pledges are used to calculate dollar totals displayed.

Job Number: 64482  
 February 2005

Campaign Progress Pyramid - Since July 1, 2000





## CAMPAIGN PROGRESS BY CONSTITUENCY

|                             | GIFTS                | Irrevocable Deferred Gifts |                     | PLEDGES              | Testamentary Commitments |                     | GRANTS               | Campaign - Private Voluntary Support |                        |              |
|-----------------------------|----------------------|----------------------------|---------------------|----------------------|--------------------------|---------------------|----------------------|--------------------------------------|------------------------|--------------|
|                             |                      | Donor Value                | Discount Value      |                      | Donor Value              | Discount Value      |                      | TOTAL                                | Working Goal           | % of Goal    |
| UW Medicine                 | \$210,301,273        | \$9,976,291                | \$4,587,385         | \$16,886,234         | \$16,714,853             | \$3,817,119         | \$235,980,054        | \$489,858,704                        | \$1,000,000,000        | 49.0%        |
| Architecture                | \$5,738,509          | \$244,117                  | \$78,098            | \$661,755            | \$0                      | \$0                 | \$1,422,775          | \$8,067,156                          | \$19,150,000           | 42.1%        |
| Arts and Sciences           | \$70,640,980         | \$4,846,321                | \$2,484,946         | \$8,994,798          | \$7,274,000              | \$4,282,001         | \$52,889,729         | \$144,645,828                        | \$240,000,000          | 60.3%        |
| Broadcast Services          | \$30,223,022         | \$0                        | \$0                 | \$10,543             | \$0                      | \$0                 | \$0                  | \$30,233,565                         | N/A                    | N/A          |
| Business School             | \$40,469,482         | \$741,794                  | \$337,793           | \$30,994,597         | \$3,000,271              | \$2,035,445         | \$190,200            | \$75,396,344                         | \$188,000,000          | 40.1%        |
| Dentistry                   | \$5,432,479          | \$20,000                   | \$7,801             | \$785,597            | \$100,000                | \$41,408            | \$3,387,559          | \$9,725,635                          | \$22,100,000           | 44.0%        |
| Education                   | \$7,376,693          | \$0                        | \$0                 | \$3,680,821          | \$0                      | \$0                 | \$7,883,747          | \$18,941,261                         | \$23,000,000           | 82.4%        |
| Engineering                 | \$97,587,982         | \$1,563,700                | \$624,899           | \$7,625,538          | \$1,750,000              | \$1,124,333         | \$46,266,799         | \$154,794,019                        | \$250,000,000          | 61.9%        |
| Evans Schl. of Pub. Affairs | \$8,542,074          | \$52,994                   | \$18,215            | \$681,832            | \$500,000                | \$265,793           | \$31,000,301         | \$40,777,201                         | \$40,000,000           | 101.9%       |
| Forest Resources            | \$5,532,361          | \$646,572                  | \$439,763           | \$762,365            | \$1,250,000              | \$637,648           | \$2,477,356          | \$10,668,654                         | \$17,700,000           | 60.3%        |
| Friday Harbor Labs          | \$4,989,195          | \$153,242                  | \$24,284            | \$382,056            | \$695,000                | \$438,421           | \$765,000            | \$6,984,493                          | \$12,000,000           | 58.2%        |
| Information School          | \$2,303,925          | \$0                        | \$0                 | \$115,506            | \$100,000                | \$64,666            | \$818,952            | \$3,338,383                          | \$5,000,000            | 66.8%        |
| Intercollegiate Athletics   | \$67,709,205         | \$211,597                  | \$102,931           | \$4,498,896          | \$0                      | \$0                 | \$0                  | \$72,419,699                         | \$110,000,000          | 65.8%        |
| Law                         | \$22,096,494         | \$1,292                    | \$1,292             | \$1,628,047          | \$0                      | \$0                 | \$817,947            | \$24,543,780                         | \$70,000,000           | 35.1%        |
| Libraries                   | \$3,895,013          | \$427,146                  | \$265,714           | \$139,999            | \$772,000                | \$379,527           | \$410,326            | \$5,644,484                          | \$9,000,000            | 62.7%        |
| Nursing                     | \$6,245,027          | \$275,000                  | \$119,617           | \$937,206            | \$1,475,000              | \$869,595           | \$6,161,632          | \$15,093,865                         | \$24,000,000           | 62.9%        |
| Ocean and Fisheries         | \$9,475,335          | \$562,500                  | \$187,134           | \$1,009,729          | \$0                      | \$0                 | \$13,082,276         | \$24,129,840                         | \$34,000,000           | 71.0%        |
| Pharmacy                    | \$6,034,121          | \$0                        | \$0                 | \$489,847            | \$0                      | \$0                 | \$3,583,455          | \$10,107,423                         | \$10,260,000           | 98.5%        |
| President's Funds           | \$4,481,926          | \$274,582                  | \$124,004           | \$610,919            | \$1,750,000              | \$823,656           | \$0                  | \$7,117,427                          | N/A                    | N/A          |
| Public Health               | \$12,503,064         | \$50,259                   | \$24,777            | \$720,559            | \$0                      | \$0                 | \$48,336,085         | \$61,609,967                         | \$90,000,000           | 68.5%        |
| Scholar. & Student Progs.   | \$19,335,481         | \$321,293                  | \$97,431            | \$2,103,162          | \$550,000                | \$239,963           | \$501,568            | \$22,811,505                         | \$40,000,000           | 57.0%        |
| Social Work                 | \$1,468,639          | \$165,797                  | \$33,243            | \$206,829            | \$0                      | \$0                 | \$4,227,519          | \$6,068,784                          | \$10,000,000           | 60.7%        |
| University Press            | \$1,175,472          | \$83,788                   | \$35,275            | \$31,744             | \$0                      | \$0                 | \$0                  | \$1,291,004                          | \$3,000,000            | 43.0%        |
| University Support          | \$18,295,139         | \$808,240                  | \$579,069           | \$9,122,014          | \$12,521,091             | \$4,500,384         | \$9,682,725          | \$50,429,209                         | N/A                    | N/A          |
| UW Bothell                  | \$1,919,455          | \$0                        | \$0                 | \$244,987            | \$0                      | \$0                 | \$50,500             | \$2,214,942                          | \$5,700,000            | 38.9%        |
| UW Tacoma                   | \$10,407,425         | \$150,000                  | \$150,000           | \$10,544,262         | \$2,800,000              | \$1,594,562         | \$69,700             | \$23,971,388                         | \$30,000,000           | 79.9%        |
| <b>All UW Total</b>         | <b>\$674,179,769</b> | <b>\$21,576,525</b>        | <b>\$10,323,671</b> | <b>\$103,869,843</b> | <b>\$51,252,215</b>      | <b>\$21,114,521</b> | <b>\$470,006,205</b> | <b>\$1,320,884,557</b>               | <b>\$2,000,000,000</b> | <b>66.0%</b> |


Source: UW Office of Development

Fundraising progress toward campaign working goals by constituency area (school/college/program). Campaign total is the sum of gifts, grants, active pledges and donor values of irrevocable deferred gifts and testamentary commitments. "N/A" is not applicable. 1 - "Pledges" are those in active status only. 2 - "Grants" are private grants only. 3 - Unit campaign working goals are still being finalized.

Job Number: 64482

February 2005

Campaign Progress by Constituency - Since July 2000



**CAMPAIGN FUNDING THEME PROGRESS - JULY 2000 - PRESENT**

| THEME                                    | CURRENT USE            | ENDOWMENT            | TOTAL                  |
|--|------------------------|----------------------|------------------------|
| Student Support                          | \$59,906,525           | \$74,219,015         | \$134,125,541          |
| Faculty Support                          | \$66,936,320           | \$76,885,516         | \$143,821,836          |
| Program Support for Faculty and Students | \$578,914,449          | \$71,175,909         | \$650,090,358          |
| Capital                                  | \$247,318,928          | \$878,269            | \$248,197,196          |
| Unrestricted                             | \$117,054,623          | \$27,595,003         | \$144,649,626          |
| <b>Total</b>                             | <b>\$1,070,130,846</b> | <b>\$250,753,712</b> | <b>\$1,320,884,557</b> |
| Goal                                     | \$1,600,000,000        | \$400,000,000        | \$2,000,000,000        |
| % to Goal                                | 66.9%                  | 62.7%                | 66.0%                  |

Source: UW Office of Development

This report shows contribution totals by campaign theme/priority since July 1, 2000.

Job Number: 64482  
 February 2005

Campaign Theme Progress



DEVELOPMENT SUMMARY - TOTAL PRIVATE VOLUNTARY SUPPORT

| AREA                        | YEAR TO DATE DONOR VALUES |                     |                      |
|-----------------------------|---------------------------|---------------------|----------------------|
|                             | GIFTS                     | PRIVATE GRANTS      | TOTAL                |
| UW Seattle                  |                           |                     |                      |
| UW Medicine                 | \$28,406,144              | \$29,080,685        | \$57,486,829         |
| Architecture                | \$352,350                 | \$282,366           | \$634,716            |
| Arts and Sciences           | \$12,384,114              | \$4,980,730         | \$17,364,844         |
| Broadcast Services          | \$5,238,135               |                     | \$5,238,135          |
| Business School             | \$9,026,972               | \$40,200            | \$9,067,172          |
| Dentistry                   | \$924,811                 | \$91,719            | \$1,016,530          |
| Education                   | \$1,398,164               | \$1,975,797         | \$3,373,961          |
| Engineering                 | \$14,371,804              | \$5,502,885         | \$19,874,689         |
| Evans Schl. of Pub. Affairs | \$379,814                 | \$8,215,983         | \$8,595,797          |
| Forest Resources            | \$922,823                 | \$243,873           | \$1,166,696          |
| Graduate School             | \$1,066,366               | \$1,145,228         | \$2,211,594          |
| Information School          | \$279,095                 | \$54,275            | \$333,370            |
| Intercollegiate Athletics   | \$10,395,029              |                     | \$10,395,029         |
| Law                         | \$1,173,318               | \$25,000            | \$1,198,318          |
| Libraries                   | \$729,585                 |                     | \$729,585            |
| Nursing                     | \$959,780                 | \$432,782           | \$1,392,562          |
| Ocean and Fisheries         | \$1,912,931               | \$5,086,160         | \$6,999,091          |
| Pharmacy                    | \$1,534,716               | \$552,564           | \$2,087,280          |
| President's Funds           | \$509,454                 |                     | \$509,454            |
| Public Health               | \$885,247                 | \$6,527,534         | \$7,412,781          |
| Scholar. & Student Progs.   | \$3,401,479               |                     | \$3,401,479          |
| Social Work                 | \$514,727                 | \$430,914           | \$945,641            |
| UW Alumni Association       | \$552,239                 |                     | \$552,239            |
| University Press            | \$217,481                 |                     | \$217,481            |
| University Support          | \$5,999,053               | \$4,743             | \$6,003,796          |
| Washington Tech. Center     |                           |                     |                      |
| UW Bothell                  | \$224,060                 |                     | \$224,060            |
| UW Tacoma                   | \$395,489                 | \$2,400             | \$397,889            |
| <b>All UW Total</b>         | <b>\$104,155,194</b>      | <b>\$64,675,838</b> | <b>\$168,831,032</b> |

Source: UW Office of Development

Contribution totals for the major Development areas of the University are shown.

Job Number: 64482

February 2005

Development Area Summary - Total Private Voluntary Support



## DEVELOPMENT SUMMARY - GIFTS AND PRIVATE GRANTS

| AREA                        | CURRENT MONTH |                     | YEAR TO DATE  |                      | PRIOR YEAR TO DATE |                      | PRIOR FISCAL YEAR |                      |
|-----------------------------|---------------|---------------------|---------------|----------------------|--------------------|----------------------|-------------------|----------------------|
|                             | Donors        | Value               | Donors        | Value                | Donors             | Value                | Donors            | Value                |
| UW Seattle                  |               |                     |               |                      |                    |                      |                   |                      |
| UW Medicine                 | 2,229         | \$4,810,631         | 13,702        | \$57,486,829         | 10,978             | \$47,953,734         | 15,677            | \$73,746,044         |
| Architecture                | 99            | \$17,242            | 819           | \$634,716            | 757                | \$1,165,054          | 1,125             | \$1,526,446          |
| Arts and Sciences           | 955           | \$1,641,333         | 11,729        | \$17,364,844         | 11,124             | \$13,919,932         | 15,042            | \$21,258,923         |
| Broadcast Services          | 569           | \$901,801           | 2,162         | \$5,238,135          | 2,143              | \$4,805,867          | 3,055             | \$8,003,070          |
| Business School             | 159           | \$378,409           | 3,188         | \$9,067,172          | 3,018              | \$7,016,955          | 3,774             | \$8,104,326          |
| Dentistry                   | 89            | \$89,632            | 970           | \$1,016,530          | 977                | \$985,445            | 1,314             | \$1,166,282          |
| Education                   | 209           | \$48,943            | 1,141         | \$3,373,961          | 1,196              | \$1,712,912          | 1,559             | \$2,231,526          |
| Engineering                 | 143           | \$2,328,511         | 2,834         | \$19,874,689         | 3,029              | \$14,988,472         | 3,709             | \$23,824,360         |
| Evans Schl. of Pub. Affairs | 76            | \$231,866           | 562           | \$8,595,797          | 323                | \$8,667,953          | 420               | \$8,704,838          |
| Forest Resources            | 251           | \$250,266           | 843           | \$1,166,696          | 890                | \$1,469,285          | 1,055             | \$1,860,102          |
| Graduate School             | 36            | \$34,113            | 232           | \$2,211,594          | 536                | \$1,783,645          | 890               | \$2,265,996          |
| Information School          | 23            | \$2,097             | 452           | \$333,370            | 442                | \$293,289            | 528               | \$463,842            |
| Intercollegiate Athletics   | 5,432         | \$3,386,909         | 10,538        | \$10,395,029         | 10,181             | \$8,442,789          | 21,719            | \$12,479,465         |
| Law                         | 81            | \$15,815            | 1,321         | \$1,198,318          | 1,371              | \$1,760,792          | 1,703             | \$2,886,862          |
| Libraries                   | 658           | \$66,420            | 1,884         | \$729,585            | 2,039              | \$434,868            | 3,589             | \$616,206            |
| Nursing                     | 110           | \$28,520            | 1,373         | \$1,392,562          | 1,378              | \$1,610,174          | 1,617             | \$1,922,445          |
| Ocean and Fisheries         | 56            | \$80,530            | 518           | \$6,999,091          | 431                | \$3,457,082          | 553               | \$4,155,330          |
| Pharmacy                    | 109           | \$549,648           | 827           | \$2,087,280          | 901                | \$1,183,054          | 1,061             | \$1,494,282          |
| President's Funds           | 145           | \$60,788            | 1,276         | \$509,454            | 1,957              | \$447,548            | 2,322             | \$869,415            |
| Public Health               | 135           | \$1,337,525         | 461           | \$7,412,781          | 514                | \$5,048,833          | 584               | \$6,667,414          |
| Scholar. & Student Progs.   | 230           | \$43,655            | 2,218         | \$3,401,479          | 2,798              | \$3,491,717          | 4,958             | \$5,858,592          |
| Social Work                 | 90            | \$76,156            | 503           | \$945,641            | 680                | \$443,396            | 795               | \$492,520            |
| UW Alumni Association       | 1,113         | \$51,413            | 11,978        | \$552,239            | 14,199             | \$628,301            | 22,454            | \$1,032,281          |
| University Press            | 14            | \$17,495            | 235           | \$217,481            |                    |                      |                   |                      |
| University Support          | 132           | \$206,151           | 967           | \$6,003,796          | 737                | \$1,872,351          | 1,245             | \$4,627,937          |
| Washington Tech. Center     |               |                     |               |                      | 1                  | \$173,973            | 1                 | \$219,908            |
| UW Bothell                  | 75            | \$3,598             | 267           | \$224,060            | 168                | \$220,334            | 274               | \$248,742            |
| UW Tacoma                   | 135           | \$7,361             | 310           | \$397,889            | 333                | \$652,175            | 549               | \$3,050,522          |
| <b>All UW Unique Total</b>  | <b>12,786</b> | <b>\$16,666,841</b> | <b>62,750</b> | <b>\$168,831,032</b> | <b>62,105</b>      | <b>\$134,629,942</b> | <b>91,903</b>     | <b>\$199,777,690</b> |


Source: UW Office of Development

The number of donors and contribution totals for the major Development areas of the University are shown. Dollar values are based on donor values.

Job Number: 64482

February 2005

Development Area Summary - Gifts and Private Grants



## DEVELOPMENT SUMMARY - GIFTS

| AREA                        | CURRENT MONTH |                     | YEAR TO DATE  |                      | PRIOR YEAR TO DATE |                     | PRIOR FISCAL YEAR |                      |
|-----------------------------|---------------|---------------------|---------------|----------------------|--------------------|---------------------|-------------------|----------------------|
|                             | Donors        | Value               | Donors        | Value                | Donors             | Value               | Donors            | Value                |
| UW Seattle                  |               |                     |               |                      |                    |                     |                   |                      |
| UW Medicine                 | 2,189         | \$3,170,426         | 13,486        | \$28,406,144         | 10,792             | \$21,858,188        | 15,479            | \$36,774,110         |
| Architecture                | 99            | \$17,242            | 818           | \$352,350            | 754                | \$864,560           | 1,123             | \$1,225,952          |
| Arts and Sciences           | 947           | \$1,168,767         | 11,677        | \$12,384,114         | 11,071             | \$8,326,636         | 14,989            | \$14,525,068         |
| Broadcast Services          | 569           | \$901,801           | 2,162         | \$5,238,135          | 2,143              | \$4,805,867         | 3,055             | \$8,003,070          |
| Business School             | 159           | \$378,409           | 3,187         | \$9,026,972          | 3,018              | \$7,016,955         | 3,774             | \$8,104,326          |
| Dentistry                   | 89            | \$89,632            | 967           | \$924,811            | 973                | \$678,236           | 1,310             | \$859,073            |
| Education                   | 209           | \$48,943            | 1,138         | \$1,398,164          | 1,192              | \$1,198,045         | 1,554             | \$1,474,556          |
| Engineering                 | 136           | \$2,043,264         | 2,786         | \$14,371,804         | 2,986              | \$9,196,902         | 3,654             | \$15,709,271         |
| Evans Schl. of Pub. Affairs | 72            | \$30,175            | 543           | \$379,814            | 315                | \$668,287           | 412               | \$705,172            |
| Forest Resources            | 247           | \$166,172           | 839           | \$922,823            | 887                | \$1,386,413         | 1,050             | \$1,730,480          |
| Graduate School             | 36            | \$34,113            | 227           | \$1,066,366          | 533                | \$924,716           | 886               | \$1,402,400          |
| Information School          | 23            | \$2,097             | 451           | \$279,095            | 441                | \$218,092           | 527               | \$388,645            |
| Intercollegiate Athletics   | 5,432         | \$3,386,909         | 10,538        | \$10,395,029         | 10,181             | \$8,442,789         | 21,719            | \$12,479,465         |
| Law                         | 81            | \$15,815            | 1,319         | \$1,173,318          | 1,371              | \$1,760,792         | 1,703             | \$2,886,862          |
| Libraries                   | 658           | \$66,420            | 1,884         | \$729,585            | 2,039              | \$434,868           | 3,589             | \$616,206            |
| Nursing                     | 110           | \$28,520            | 1,365         | \$959,780            | 1,369              | \$887,552           | 1,609             | \$1,198,123          |
| Ocean and Fisheries         | 54            | \$3,030             | 503           | \$1,912,931          | 419                | \$2,282,217         | 537               | \$2,827,176          |
| Pharmacy                    | 108           | \$250,686           | 822           | \$1,534,716          | 898                | \$921,383           | 1,058             | \$1,232,611          |
| President's Funds           | 145           | \$60,788            | 1,276         | \$509,454            | 1,957              | \$447,548           | 2,322             | \$869,415            |
| Public Health               | 128           | \$8,876             | 432           | \$885,247            | 484                | \$308,272           | 551               | \$603,827            |
| Scholar. & Student Progs.   | 230           | \$43,655            | 2,218         | \$3,401,479          | 2,797              | \$3,490,117         | 4,957             | \$5,855,992          |
| Social Work                 | 89            | \$47,656            | 493           | \$514,727            | 675                | \$79,639            | 790               | \$128,763            |
| UW Alumni Association       | 1,113         | \$51,413            | 11,978        | \$552,239            | 14,199             | \$628,301           | 22,454            | \$1,032,281          |
| University Press            | 14            | \$17,495            | 235           | \$217,481            |                    |                     |                   |                      |
| University Support          | 131           | \$203,196           | 965           | \$5,999,053          | 734                | \$1,366,251         | 1,241             | \$4,022,337          |
| Washington Tech. Center     |               |                     |               |                      | 1                  | \$173,973           | 1                 | \$219,908            |
| UW Bothell                  | 75            | \$3,598             | 267           | \$224,060            | 168                | \$220,334           | 274               | \$248,742            |
| UW Tacoma                   | 135           | \$7,361             | 309           | \$395,489            | 333                | \$652,175           | 549               | \$3,050,522          |
| <b>All UW Unique Total</b>  | <b>12,716</b> | <b>\$12,246,472</b> | <b>62,382</b> | <b>\$104,155,194</b> | <b>61,792</b>      | <b>\$79,239,120</b> | <b>91,572</b>     | <b>\$128,174,367</b> |


Source: UW Office of Development

The number of donors and contribution totals (gifts only) for the major Development areas of the University are shown. Dollar values are based on donor values.

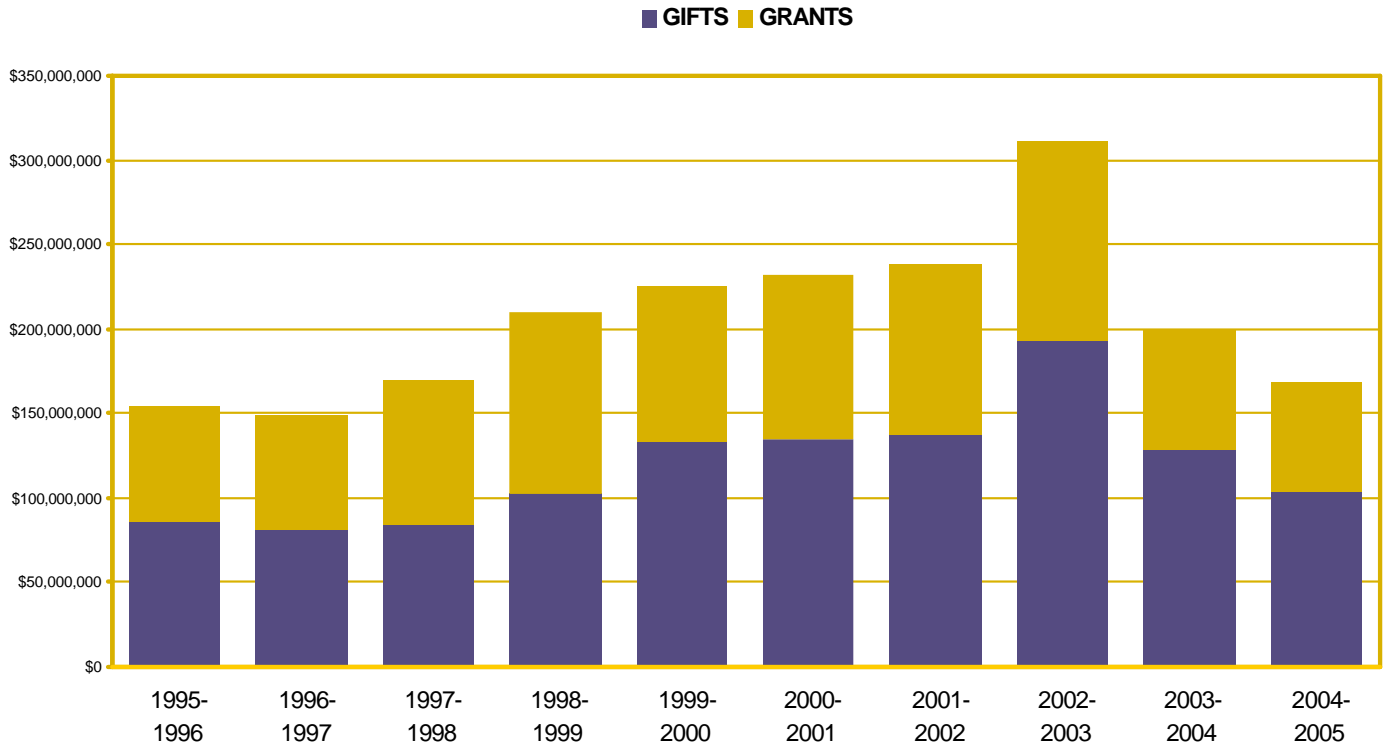
Job Number: 64482

February 2005

Development Area Summary - Gifts



COMPLETE FISCAL YEAR COMPARISON OF TOTAL CONTRIBUTIONS RECEIVED



| FISCAL YEAR | GIFTS         | GRANTS        | TOTAL CONTRIBUTIONS |
|-------------|---------------|---------------|---------------------|
| 2004- 2005  | \$104,155,194 | \$64,675,838  | \$168,831,032       |
| 2003- 2004  | \$128,174,367 | \$71,603,323  | \$199,777,690       |
| 2002- 2003  | \$192,573,183 | \$118,677,722 | \$311,250,905       |
| 2001- 2002  | \$137,959,340 | \$100,820,547 | \$238,779,887       |
| 2000- 2001  | \$134,805,190 | \$97,112,979  | \$231,918,169       |
| 1999- 2000  | \$134,037,997 | \$91,536,165  | \$225,574,162       |
| 1998- 1999  | \$102,925,077 | \$107,619,586 | \$210,544,663       |
| 1997- 1998  | \$84,718,016  | \$85,276,615  | \$169,994,631       |
| 1996- 1997  | \$81,892,963  | \$67,425,874  | \$149,318,837       |
| 1995- 1996  | \$85,036,511  | \$69,150,088  | \$154,186,599       |


Source: UW Office of Development

This graph compares the current fiscal year's contribution totals to each of the previous nine fiscal year's contribution totals.

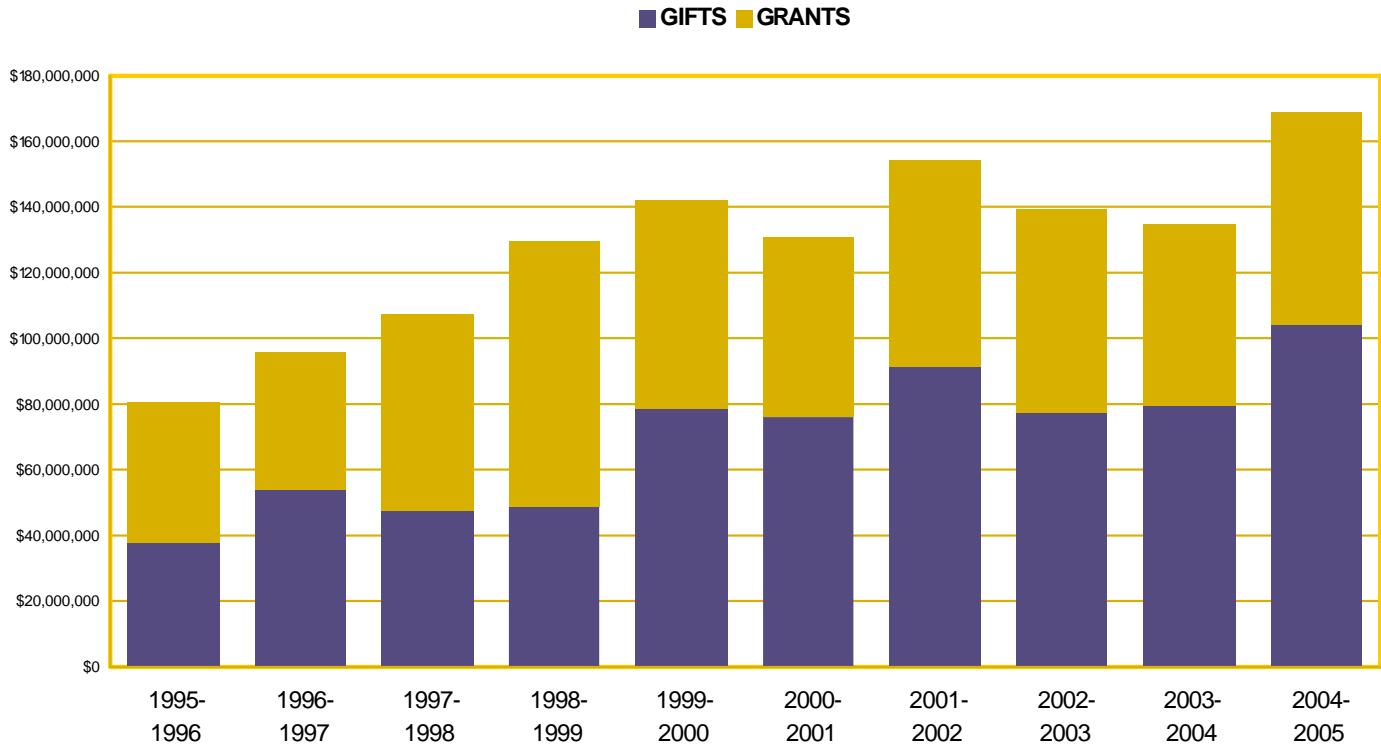
Job Number: 64482

February 2005

Fiscal Year Totals Graph




## YEAR TO DATE CONTRIBUTION TOTALS



| FISCAL YEAR | GIFTS         | GRANTS       | TOTAL CONTRIBUTIONS |
|-------------|---------------|--------------|---------------------|
| 2004- 2005  | \$104,155,194 | \$64,675,838 | \$168,831,032       |
| 2003- 2004  | \$79,239,120  | \$55,390,822 | \$134,629,942       |
| 2002- 2003  | \$77,350,454  | \$62,155,003 | \$139,505,457       |
| 2001- 2002  | \$91,058,605  | \$62,829,546 | \$153,888,151       |
| 2000- 2001  | \$75,901,732  | \$54,792,444 | \$130,694,176       |
| 1999- 2000  | \$78,708,694  | \$63,378,435 | \$142,087,129       |
| 1998- 1999  | \$48,885,063  | \$80,502,168 | \$129,387,231       |
| 1997- 1998  | \$47,295,493  | \$60,025,961 | \$107,321,454       |
| 1996- 1997  | \$54,153,250  | \$41,551,252 | \$95,704,502        |
| 1995- 1996  | \$37,778,705  | \$43,124,176 | \$80,902,881        |

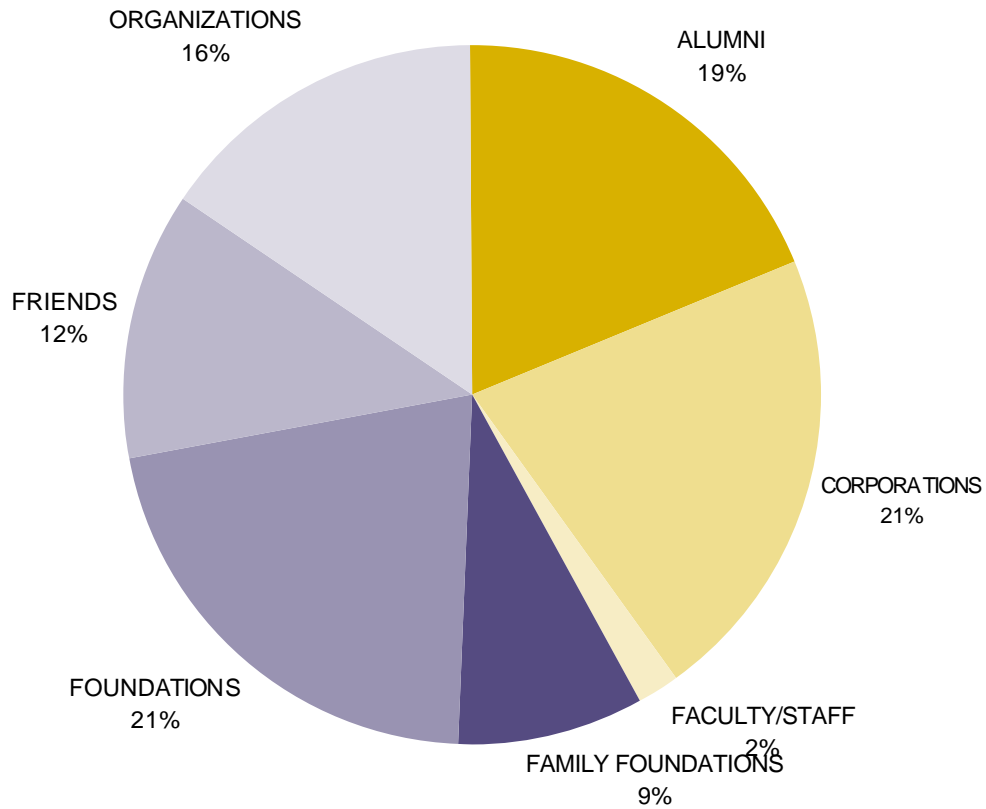
Source: UW Office of Development

This graph compares the current fiscal year's contribution totals to each of the previous nine fiscal year's contribution totals.





DEVELOPMENT ACTIVITY BY DONOR TYPE IN CURRENT FISCAL YEAR




| DONOR TYPE         | YEAR TO DATE |              | PRIOR YEAR TO DATE |              | PRIOR FISCAL YEAR |              |
|--------------------|--------------|--------------|--------------------|--------------|-------------------|--------------|
|                    | Donors       | Value        | Donors             | Value        | Donors            | Value        |
| Alumni             | 34,436       | \$31,928,772 | 36,987             | \$23,961,275 | 49,719            | \$37,211,864 |
| Corporations       | 2,457        | \$35,757,623 | 2,447              | \$31,466,111 | 3,760             | \$46,349,831 |
| Faculty/Staff      | 2,785        | \$3,077,036  | 2,375              | \$2,351,780  | 3,171             | \$3,335,421  |
| Family Foundations | 144          | \$14,621,895 | 140                | \$14,044,935 | 161               | \$21,205,792 |
| Foundations        | 299          | \$36,234,529 | 315                | \$25,847,567 | 387               | \$34,932,399 |
| Friends            | 22,316       | \$20,786,903 | 19,523             | \$14,491,096 | 34,361            | \$27,532,116 |
| Organizations      | 387          | \$26,424,273 | 364                | \$22,467,177 | 494               | \$29,210,266 |

Source: UW Office of Development

This graph shows the sources of contributions for the current year to date. Dollar values are based on donor value.

Job Number: 64482  
 February 2005

Development Activity by Donor Type in Current Fiscal Year Chart





## ALUMNI PARTICIPATION BY CONSTITUENCY

| AREA                           | CURRENT FISCAL YEAR TO DATE |               |              | PREVIOUS FISCAL YEAR TO DATE |               |              |              |
|--------------------------------|-----------------------------|---------------|--------------|------------------------------|---------------|--------------|--------------|
|                                | Solicitible                 | Donors        | Partic. Rate | Solicitible                  | Donors        | Partic. Rate | Final %      |
| UW Seattle                     |                             |               |              |                              |               |              |              |
| UW Medicine                    | 15,842                      | 2,523         | 15.9%        | 16,430                       | 2,462         | 15.0%        | 19.6%        |
| Architecture                   | 7,192                       | 937           | 13.0%        | 7,307                        | 1,017         | 13.9%        | 18.9%        |
| Arts and Sciences              | 121,216                     | 14,046        | 11.6%        | 128,104                      | 14,953        | 11.7%        | 15.8%        |
| Business School                | 34,015                      | 5,298         | 15.6%        | 35,210                       | 5,698         | 16.2%        | 22.0%        |
| Dentistry                      | 4,301                       | 919           | 21.4%        | 4,312                        | 1,020         | 23.7%        | 31.3%        |
| Education                      | 18,677                      | 2,536         | 13.6%        | 20,049                       | 2,768         | 13.8%        | 18.9%        |
| Engineering                    | 29,399                      | 3,404         | 11.6%        | 30,589                       | 3,806         | 12.4%        | 16.6%        |
| Evans Schl. Of Pub. Affairs    | 1,872                       | 297           | 15.9%        | 1,797                        | 332           | 18.5%        | 23.9%        |
| Forest Resources               | 4,382                       | 559           | 12.8%        | 4,468                        | 601           | 13.5%        | 17.6%        |
| Interdisc. Grad. Programs      | 1,161                       | 151           | 13.0%        | 1,128                        | 197           | 17.5%        | 22.5%        |
| Interschool Programs           | 241                         | 31            | 12.9%        | 219                          | 21            | 9.6%         | 16.9%        |
| Information School             | 3,786                       | 652           | 17.2%        | 3,869                        | 696           | 18.0%        | 23.0%        |
| Law                            | 7,070                       | 1,282         | 18.1%        | 7,008                        | 1,375         | 19.6%        | 25.6%        |
| School Of Nursing              | 7,976                       | 1,497         | 18.8%        | 8,092                        | 1,643         | 20.3%        | 24.8%        |
| Ocean & Fisheries              | 3,560                       | 479           | 13.5%        | 3,705                        | 507           | 13.7%        | 18.1%        |
| Pharmacy                       | 3,147                       | 681           | 21.6%        | 3,159                        | 805           | 25.5%        | 31.9%        |
| Public Health                  | 3,139                       | 505           | 16.1%        | 3,044                        | 523           | 17.2%        | 21.4%        |
| Social Work                    | 5,707                       | 660           | 11.6%        | 6,008                        | 783           | 13.0%        | 16.3%        |
| Undergrad. Interdisc. Programs | 67                          | 5             | 7.5%         | 44                           | 4             | 9.1%         | 25.0%        |
| UW Bothell                     | 3,580                       | 319           | 8.9%         | 3,258                        | 291           | 8.9%         | 12.8%        |
| UW Tacoma                      | 4,016                       | 280           | 7.0%         | 3,595                        | 274           | 7.6%         | 12.5%        |
| Unspecified                    | 11,614                      | 1,900         | 16.4%        | 12,900                       | 2,033         | 15.8%        | 22.1%        |
| <b>All UW Total</b>            | <b>267,179</b>              | <b>34,436</b> | <b>12.9%</b> | <b>278,939</b>               | <b>36,987</b> | <b>13.3%</b> | <b>17.8%</b> |

Source: UW Office of Development

Job Number: 64482  
February 2005

Alumni Participation

