

VII. STANDING COMMITTEES

B. Finance and Audit Committee

In Joint Session With

C. Capital Assets Committee

Grant and Contract Awards – January, 2005

RECOMMENDED ACTION:

It is the recommendation of the administration and the Finance and Audit Committee that the Board of Regents accept the Grant and Contract Awards as presented on the attached list.

Attachment: Grant and Contract Awards Summary
Report of Grant and Contract Awards of
\$1,000,000 or More

Grant and Contract Awards Summary

to

The Board of Regents

of the

University of Washington

for

January 2005

Office of Research

Office of Sponsored Programs

Table of Contents

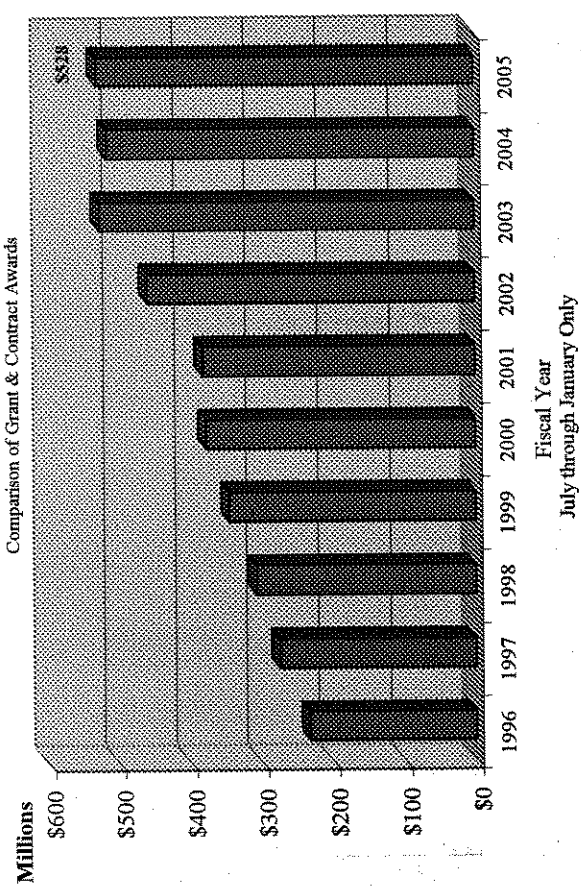
	Page
Award Highlights	2
Graphic Summary of Award Activity	3
Summary of Grant and Contract Awards	4
Comparison of Grant and Contract Awards by Agency	5
Comparison of Grant and Contract Awards by School/College	6
Listing of Awards for College of Arts and Sciences by Department	7
Summary of Grant Awards - Excluding Private Awards	8
Summary of Private Grant Awards	9
Summary of Contract Awards	10

JANUARY HIGHLIGHTS

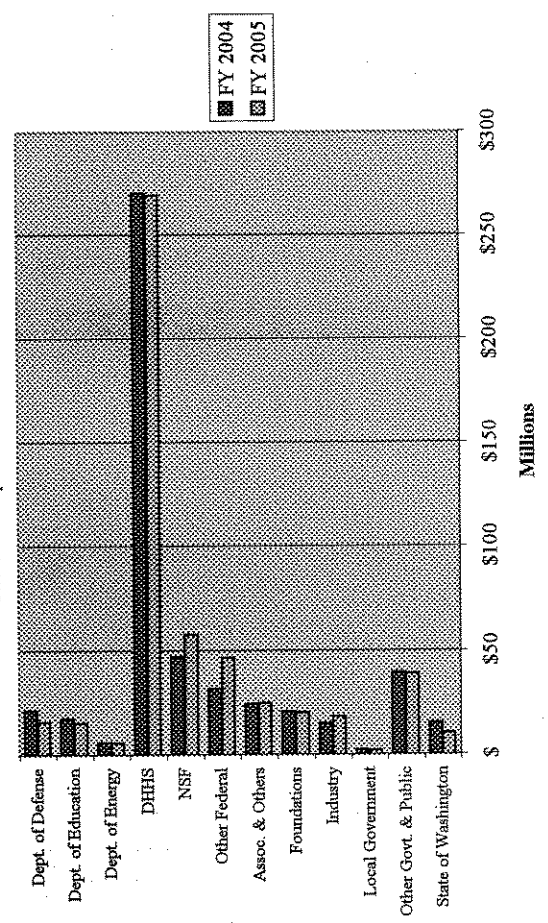
The National Science Foundation awarded a grant in the amount of \$1,168,861 for a project under the direction of James M. Morrison, Principal Oceanographer, of the Applied Physics Laboratory entitled "North Pole Environment Observatory." The scientists involved with this program have established a Project Office for the Study of Environmental Arctic Change (SEARCH). The motivating factor is an understanding that the Arctic is in the midst of significant interrelated physical changes involving the atmosphere and the ocean. The SEARCH Project Office provides planning, coordination and administrative support to guide in further exploration of the observed interrelated changes. It will communicate its activities to the science community and the public.

The Seattle-King County Department of Public Health awarded a grant in the amount of \$369,840 for a project under the direction of Associate Professor Kurt L. Johnson of the Department of Rehabilitation Medicine entitled "Employment Training Developmental Disabilities." These funds support an on-going service arrangement with King County for vocational training for developmentally disabled adults. These services are restricted to King County residents who have been declared eligible by the State Division of Developmental Disabilities. The UW will coordinate services and resources, as appropriate, to meet the needs of disabled individuals in order to complement and maximize available resources. Services will have a clear outcome for individuals consistent with an Individual Service Plan and Annual Service Review.

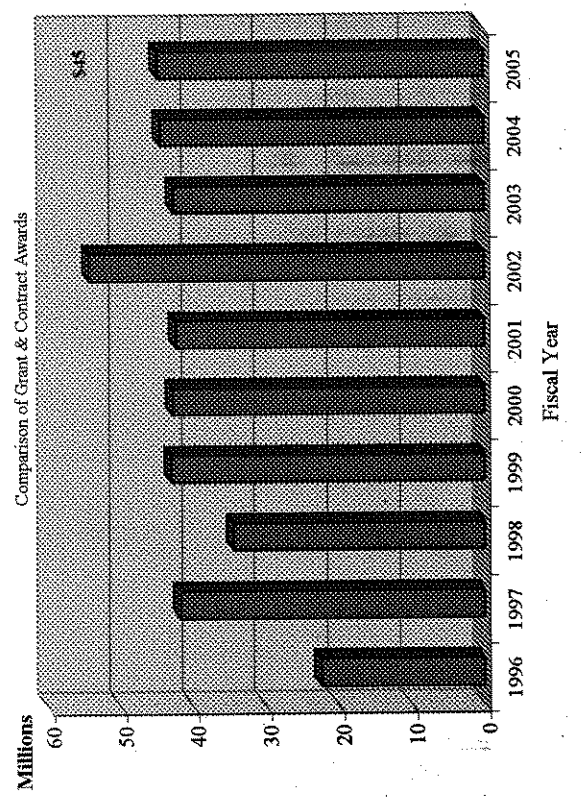
YEAR-TO-DATE
Comparison of Grant & Contract Awards



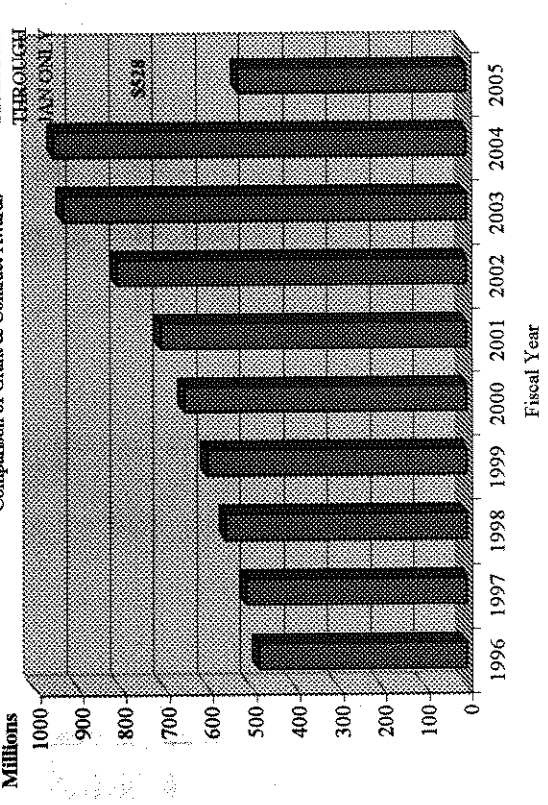
JULY THROUGH JANUARY
Two Year Comparison of Grant & Contract Awards



JANUARY ONLY
Comparison of Grant & Contract Awards



COMPLETE FISCAL YEAR
Comparison of Grant & Contract Awards



Summary of Grant and Contract Awards
Fiscal Year 2004-2005

Month	RESEARCH		TRAINING		Total
	Federal	Non-Federal	Federal	Non-Federal	Grants and Contracts
July	\$59,948,697	\$15,490,944	\$6,142,165	\$2,586,862	\$84,168,668
August	\$82,841,472	\$16,029,595	\$8,528,029	\$2,376,175	\$109,775,271
September	\$97,039,843	\$14,184,402	\$13,804,079	\$4,691,741	\$129,720,065
October	\$47,512,914	\$15,994,709	\$10,144,334	\$5,762,687	\$79,414,644
November	\$11,718,550	\$12,792,667	\$7,763,675	\$1,809,803	\$34,084,695
December	\$22,620,816	\$11,009,686	\$11,259,228	\$936,242	\$45,825,972
January	\$27,733,231	\$10,607,078	\$4,901,594	\$1,637,010	\$44,878,913
February					
March					
April					
May					
June					
Current Year to Date	\$349,415,523	\$96,109,081	\$62,543,104	\$19,800,520	\$527,868,228
Previous Year to Date	\$347,734,565	\$98,946,990	\$47,245,123	\$19,785,734	\$513,712,412
Over (Under) Previous Year	\$1,680,958	(\$2,837,909)	\$15,297,981	\$14,786	\$14,155,816

Assuming acceptance of all awards by the Board of Regents

Comparison of Grant and Contract Awards by Agency
Fiscal Years 2003-2004 and 2004-2005

Agency	July-Jan FY04	July-Jan FY05
Department of Defense	\$21,559,948	\$16,167,499
Department of Education	\$17,523,627	\$15,493,924
Department of Energy	\$6,038,444	\$5,875,955
Dept. of Health and Human Services	\$270,353,002	\$269,361,755
National Science Foundation	\$47,339,214	\$57,985,343
Other Federal	\$32,165,453	\$47,074,151
Subtotal for Federal:	\$394,979,688	\$411,958,627
Associations .Others	\$24,844,027	\$24,980,628
Foundations	\$20,966,808	\$20,374,448
Industry	\$15,110,203	\$18,681,948
Local Government	\$2,465,000	\$2,214,376
Other Government and Public Agencies	\$39,817,589	\$39,231,057
State of Washington	\$15,529,097	\$10,427,144
Subtotal for Non-Federal:	\$118,732,724	\$115,909,601
Grand Total :	\$513,712,412	\$527,868,228
Amount of Increase (Decrease):		\$14,155,816
Percent of Increase (Decrease):		2.8%

Assuming acceptance of all awards by the Board of Regents

**Comparison of Grant and Contract Awards by School/College
Fiscal Years 2003-2004 and 2004-2005**

School/College	July-Jan FY04	July-Jan FY05
Upper Campus		
Achitecture and Urban Planning	\$1,760,526	\$581,763
Arts and Science	\$53,682,880	\$41,001,091
Business Administration	\$0	\$396,250
Education	\$6,678,277	\$11,209,263
Engineering	\$45,563,907	\$44,455,446
Evans School of Public Affairs	\$8,707,608	\$6,060,058
Forest Resources	\$4,505,046	\$3,420,539
Graduate School	\$910,018	\$2,840,306
Information School	\$1,021,245	\$1,103,769
Law	\$0	\$2,101,778
Ocean and Fishery Sciences	\$37,016,133	\$40,401,584
Office of Research	\$7,636,994	\$15,854,725
Social Work	\$13,539,577	\$12,259,624
Undergraduate Education	\$118,897	\$141,228
Subtotal :	\$181,141,108	\$181,827,424
Health Sciences		
Dentistry	\$10,061,586	\$5,882,718
Medicine	\$252,179,135	\$237,395,140
Nursing	\$10,675,980	\$8,523,504
Pharmacy	\$7,068,370	\$7,231,035
Public Health and Community Medicine	\$31,874,780	\$55,408,202
Subtotal :	\$311,859,851	\$314,440,599
Special Programs		
Health Sciences Special Programs	\$11,441,968	\$19,875,345
Other Special Programs	\$8,797,007	\$9,961,025
Subtotal :	\$20,238,975	\$29,836,370
Branch Campuses		
Branch Campuses (Bothell)	\$379,978	\$1,569,267
Branch Campuses (Tacoma)	\$92,500	\$194,568
Subtotal :	\$472,478	\$1,763,835
Grand Total :	\$513,712,412	\$527,868,228

Assuming acceptance of all awards by the Board of Regents

List of Awards for Arts and Sciences

Department	July-Jan FY04	July-Jan FY05
Center for Humanities	\$10,000	\$0
Center for Statistics and the Social Sciences	\$443,204	\$296,482
Center for Studies in Demography and Ecology	\$1,146,081	\$412,741
College of Arts and Sciences	\$0	\$1,150,692
Department of Anthropology	\$559,908	\$321,418
Department of Applied Mathematics	\$918,860	\$456,546
Department of Asian Languages and Literature	\$0	\$10,000
Department of Astronomy	\$1,438,934	\$1,226,140
Department of Atmospheric Sciences	\$6,345,528	\$2,878,745
Department of Biology	\$9,103,830	\$3,075,542
Department of Chemistry	\$11,693,599	\$11,230,015
Department of Classics	\$44,656	\$0
Department of Communication	\$626,494	\$889,500
Department of Earth and Space Sciences	\$4,158,126	\$4,625,712
Department of English	\$3,000	\$0
Department of Geography	\$1,274,023	\$311,978
Department of Germanics	\$36,000	\$36,000
Department of History	\$123,805	\$80,000
Department of Mathematics	\$788,953	\$3,171,427
Department of Near Eastern Languages & Civilization	\$314,550	\$2,000
Department of Physics	\$2,037,341	\$3,114,506
Department of Political Science	\$171,577	\$0
Department of Psychology	\$5,214,664	\$4,114,775
Department of Scandinavian Languages and Literature	\$27,273	\$27,273
Department of Sociology	\$170,705	\$93,964
Department of Speech and Hearing Sciences	\$435,257	\$602,911
Department of Statistics	\$1,141,844	\$719,209
Henry M. Jackson School of International Studies	\$4,907,640	\$1,318,758
Institute for Nuclear Theory	\$176,700	\$195,000
Public Performing Arts	\$11,356	\$63,390
School of Music	\$0	\$11,180
Sociology	\$0	\$22,718
Thomas Burke Memorial Washington State Museum	\$358,972	\$542,469
	\$53,682,880	\$41,001,091

Assuming acceptance of all awards by the Board of Regents

Summary of Grant Awards

Fiscal Year 2004-2005

(Excluding Private Awards from Foundations, Industry, Associations and Other)

Month	RESEARCH		TRAINING		Total Grants
	Federal	Non-Federal	Federal	Non-Federal	
July	\$55,974,193	\$6,566,850	\$5,628,040	\$419,247	\$68,588,330
August	\$81,537,111	\$3,607,384	\$8,409,062	\$286,194	\$93,839,751
September	\$91,915,174	\$4,443,388	\$13,472,578	\$2,050,573	\$111,881,713
October	\$38,700,760	\$3,127,126	\$10,006,094	\$587,266	\$52,421,246
November	\$10,112,191	\$5,475,868	\$7,364,454	\$195,093	\$23,147,606
December	\$19,875,113	\$3,182,322	\$11,174,372	\$73,083	\$34,304,890
January	\$26,584,659	\$2,100,436	\$4,807,682	\$239,176	\$33,731,953
February					
March					
April					
May					
June					
Year to Date	\$324,699,201	\$28,503,374	\$60,862,282	\$3,850,632	\$417,915,489

Assuming acceptance of all awards by the Board of Regents

Summary of Grant Awards

Fiscal Year 2004-2005

(Private Awards from Foundations, Industry, Associations and Other)

Month	RESEARCH	TRAINING	Total Grants
July	\$4,689,311	\$1,326,279	\$6,015,590
August	\$6,122,163	\$1,311,941	\$7,434,104
September	\$4,654,889	\$1,752,306	\$6,407,195
October	\$9,071,080	\$602,381	\$9,673,461
November	\$4,857,082	\$1,482,411	\$6,339,493
December	\$4,783,350	\$670,728	\$5,454,078
January	\$5,950,843	\$826,739	\$6,777,582
February			
March			
April			
May			
June			
Year to Date	\$40,128,718	\$7,972,785	\$48,101,503

Assuming acceptance of all awards by the Board of Regents

Summary of Contract Awards

Fiscal Year 2004-2005

Month	RESEARCH		TRAINING		Total Contracts
	Federal	Non-Federal	Federal	Non-Federal	
July	\$3,974,504	\$4,234,783	\$514,125	\$841,336	\$9,564,748
August	\$1,304,361	\$6,300,048	\$118,967	\$778,040	\$8,501,416
September	\$5,124,669	\$5,086,125	\$331,501	\$888,862	\$11,431,157
October	\$8,812,154	\$3,796,503	\$138,240	\$4,573,040	\$17,319,937
November	\$1,606,359	\$2,459,717	\$399,221	\$132,299	\$4,597,596
December	\$2,745,703	\$3,044,014	\$84,856	\$192,431	\$6,067,004
January	\$1,148,572	\$2,555,799	\$93,912	\$571,095	\$4,369,378
February					
March					
April					
May					
June					
Year to Date	\$24,716,322	\$27,476,989	\$1,680,822	\$7,977,103	\$61,851,236

Assuming acceptance of all awards by the Board of Regents

**Report of Grant and Contract Awards
Of \$1,000,000 or More**

January 2005

**Requiring Action of
The Board of Regents**

**of the
University of Washington**

**Office of Research
Office of Sponsored Programs**

Table of Contents

	Page
Detail of Grant Awards - Excluding Private Grants	2

Detail of Grant Awards (Excluding Private Awards) for
January 2005

FEDERAL

DEPARTMENT OF DEFENSE

U.S. Department of the Air Force

To: LARRY R. DALTON, PROFESSOR \$1,000,000
DEPARTMENT OF CHEMISTRY
For: POLYMERIC SMART SKINS MATERIALS : CONCEPTS, MATERIALS AND DEVICES

Eff: 5/1/2001

Department of Defense Subtotal: \$1,000,000

DEPT. OF HEALTH AND HUMAN SERVICES

National Institutes of Health

To: VIRGINIA W. BERNINGER, PROFESSOR \$1,722,288
COLLEGE OF EDUCATION
For: LEARNING DISABILITIES: LINKS TO SCHOOLS AND BIOLOGY

Eff: 12/1/2004

To: DENNIS M. DONOVAN, DIRECTOR \$1,250,000
ALCOHOL AND DRUG ABUSE INSTITUTE
For: CLINICAL TRIALS NETWORK: PACIFIC NORTHWEST (WASHINGTON) NODE

Eff: 1/1/2005

Dept. of Health and Human Services Subtotal: \$2,972,288

NATIONAL SCIENCE FOUNDATION

National Science Foundation

To: ELIZABETH L. FEETHAM, DEAN \$1,936,500
GRADUATE SCHOOL
For: 2005 NSF GRADUATE RESEARCH FELLOWSHIPS

Eff: 12/1/2003

To: BRUCE M. HOWE, PRINCIPAL OCEANOGRAPHER \$1,411,475
APPLIED PHYSICS LABORATORY
For: SUPPLEMENTAL FUNDING REQUEST DEVELOPMENT OF A POWER SYSTEM FOR CABLED OCEAN
OBSERVATORIES

Eff: 9/1/2001

**Detail of Grant Awards (Excluding Private Awards) for
January 2005**

To: JAMES H. MORISON, PRINCIPAL OCEANOGRAPHER \$1,168,861
APPLIED PHYSICS LABORATORY
For: NORTH POLE ENVIRONMENT OBSERVATORY

Eff: 6/1/2004

National Science Foundation Subtotal:

\$4,516,836

Total for Federal:

\$8,489,124

Total Awards \$1,000,000 or Greater:

\$8,489,124