

VII. STANDING COMMITTEES

B. Finance and Audit Committee

In Joint Session With

C. Capital Assets Committee

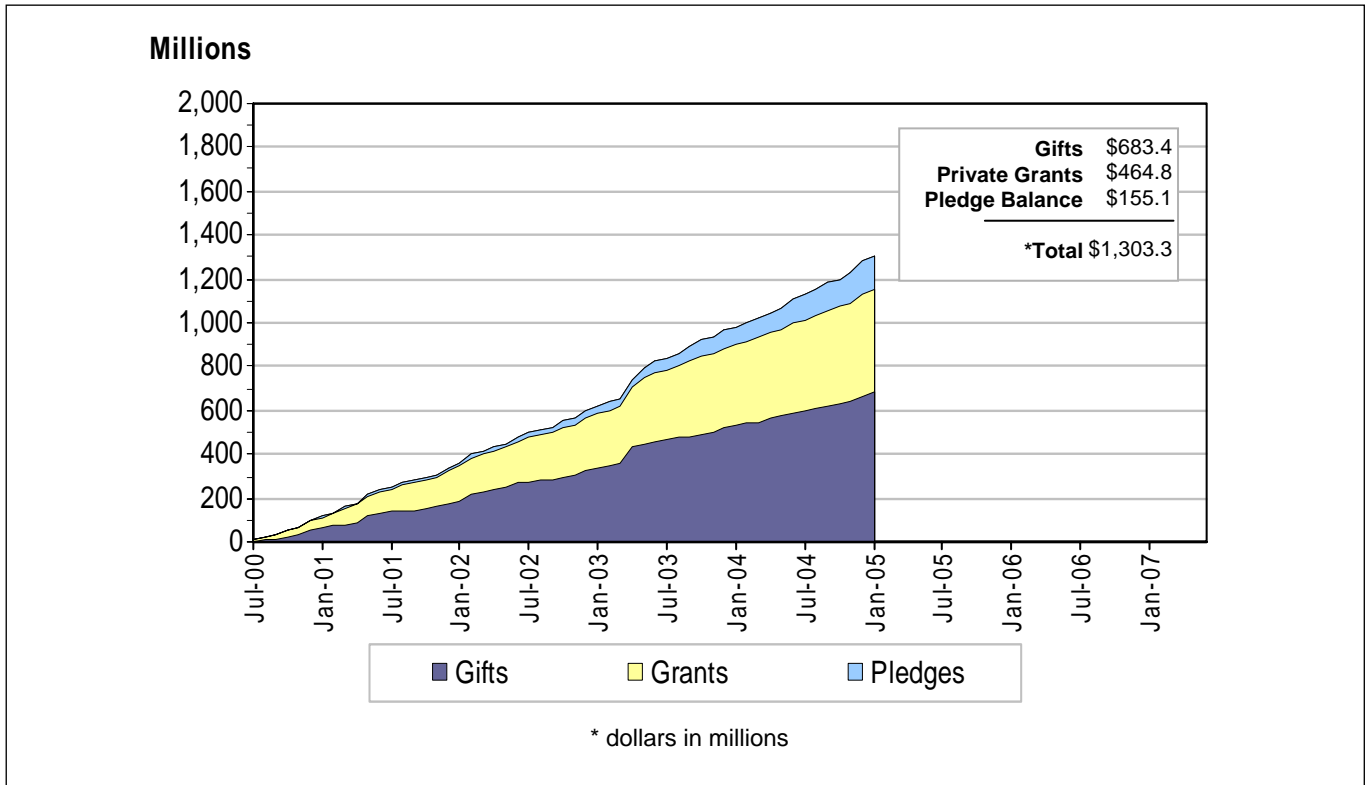
UW

Report of Contributions

University of Washington
University of Washington Foundation

January 2005

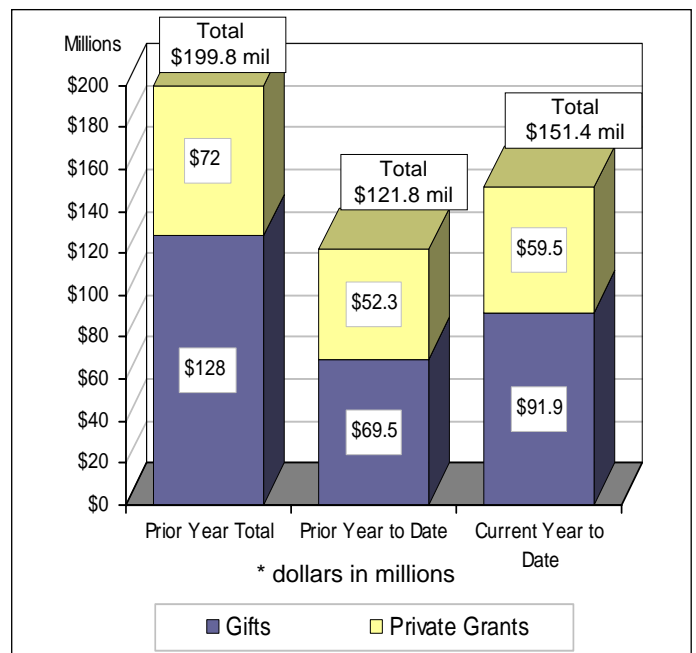
Campaign Progress Since July 1, 2000



Data Points

- \$1,303,325,951 has been raised toward our campaign goal of \$2 billion.
- The UW received \$20.9 million in total private voluntary support (\$14 million in gifts and \$6.9 million in grants) in December.
- Areas including Arts & Sciences, UW Bothell, Business, Dentistry, Education, Engineering, Graduate School, Information School, Intercollegiate Athletics, Libraries, UW Medicine, Ocean and Fisheries, Pharmacy, Public Health and Social Work are ahead of last year's year-to-date totals.

Current Gift and Private Grant Totals



January Gifts and Impact

Selected gifts representing private support for one of the University of Washington's key fundraising priorities -- student, faculty, program and facility support.

Beverly B. Cleary - \$40,000 to the Information School

- This gift is part of over \$200,000 that Beverly and Malcolm Cleary have raised to create the Beverly Cleary Endowed Professor in Children's and Youth Services in the Information School. This professorship is the School's first endowed faculty position.
- Beverly Cleary, '39, has authored 40 children's books, including the Ramona Quimby series, and has been honored with several awards in recognition of her lasting contribution to children's literature. A native of Yamhill, OR., a town so small it had no library, Beverly Cleary was introduced to reading by her mother, who arranged to have books sent to their town from the state library and acted as the local librarian.
- The iSchool's most distinguished alumna wrote her first book shortly after graduating from the University of Washington, while working as the Children's Librarian in Yakima, WA. She made the lead gift for this professorship and inspired support from the local library community.
- The Beverly Cleary Professor will partner with local public libraries to raise awareness for the importance of early education for children and focus on teaching the next generation of children's and youth services librarians.
- The Information School, formerly the School of Library and Information Science, was established in 1911 and is the oldest information and library science school west of the Mississippi.

Kirby and Ellery Cramer - \$125,000 to the School of Nursing and \$274,194 to the Business School

- Kirby ('62) and Ellery Cramer have been strong supporters of University programs for years. Kirby Cramer, who received scholarship support while attending the UW Business School, decided to give back to the School by endowing the Kirby L. Cramer Chair in Business Administration. He has also served on the School's advisory board since 1986.
- Mr. and Mrs. Cramer's most recent gifts reflect payments on a \$1 million pledge to the Business School's Facility Fund and a \$250,000 pledge to create the Ellery and Kirby Cramer Professorship in Nursing.
- The Cramer Professorship in Nursing is a reflection of Mrs. Cramer's interest in healthcare and her desire to sustain excellence in providing for future generations of nurses.
- Faculty are integral to the process of teaching and discovery that has made the Nursing School No. 1 in the nation. Professorships like the Cramers' are key in helping to attract and keep these world-class professors, especially at a time of intense competition for the best nursing faculty.
- The Business School is more than halfway to its goal of raising \$100 million for a new building, which will be the University's first to be constructed entirely with private funds. The new facility will increase space by nearly 50 percent, adding 52,000 square feet that will contain interactive lecture halls, wireless classrooms, computer labs, study areas and offices for faculty and staff.



Report of Contributions

University of Washington
University of Washington Foundation

January 2005

Prepared By:
Office of Development & Alumni Relations
Advancement Services
Information Management

| Report Name | Page |
|--|-------------|
| Campaign Progress to Date* | 1 |
| Campaign Progress by Giving Level* | 2 |
| Campaign Progress Pyramid* | 3 |
| Campaign Progress by Constituency* | 4 |
| Campaign Theme Progress* | 5 |
| Development Area Summary - Total Private Voluntary Support | 6 |
| Development Area Summary - Gifts and Private Grants | 7 |
| Development Area Summary - Gifts | 8 |
| Complete Fiscal Year Comparison | 9 |
| Year to Date Contribution Totals | 10 |
| Development Activity by Donor Type | 11 |
| Alumni Participation by Constituency | 12 |

*All Campaign totals represented are from July 1, 2000 through the end of the preceeding calendar month. Please note that grant revenue totals in Campaign Reports may contain clinical trials. Fundraising totals from all affiliated non-profit organizations' are also included in UW Campaign totals.

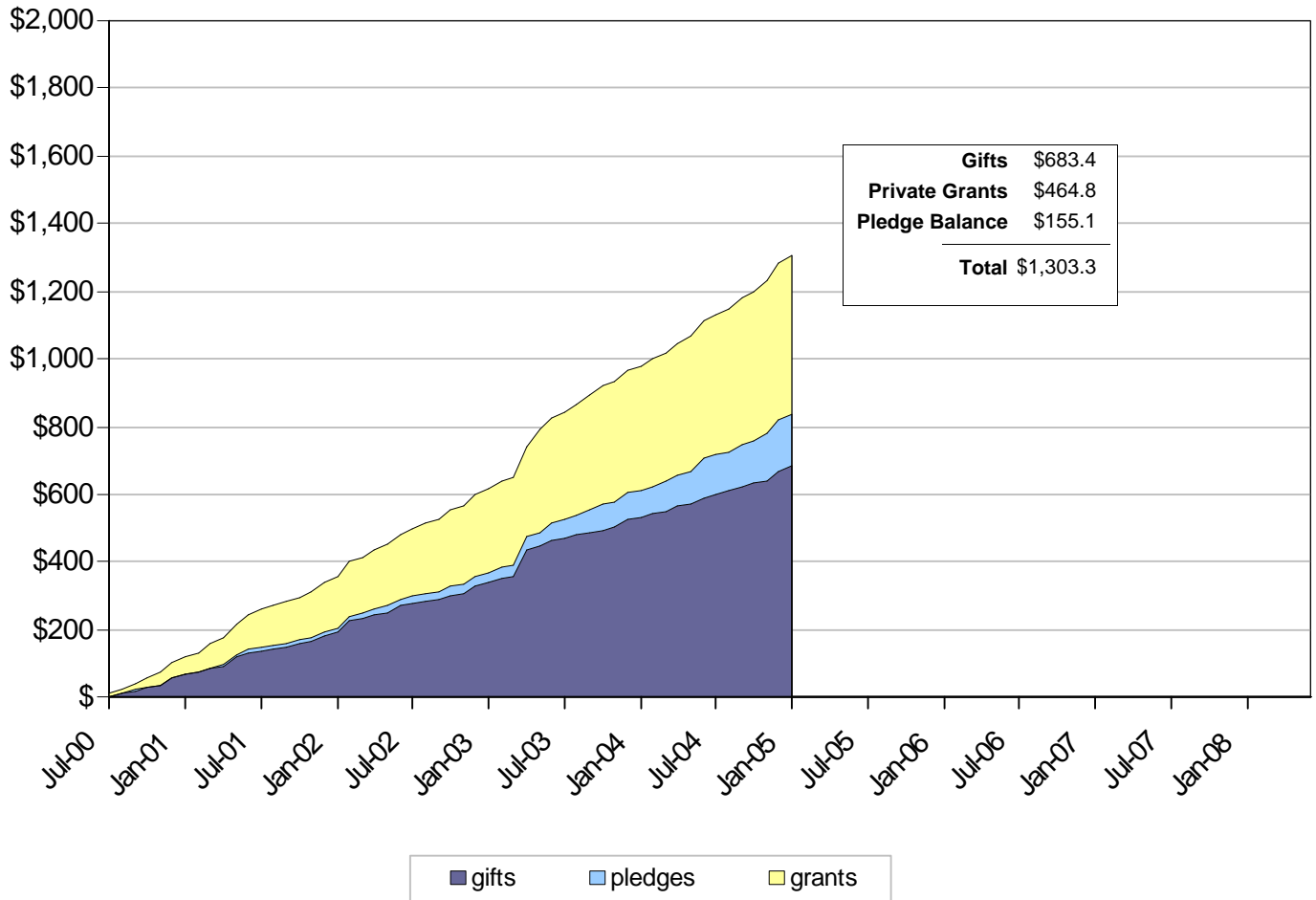
Annual reporting is July 1, 2003 through the end of the preceeding calendar month.

Job Number: 64070

January 2005

Table of Contents

Campaign Progress to Date



Source: UW Office of Development

Summarizes Total Private Voluntary Support since July 1, 2000. Testamentary Commitments included in Pledge Balance total. All dollar totals in millions.

Campaign Progress by Giving Level

Dollars Raised

Gifts and Pledges

| Giving Level * | Alumni | Non Alumni | Family Fndns. | Corporations | Foundations | Other Orgs. | Total |
|----------------------------|----------------------|----------------------|----------------------|----------------------|---------------------|---------------------|----------------------|
| \$100M+ | \$0 | \$32,720 | \$87,083,337 | \$0 | \$0 | \$0 | \$87,116,057 |
| \$50M - \$99,999,999 | \$0 | \$0 | \$0 | \$0 | \$0 | \$0 | \$0 |
| \$10M - \$49,999,999 | \$28,643,062 | \$45,824,223 | \$20,512,500 | \$19,881,947 | \$20,456,061 | \$0 | \$135,317,794 |
| \$5M - \$9,999,999 | \$15,091,284 | \$5,005,500 | \$0 | \$21,858,629 | \$21,367,767 | \$21,142,787 | \$84,465,967 |
| \$1M - \$4,999,999 | \$63,878,017 | \$44,729,089 | \$21,004,419 | \$46,537,021 | \$31,625,601 | \$4,655,067 | \$212,429,214 |
| \$100,000 - \$999,999 | \$59,736,282 | \$47,808,615 | \$16,410,237 | \$29,161,079 | \$16,878,646 | \$8,744,439 | \$178,739,298 |
| \$25,000 - \$99,999 | \$17,546,851 | \$13,582,510 | \$2,012,534 | \$12,040,996 | \$2,933,473 | \$2,776,825 | \$50,893,190 |
| \$10,000 - \$24,999 | \$10,511,083 | \$7,782,841 | \$760,133 | \$5,873,931 | \$943,920 | \$1,064,169 | \$26,936,077 |
| \$5,000 - \$9,999 | \$8,246,588 | \$6,162,732 | \$263,143 | \$3,421,898 | \$350,237 | \$466,897 | \$18,911,495 |
| \$2,000 - \$4,999 | \$7,952,261 | \$6,273,399 | \$69,638 | \$2,570,805 | \$219,965 | \$312,112 | \$17,398,181 |
| \$1,000 - \$1,999 | \$3,668,940 | \$2,997,964 | \$24,260 | \$1,063,196 | \$73,284 | \$136,043 | \$7,963,686 |
| \$500 - \$999 | \$3,478,984 | \$2,363,641 | \$6,006 | \$557,752 | \$23,305 | \$70,151 | \$6,499,839 |
| \$250 - \$499 | \$2,807,288 | \$2,052,696 | \$1,550 | \$252,137 | \$8,432 | \$38,554 | \$5,160,658 |
| \$100 - \$249 | \$2,400,758 | \$1,674,291 | \$1,410 | \$231,683 | \$7,395 | \$25,137 | \$4,340,673 |
| \$1 - \$99 | \$1,339,384 | \$920,231 | \$104 | \$58,632 | \$818 | \$8,435 | \$2,327,603 |
| Gift / Pledge Total | \$225,300,781 | \$187,210,453 | \$148,149,271 | \$143,509,706 | \$94,888,905 | \$39,440,616 | \$838,499,732 |
| Private Grant Total | | | | | | | \$464,826,219 |

Donor Counts

| Giving Level | Alumni | Non Alumni | Family Fndns. | Corporations | Foundations | Other Orgs. | Total |
|-----------------------|---------------|---------------|---------------|--------------|-------------|--------------|----------------|
| \$100M+ | 0 | 2 | 1 | 0 | 0 | 0 | 3 |
| \$50M - \$99,999,999 | 0 | 0 | 0 | 0 | 0 | 0 | 0 |
| \$10M - \$49,999,999 | 6 | 8 | 2 | 2 | 3 | 0 | 21 |
| \$5M - \$9,999,999 | 4 | 4 | 0 | 7 | 5 | 7 | 27 |
| \$1M - \$4,999,999 | 66 | 69 | 13 | 43 | 36 | 29 | 256 |
| \$100,000 - \$999,999 | 348 | 366 | 63 | 334 | 153 | 147 | 1,411 |
| \$25,000 - \$99,999 | 701 | 609 | 54 | 500 | 122 | 160 | 2,146 |
| \$10,000 - \$24,999 | 1,266 | 1,124 | 55 | 562 | 84 | 128 | 3,219 |
| \$5,000 - \$9,999 | 2,168 | 1,831 | 43 | 638 | 73 | 92 | 4,845 |
| \$2,000 - \$4,999 | 4,407 | 3,867 | 25 | 1,019 | 85 | 132 | 9,535 |
| \$1,000 - \$1,999 | 4,312 | 4,163 | 21 | 992 | 62 | 129 | 9,679 |
| \$500 - \$999 | 7,475 | 6,105 | 12 | 1,029 | 38 | 121 | 14,780 |
| \$250 - \$499 | 10,850 | 9,221 | 5 | 892 | 26 | 126 | 21,120 |
| \$100 - \$249 | 20,029 | 16,429 | 10 | 1,821 | 54 | 195 | 38,538 |
| \$1 - \$99 | 34,227 | 30,564 | 3 | 1,495 | 17 | 241 | 66,547 |
| Total | 85,859 | 74,362 | 307 | 9,334 | 758 | 1,507 | 172,127 |


Source: UW Office of Development

This report shows the count of distinct donors and campaign total by giving level and donor type since July 1, 2000. *"Giving Level" is determined by summing of all gift record types(including grants); however only gifts and pledges are used to calculate dollar totals in the "Dollars Raised" chart.

Job Number: 64070

January 2005

Campaign Progress Pyramid - Since July 1, 2000


Campaign Total: \$1,303,325,951
***Campaign Working Goal: \$2,000,000,000**
Percent Complete: 65.2%

Source: UW Office of Development

The counts of distinct donors and fundraising totals by giving level are shown. *Unit campaign goals are still being finalized. Pyramid Levels are determined by summing all gift record types(including grants); however only gifts and pledges are used to calculate dollar totals displayed.

Job Number: 64070

January 2005

Campaign Progress by Constituency

| | Gifts | Irrevocable Deferred Gifts | | Active Pledges | Testamentary Commitments | | Private Grants | Campaign - Private Voluntary Support | | |
|-----------------------------|----------------------|----------------------------|--------------------|----------------------|--------------------------|---------------------|----------------------|--------------------------------------|------------------------|--------------|
| | | Donor Value | Discount Value | | Donor Value | Discount Value | | Total | * Working Goal | % of Goal |
| UW Medicine | \$207,518,797 | \$9,576,291 | \$4,316,607 | \$17,977,086 | \$16,714,853 | \$3,817,119 | \$233,567,124 | \$485,354,150 | \$1,000,000,000 | 48.5% |
| Architecture | \$5,721,267 | \$244,117 | \$78,098 | \$664,197 | \$0 | \$0 | \$1,422,775 | \$8,052,355 | \$19,150,000 | 42.0% |
| Arts and Sciences | \$69,726,932 | \$4,596,321 | \$2,287,988 | \$9,177,271 | \$7,274,000 | \$4,282,001 | \$52,417,163 | \$143,191,687 | \$240,000,000 | 59.7% |
| Broadcast Services | \$29,329,418 | \$0 | \$0 | \$12,223 | \$0 | \$0 | \$0 | \$29,341,641 | N/A | N/A |
| Business School | \$40,090,972 | \$741,794 | \$337,793 | \$31,031,432 | \$2,400,271 | \$1,791,119 | \$190,200 | \$74,454,669 | \$188,000,000 | 39.6% |
| Dentistry | \$5,342,846 | \$20,000 | \$7,801 | \$790,611 | \$100,000 | \$41,408 | \$3,387,559 | \$9,641,017 | \$22,100,000 | 43.6% |
| Education | \$7,327,750 | \$0 | \$0 | \$3,309,108 | \$0 | \$0 | \$7,883,747 | \$18,520,604 | \$23,000,000 | 80.5% |
| Engineering | \$95,959,717 | \$1,398,700 | \$566,577 | \$9,392,163 | \$1,750,000 | \$1,124,333 | \$45,981,552 | \$154,482,133 | \$250,000,000 | 61.8% |
| Evans Schl. of Pub. Affairs | \$8,512,899 | \$52,994 | \$18,215 | \$684,506 | \$500,000 | \$265,793 | \$30,811,718 | \$40,562,118 | \$40,000,000 | 101.4% |
| Forest Resources | \$5,366,189 | \$646,572 | \$439,763 | \$768,845 | \$1,250,000 | \$637,648 | \$2,393,262 | \$10,424,867 | \$17,700,000 | 58.9% |
| Friday Harbor Labs | \$4,986,379 | \$153,242 | \$24,284 | \$524,052 | \$695,000 | \$438,421 | \$765,000 | \$7,123,673 | \$12,000,000 | 59.4% |
| Information School | \$2,301,828 | \$0 | \$0 | \$116,106 | \$100,000 | \$64,666 | \$818,952 | \$3,336,886 | \$5,000,000 | 66.7% |
| Intercollegiate Athletics | \$63,951,863 | \$211,597 | \$102,931 | \$4,494,935 | \$0 | \$0 | \$0 | \$68,658,396 | \$110,000,000 | 62.4% |
| Law | \$22,080,678 | \$1,292 | \$1,292 | \$1,619,777 | \$0 | \$0 | \$817,947 | \$24,519,694 | \$70,000,000 | 35.0% |
| Libraries | \$3,828,593 | \$427,146 | \$265,714 | \$79,903 | \$772,000 | \$379,527 | \$410,326 | \$5,517,967 | \$9,000,000 | 61.3% |
| Nursing | \$6,216,506 | \$275,000 | \$119,617 | \$990,003 | \$1,475,000 | \$869,595 | \$6,161,632 | \$15,118,141 | \$24,000,000 | 63.0% |
| Ocean and Fisheries | \$9,472,304 | \$562,500 | \$187,134 | \$1,010,420 | \$0 | \$0 | \$13,004,776 | \$24,050,000 | \$34,000,000 | 70.7% |
| Pharmacy | \$5,783,435 | \$0 | \$0 | \$492,983 | \$0 | \$0 | \$3,284,493 | \$9,560,911 | \$10,260,000 | 93.2% |
| President's Funds | \$4,422,112 | \$274,582 | \$124,004 | \$604,682 | \$1,750,000 | \$823,656 | \$0 | \$7,051,376 | N/A | N/A |
| Public Health | \$12,494,188 | \$50,259 | \$24,777 | \$720,240 | \$0 | \$0 | \$47,007,436 | \$60,272,123 | \$90,000,000 | 67.0% |
| Scholar. & Student Progs. | \$19,291,876 | \$321,293 | \$97,431 | \$2,005,922 | \$550,000 | \$239,963 | \$501,568 | \$22,670,660 | \$40,000,000 | 56.7% |
| Social Work | \$1,420,983 | \$165,797 | \$33,243 | \$200,895 | \$0 | \$0 | \$4,199,019 | \$5,986,694 | \$10,000,000 | 59.9% |
| University Press | \$1,157,977 | \$83,788 | \$35,275 | \$31,764 | \$0 | \$0 | \$0 | \$1,273,529 | \$3,000,000 | 42.5% |
| University Support | \$18,009,761 | \$808,240 | \$579,069 | \$9,168,171 | \$12,521,091 | \$4,500,384 | \$9,679,770 | \$50,187,033 | N/A | N/A |
| UW Bothell | \$1,915,856 | \$0 | \$0 | \$245,320 | \$0 | \$0 | \$50,500 | \$2,211,676 | \$5,700,000 | 38.8% |
| UW Tacoma | \$10,400,064 | \$150,000 | \$150,000 | \$10,542,187 | \$600,000 | \$303,041 | \$69,700 | \$21,761,951 | \$30,000,000 | 72.5% |
| All UW Total | \$662,631,190 | \$20,761,525 | \$9,797,613 | \$106,654,803 | \$48,452,215 | \$19,578,674 | \$464,826,219 | \$1,303,325,951 | \$2,000,000,000 | 65.2% |

Source: UW Office of Development

Fundraising progress toward campaign working goals by constituency area (school/college/program). Campaign total is the sum of gifts, grants, active pledges and donor values of irrevocable deferred gifts and testamentary commitments. "N/A" is not applicable. *Unit campaign working goals are still being finalized.

Campaign Funding Theme Progress - July 2000 to Present

| | Current Use | Endowment | Total |
|--|------------------------|----------------------|------------------------|
| Student Support | \$58,768,599 | \$73,360,728 | \$132,129,327 |
| Faculty Support | \$66,319,988 | \$75,414,888 | \$141,734,876 |
| Program Support for Faculty and Students | \$570,558,127 | \$70,808,195 | \$641,366,322 |
| Capital | \$247,244,634 | \$878,269 | \$248,122,903 |
| Unrestricted | \$112,769,043 | \$27,203,479 | \$139,972,522 |
| Total | \$1,055,660,393 | \$247,665,559 | \$1,303,325,951 |
| Goal | \$1,600,000,000 | \$400,000,000 | \$2,000,000,000 |
| % to Goal | 66.0% | 61.9% | 65.2% |

Source: UW Office of Development

This report shows contribution totals by campaign theme/priority since July 1, 2000.

Job Number: 64070
 January 2005

Development Area Summary - Total Private Voluntary Support

| | Gifts Year to Date Total | Private Grants Year to Date Total | Year to Date Totals |
|-----------------------------|--------------------------|-----------------------------------|----------------------|
| | Donor Value | Donor Value | Donor Value |
| UW Seattle | | | |
| UW Medicine | \$25,233,669 | \$26,667,755 | \$51,901,424 |
| Architecture | \$335,108 | \$282,366 | \$617,474 |
| Arts and Sciences | \$11,219,066 | \$4,508,164 | \$15,727,230 |
| Broadcast Services | \$4,344,371 | | \$4,344,371 |
| Business School | \$8,648,462 | \$40,200 | \$8,688,662 |
| Dentistry | \$835,179 | \$91,719 | \$926,898 |
| Education | \$1,349,220 | \$1,975,797 | \$3,325,017 |
| Engineering | \$12,328,539 | \$5,217,638 | \$17,546,177 |
| Evans Schl. of Pub. Affairs | \$349,639 | \$8,027,400 | \$8,377,039 |
| Forest Resources | \$756,650 | \$159,779 | \$916,429 |
| Graduate School | \$1,032,252 | \$1,145,228 | \$2,177,480 |
| Information School | \$276,998 | \$54,275 | \$331,273 |
| Intercollegiate Athletics | \$7,013,019 | | \$7,013,019 |
| Law | \$1,157,502 | \$25,000 | \$1,182,502 |
| Libraries | \$663,165 | | \$663,165 |
| Nursing | \$931,260 | \$432,782 | \$1,364,042 |
| Ocean and Fisheries | \$1,909,900 | \$5,008,660 | \$6,918,560 |
| Pharmacy | \$1,284,029 | \$253,602 | \$1,537,631 |
| President's Funds | \$449,640 | | \$449,640 |
| Public Health | \$876,370 | \$5,198,885 | \$6,075,255 |
| Scholar. & Student Progs. | \$3,357,874 | | \$3,357,874 |
| Social Work | \$467,071 | \$402,414 | \$869,485 |
| UW Alumni Association | \$501,190 | | \$501,190 |
| University Press | \$199,986 | | \$199,986 |
| University Support | \$5,795,856 | \$1,788 | \$5,797,644 |
| Washington Tech. Center | | | |
| UW Bothell | \$220,462 | | \$220,462 |
| UW Tacoma | \$388,128 | \$2,400 | \$390,528 |
| All UW Total | \$91,924,620 | \$59,495,852 | \$151,420,472 |

Source: UW Office of Development

Contribution totals for the major Development areas of the University are shown.

Job Number: 64070

January 2005

Development Area Summary - Gifts and Private Grants

| | Current Month | | Year to Date Total | | Prior Year to Date Total | | Prior Fiscal Year Total | |
|-----------------------------|---------------|---------------------|--------------------|----------------------|--------------------------|----------------------|-------------------------|----------------------|
| | Donors | Donor Value | Donors | Donor Value | Donors | Donor Value | Donors | Donor Value |
| UW Seattle | | | | | | | | |
| UW Medicine | 2,728 | \$10,986,388 | 12,651 | \$51,901,424 | 10,166 | \$42,805,441 | 15,677 | \$73,746,044 |
| Architecture | 189 | \$353,592 | 736 | \$617,474 | 684 | \$1,148,814 | 1,125 | \$1,526,446 |
| Arts and Sciences | 1,841 | \$1,682,882 | 11,204 | \$15,727,230 | 10,261 | \$12,871,647 | 15,042 | \$21,258,923 |
| Broadcast Services | 350 | \$566,251 | 1,871 | \$4,344,371 | 1,993 | \$4,405,971 | 3,055 | \$8,003,070 |
| Business School | 454 | \$732,084 | 3,078 | \$8,688,662 | 2,792 | \$6,830,020 | 3,774 | \$8,104,326 |
| Dentistry | 155 | \$84,660 | 911 | \$926,898 | 920 | \$879,447 | 1,314 | \$1,166,282 |
| Education | 239 | \$61,280 | 975 | \$3,325,017 | 1,084 | \$1,687,226 | 1,559 | \$2,231,526 |
| Engineering | 390 | \$1,512,977 | 2,743 | \$17,546,177 | 2,825 | \$13,169,026 | 3,709 | \$23,824,360 |
| Evans Schl. of Pub. Affairs | 109 | \$407,681 | 513 | \$8,377,039 | 299 | \$8,660,724 | 420 | \$8,704,838 |
| Forest Resources | 131 | \$63,394 | 627 | \$916,429 | 812 | \$1,424,488 | 1,055 | \$1,860,102 |
| Graduate School | 53 | \$48,577 | 206 | \$2,177,480 | 461 | \$1,764,626 | 890 | \$2,265,996 |
| Information School | 51 | \$45,350 | 434 | \$331,273 | 393 | \$287,036 | 528 | \$463,842 |
| Intercollegiate Athletics | 2,721 | \$1,866,964 | 5,619 | \$7,013,019 | 5,562 | \$5,319,043 | 21,719 | \$12,479,465 |
| Law | 334 | \$190,002 | 1,259 | \$1,182,502 | 1,284 | \$1,702,637 | 1,703 | \$2,886,862 |
| Libraries | 217 | \$179,698 | 1,250 | \$663,165 | 1,161 | \$387,432 | 3,589 | \$616,206 |
| Nursing | 200 | \$211,809 | 1,291 | \$1,364,042 | 1,289 | \$1,507,071 | 1,617 | \$1,922,445 |
| Ocean and Fisheries | 123 | \$155,757 | 482 | \$6,918,560 | 398 | \$3,421,438 | 553 | \$4,155,330 |
| Pharmacy | 314 | \$135,252 | 736 | \$1,537,631 | 731 | \$1,111,863 | 1,061 | \$1,494,282 |
| President's Funds | 335 | \$110,398 | 1,183 | \$449,640 | 1,767 | \$321,881 | 2,322 | \$869,415 |
| Public Health | 108 | \$419,412 | 368 | \$6,075,255 | 492 | \$4,876,944 | 584 | \$6,667,414 |
| Scholar. & Student Progs. | 456 | \$656,175 | 2,144 | \$3,357,874 | 2,504 | \$3,409,766 | 4,958 | \$5,858,592 |
| Social Work | 212 | \$35,359 | 429 | \$869,485 | 631 | \$438,896 | 795 | \$492,520 |
| UW Alumni Association | 1,615 | \$73,470 | 10,887 | \$501,190 | 12,898 | \$570,367 | 22,454 | \$1,032,281 |
| University Press | 40 | \$14,893 | 226 | \$199,986 | | | | |
| University Support | 149 | \$214,708 | 871 | \$5,797,644 | 688 | \$1,810,203 | 1,245 | \$4,627,937 |
| Washington Tech. Center | | | | | 1 | \$171,938 | 1 | \$219,908 |
| UW Bothell | 53 | \$9,728 | 211 | \$220,462 | 153 | \$216,354 | 274 | \$248,742 |
| UW Tacoma | 44 | \$68,836 | 194 | \$390,528 | 232 | \$613,656 | 549 | \$3,050,522 |
| All UW Unique Total | 12,532 | \$20,887,591 | 54,483 | \$151,420,472 | 53,562 | \$121,813,968 | 91,903 | \$199,777,690 |

Source: UW Office of Development

The number of donors and contribution totals for the major Development areas of the University are shown.

Job Number: 64070

January 2005

Development Area Summary - Gifts and Private Grants

Development Area Summary - Gifts

| | Current Month | | Year to Date Total | | Prior Year to Date Total | | Prior Fiscal Year Total | |
|-----------------------------|---------------|---------------------|--------------------|---------------------|--------------------------|---------------------|-------------------------|----------------------|
| | Donors | Donor Value | Donors | Donor Value | Donors | Donor Value | Donors | Donor Value |
| UW Seattle | | | | | | | | |
| UW Medicine | 2,658 | \$6,537,934 | 12,445 | \$25,233,669 | 9,979 | \$18,490,714 | 15,479 | \$36,774,110 |
| Architecture | 188 | \$73,726 | 735 | \$335,108 | 681 | \$848,320 | 1,123 | \$1,225,952 |
| Arts and Sciences | 1,835 | \$1,150,675 | 11,156 | \$11,219,066 | 10,211 | \$7,869,091 | 14,989 | \$14,525,068 |
| Broadcast Services | 350 | \$566,251 | 1,871 | \$4,344,371 | 1,993 | \$4,405,971 | 3,055 | \$8,003,070 |
| Business School | 454 | \$732,084 | 3,077 | \$8,648,462 | 2,792 | \$6,830,020 | 3,774 | \$8,104,326 |
| Dentistry | 155 | \$84,660 | 908 | \$835,179 | 917 | \$650,216 | 1,310 | \$859,073 |
| Education | 239 | \$61,280 | 972 | \$1,349,220 | 1,080 | \$1,172,359 | 1,554 | \$1,474,556 |
| Engineering | 385 | \$722,739 | 2,701 | \$12,328,539 | 2,783 | \$7,810,532 | 3,654 | \$15,709,271 |
| Evans Schl. of Pub. Affairs | 107 | \$57,681 | 495 | \$349,639 | 291 | \$661,058 | 412 | \$705,172 |
| Forest Resources | 129 | \$39,722 | 624 | \$756,650 | 809 | \$1,342,120 | 1,050 | \$1,730,480 |
| Graduate School | 52 | \$41,644 | 201 | \$1,032,252 | 458 | \$905,697 | 886 | \$1,402,400 |
| Information School | 51 | \$45,350 | 433 | \$276,998 | 392 | \$211,839 | 527 | \$388,645 |
| Intercollegiate Athletics | 2,721 | \$1,866,964 | 5,619 | \$7,013,019 | 5,562 | \$5,319,043 | 21,719 | \$12,479,465 |
| Law | 334 | \$190,002 | 1,257 | \$1,157,502 | 1,284 | \$1,702,637 | 1,703 | \$2,886,862 |
| Libraries | 217 | \$179,698 | 1,250 | \$663,165 | 1,161 | \$387,432 | 3,589 | \$616,206 |
| Nursing | 199 | \$181,809 | 1,283 | \$931,260 | 1,280 | \$784,449 | 1,609 | \$1,198,123 |
| Ocean and Fisheries | 121 | \$85,628 | 468 | \$1,909,900 | 386 | \$2,259,734 | 537 | \$2,827,176 |
| Pharmacy | 313 | \$75,252 | 732 | \$1,284,029 | 728 | \$850,192 | 1,058 | \$1,232,611 |
| President's Funds | 335 | \$110,398 | 1,183 | \$449,640 | 1,767 | \$321,881 | 2,322 | \$869,415 |
| Public Health | 104 | \$144,993 | 345 | \$876,370 | 464 | \$306,968 | 551 | \$603,827 |
| Scholar. & Student Progs. | 456 | \$656,175 | 2,144 | \$3,357,874 | 2,503 | \$3,408,166 | 4,957 | \$5,855,992 |
| Social Work | 212 | \$35,359 | 420 | \$467,071 | 626 | \$75,139 | 790 | \$128,763 |
| UW Alumni Association | 1,615 | \$73,470 | 10,887 | \$501,190 | 12,898 | \$570,367 | 22,454 | \$1,032,281 |
| University Press | 40 | \$14,893 | 226 | \$199,986 | | | | |
| University Support | 148 | \$212,920 | 870 | \$5,795,856 | 685 | \$1,304,103 | 1,241 | \$4,022,337 |
| Washington Tech. Center | | | | | 1 | \$171,938 | 1 | \$219,908 |
| UW Bothell | 53 | \$9,728 | 211 | \$220,462 | 153 | \$216,354 | 274 | \$248,742 |
| UW Tacoma | 44 | \$68,836 | 193 | \$388,128 | 232 | \$613,656 | 549 | \$3,050,522 |
| All UW Unique Total | 12,440 | \$14,019,885 | 54,140 | \$91,924,620 | 53,255 | \$69,490,009 | 91,572 | \$128,174,367 |

Source: UW Office of Development

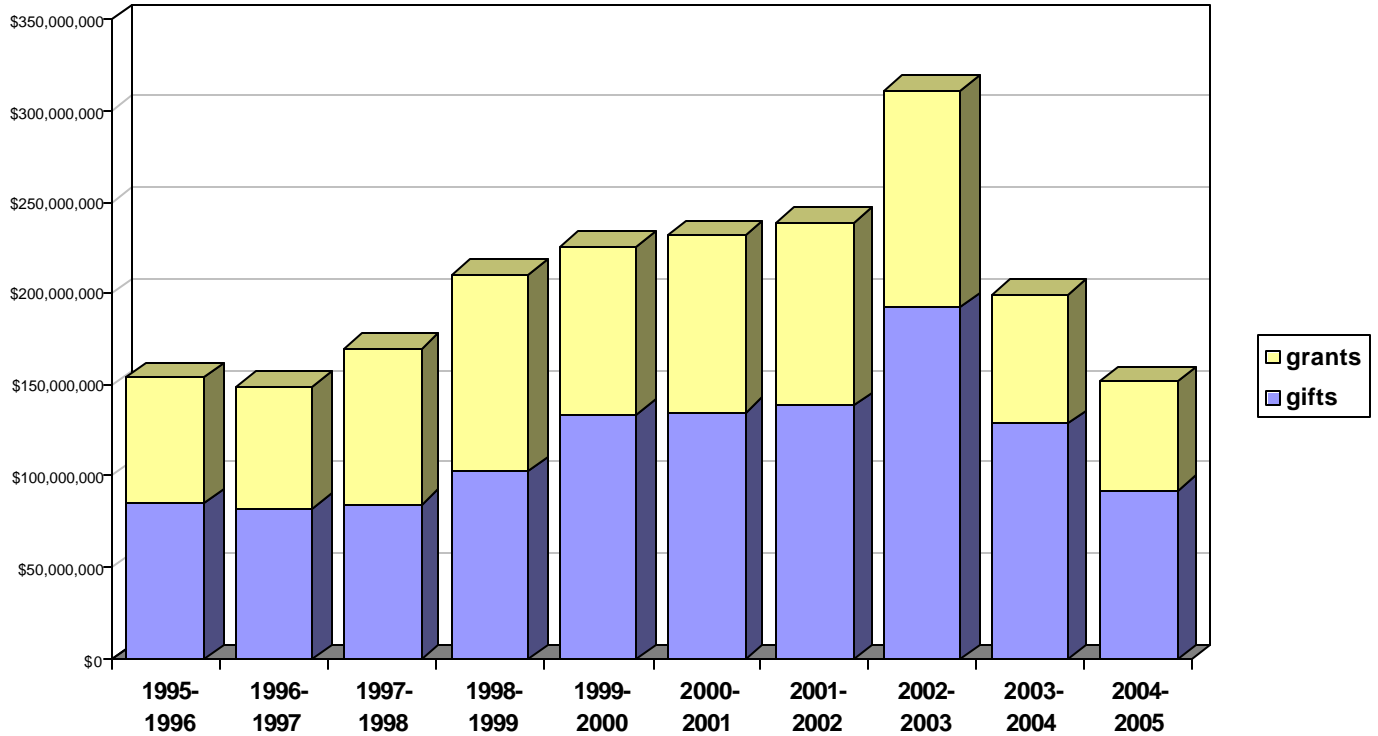
The number of donors and contribution totals (gifts only) for the major Development areas of the University are shown.

Job Number: 64070

January 2005

Development Area Summary - Gifts

Complete Fiscal Year Comparison of Total Contributions Received

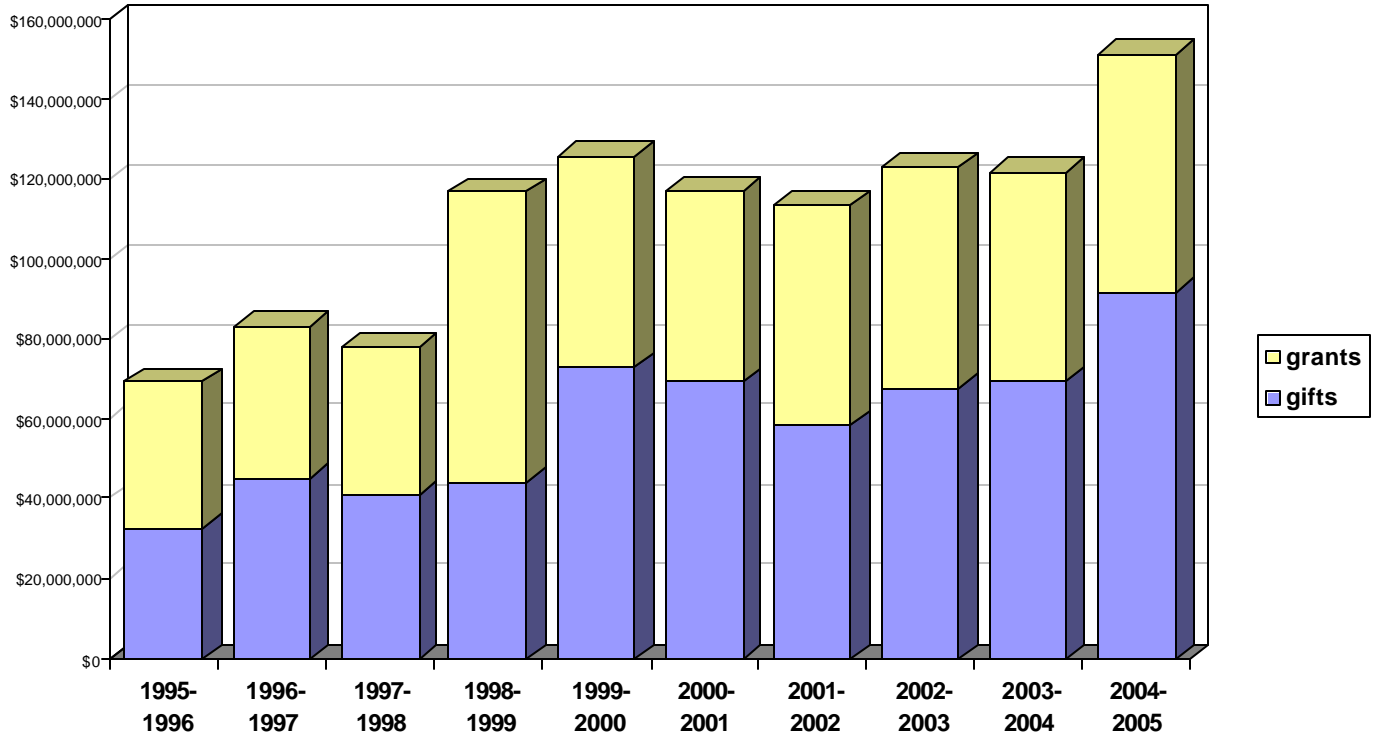


Source: UW Office of Development

| Fiscal Year Contribution Totals | | | |
|---------------------------------|---------------|---------------|---------------------|
| Fiscal Year | Gifts | Grants | Total Contributions |
| 2004- 2005 | \$91,924,620 | \$59,495,852 | \$151,420,472 |
| 2003- 2004 | \$128,174,367 | \$71,603,323 | \$199,777,690 |
| 2002- 2003 | \$192,573,183 | \$118,677,722 | \$311,250,905 |
| 2001- 2002 | \$137,959,340 | \$100,820,547 | \$238,779,887 |
| 2000- 2001 | \$134,805,190 | \$97,112,979 | \$231,918,169 |
| 1999- 2000 | \$134,037,997 | \$91,536,165 | \$225,574,162 |
| 1998- 1999 | \$102,925,077 | \$107,619,586 | \$210,544,663 |
| 1997- 1998 | \$84,718,016 | \$85,276,615 | \$169,994,631 |
| 1996- 1997 | \$81,892,963 | \$67,425,874 | \$149,318,837 |
| 1995- 1996 | \$85,036,511 | \$69,150,088 | \$154,186,599 |

This graph compares the current fiscal year's contribution totals to each of the previous nine fiscal year's contribution totals.

Year To Date Contribution Totals

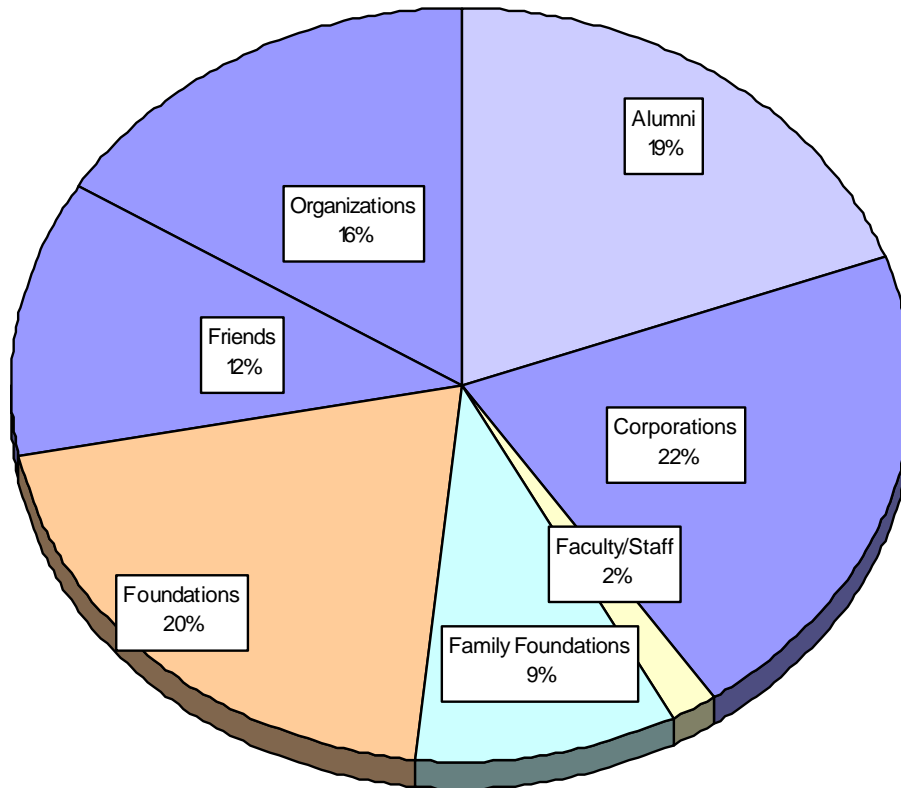


Source: UW Office of Development

| Year To Date Contribution Totals | | | |
|----------------------------------|--------------|--------------|---------------------|
| Fiscal Year | Gifts | Grants | Total Contributions |
| 2004- 2005 | \$91,924,620 | \$59,495,852 | \$151,420,472 |
| 2003- 2004 | \$69,490,009 | \$52,323,959 | \$121,813,968 |
| 2002- 2003 | \$67,592,542 | \$55,378,469 | \$122,971,011 |
| 2001- 2002 | \$58,505,478 | \$54,904,965 | \$113,410,444 |
| 2000- 2001 | \$69,131,941 | \$47,895,964 | \$117,027,905 |
| 1999- 2000 | \$72,873,077 | \$52,757,080 | \$125,630,157 |
| 1998- 1999 | \$44,000,235 | \$72,625,814 | \$116,626,049 |
| 1997- 1998 | \$41,043,163 | \$36,782,437 | \$77,825,600 |
| 1996- 1997 | \$45,188,261 | \$37,721,781 | \$82,910,042 |
| 1995- 1996 | \$32,749,455 | \$36,283,605 | \$69,033,060 |

This graph compares the current fiscal year's contribution totals to each of the previous nine fiscal year's contribution totals.

Development Activity by Donor Type in Current Fiscal Year



Source: UW Office of Development

| Donor Type Totals | | | | | | |
|--------------------|--------------------|--------------|--------------------------|--------------|-------------------------|--------------|
| Donor Type | Year to Date Total | | Prior Year to Date Total | | Prior Fiscal Year Total | |
| | Donors | Donor Value | Donors | Donor Value | Donors | Donor Value |
| Alumni | 30,565 | \$29,420,158 | 32,537 | \$21,564,855 | 49,719 | \$37,211,864 |
| Corporations | 2,050 | \$32,096,694 | 1,973 | \$28,842,729 | 3,760 | \$46,349,831 |
| Faculty/Staff | 2,679 | \$2,464,362 | 2,285 | \$2,230,274 | 3,171 | \$3,335,421 |
| Family Foundations | 135 | \$14,379,236 | 134 | \$13,676,365 | 161 | \$21,205,792 |
| Foundations | 276 | \$30,529,424 | 292 | \$22,339,217 | 387 | \$34,932,399 |
| Friends | 18,491 | \$18,264,823 | 16,044 | \$12,460,203 | 34,361 | \$27,532,116 |
| Organizations | 348 | \$24,265,776 | 328 | \$20,700,325 | 494 | \$29,210,266 |

This graph shows the sources of contributions for the current year to date.

Alumni Participation by Constituency

| | Current Fiscal Year to Date | | | Previous Fiscal Year to Date | | | |
|--------------------------------|-----------------------------|---------------|--------------|------------------------------|---------------|--------------|--------------|
| | Solicitable | Donors | Partic. Rate | Solicitable | Donors | Partic. Rate | Final % |
| UW Seattle | | | | | | | |
| UW Medicine | 15,842 | 2,291 | 14.5% | 16,430 | 2,219 | 13.5% | 19.6% |
| Architecture | 7,192 | 823 | 11.4% | 7,307 | 907 | 12.4% | 18.9% |
| Arts and Sciences | 121,216 | 12,609 | 10.4% | 128,104 | 13,076 | 10.2% | 15.8% |
| Business School | 34,015 | 4,587 | 13.5% | 35,210 | 4,878 | 13.9% | 22.0% |
| Dentistry | 4,301 | 798 | 18.6% | 4,312 | 884 | 20.5% | 31.3% |
| Education | 18,677 | 2,181 | 11.7% | 20,049 | 2,403 | 12.0% | 18.9% |
| Engineering | 29,399 | 3,109 | 10.6% | 30,589 | 3,395 | 11.1% | 16.6% |
| Evans Schl. Of Pub. Affairs | 1,872 | 259 | 13.8% | 1,797 | 298 | 16.6% | 23.9% |
| Forest Resources | 4,382 | 490 | 11.2% | 4,468 | 513 | 11.5% | 17.6% |
| Interdisc. Grad. Programs | 1,161 | 128 | 11.0% | 1,128 | 178 | 15.8% | 22.5% |
| Interschool Programs | 241 | 29 | 12.0% | 219 | 20 | 9.1% | 16.9% |
| Information School | 3,786 | 610 | 16.1% | 3,869 | 649 | 16.8% | 23.0% |
| Law | 7,070 | 1,143 | 16.2% | 7,008 | 1,227 | 17.5% | 25.6% |
| School Of Nursing | 7,976 | 1,379 | 17.3% | 8,092 | 1,506 | 18.6% | 24.8% |
| Ocean & Fisheries | 3,560 | 435 | 12.2% | 3,705 | 460 | 12.4% | 18.1% |
| Pharmacy | 3,147 | 596 | 18.9% | 3,159 | 660 | 20.9% | 31.9% |
| Public Health | 3,139 | 427 | 13.6% | 3,044 | 474 | 15.6% | 21.4% |
| Social Work | 5,707 | 564 | 9.9% | 6,008 | 732 | 12.2% | 16.3% |
| Undergrad. Interdisc. Programs | 67 | 5 | 7.5% | 44 | 4 | 9.1% | 25.0% |
| UW Bothell | 3,580 | 261 | 7.3% | 3,258 | 255 | 7.8% | 12.8% |
| UW Tacoma | 4,016 | 210 | 5.2% | 3,595 | 229 | 6.4% | 12.5% |
| Unspecified | 11,614 | 1,647 | 14.2% | 12,900 | 1,755 | 13.6% | 22.1% |
| All UW Total | 267,179 | 30,565 | 11.4% | 278,939 | 32,538 | 11.7% | 17.8% |

Source: UW Office of Development