

VII. STANDING COMMITTEES

B. Finance and Audit Committee

Grant and Contract Awards – April, 2005

RECOMMENDED ACTION:

It is the recommendation of the administration and the Finance and Audit Committee that the Board of Regents accept the Grant and Contract Awards as presented on the attached list.

Attachment: Grant and Contract Awards Summary
Report of Grant and Contract Awards of
\$1,000,000 or More

Grant and Contract Awards Summary

to

The Board of Regents

of the

University of Washington

for

April 2005

Office of Research

Office of Sponsored Programs

Table of Contents

| | Page |
|--|------|
| Award Highlights | 2 |
| Graphic Summary of Award Activity | 3 |
| Summary of Grant and Contract Awards | 4 |
| Comparison of Grant and Contract Awards by Agency | 5 |
| Comparison of Grant and Contract Awards by School/College | 6 |
| Listing of Awards for College of Arts and Sciences by Department | 7 |
| Summary of Grant Awards - Excluding Private Awards | 8 |
| Summary of Private Grant Awards | 9 |
| Summary of Contract Awards | 10 |

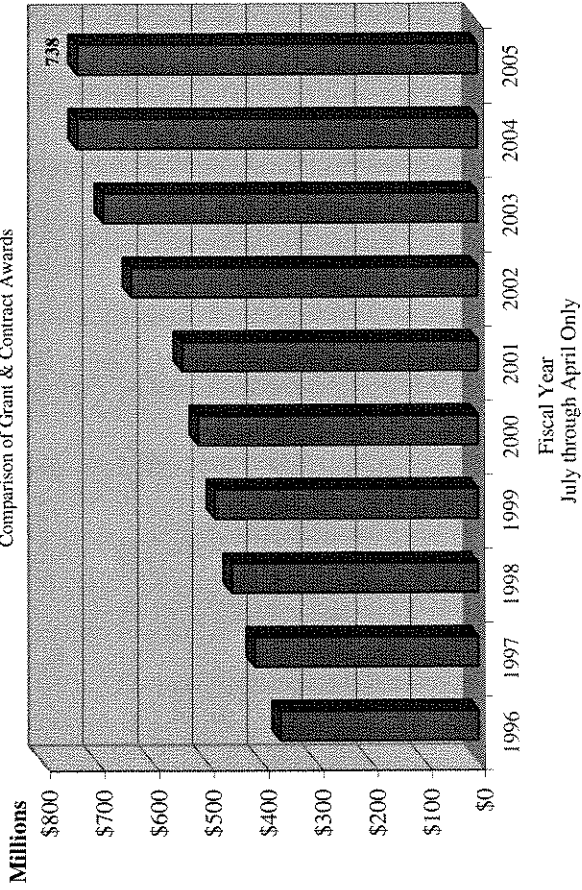
APRIL HIGHLIGHTS

The City of Seattle, Public Utilities Department, awarded a grant in the amount of \$500,000 for a project under the direction of Research Professor Charles B. Halpern of the College of Forest Resources entitled “An Ecological Restoration Experiment In The Cedar River Municipal Watershed.” UW scientists will design and implement a restoration thinning experiment in young even-aged forests to guide future approaches to ecological restoration within the Cedar River Municipal Watershed. Their goals are to accelerate development of ecological structures associated with older forests, to increase complexity of wildlife habitat and to enhance biological diversity. The result will be a summary report analyzing and summarizing initial responses to treatments and recommending future sampling and research activities.

The National Science Foundation awarded a grant in the amount of 317,751 for a project under the direction of Research Professor George Hunt of the School Of Aquatic and Fishery Sciences entitled “Planning Activities For The Bering Ecosystem Study (BEST).” The motivation for the BEST Program is the knowledge that the Bering Sea is in the midst of significant adverse biological changes. The results may impact the sustainability of fish and shellfish stocks of great economic value effecting the livelihoods of Native communities and other fishers. The investigators will establish a project office to facilitate the planning and implementation of BEST activities. This BEST and will communicate the project’s activities to the science community and the public at large.

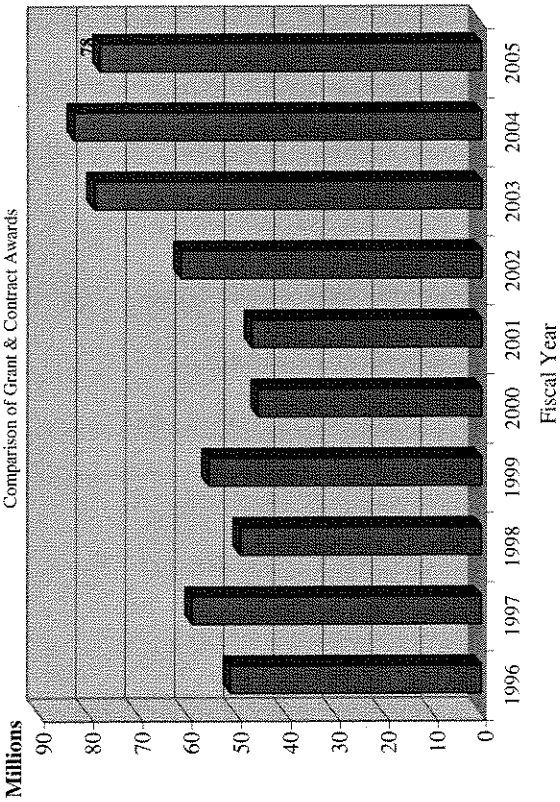
YEAR-TO-DATE

Comparison of Grant & Contract Awards



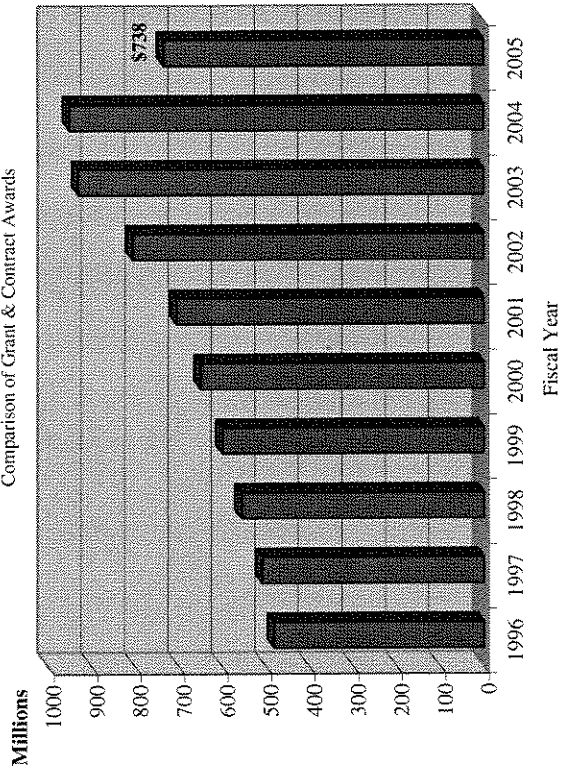
APRIL ONLY

Comparison of Grant & Contract Awards



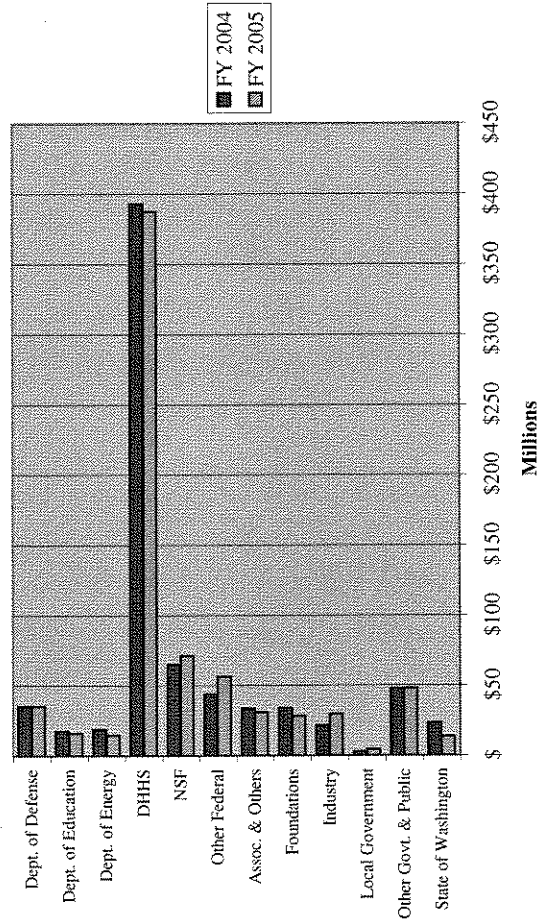
COMPLETE FISCAL YEAR

Comparison of Grant & Contract Awards



JULY THROUGH APRIL

Two Year Comparison of Grant & Contract Awards



Summary of Grant and Contract Awards
Fiscal Year 2004-2005

| Month | RESEARCH | | TRAINING | | Total |
|-----------------------------------|----------------------|----------------------|---------------------|----------------------|-----------------------------|
| | Federal | Non-Federal | Federal | Non-Federal | Grants and Contracts |
| July | \$59,948,697 | \$15,490,944 | \$6,142,165 | \$2,586,862 | \$84,168,668 |
| August | \$82,841,472 | \$16,029,595 | \$8,528,029 | \$2,376,175 | \$109,775,271 |
| September | \$97,039,843 | \$14,184,402 | \$13,804,079 | \$4,691,741 | \$129,720,065 |
| October | \$47,512,914 | \$15,994,709 | \$10,144,334 | \$5,762,687 | \$79,414,644 |
| November | \$11,718,550 | \$12,792,667 | \$7,763,675 | \$1,809,803 | \$34,084,695 |
| December | \$22,620,816 | \$11,009,686 | \$11,259,228 | \$936,242 | \$45,825,972 |
| January | \$27,733,231 | \$10,607,078 | \$4,901,594 | \$1,637,010 | \$44,878,913 |
| February | \$41,430,820 | \$11,310,474 | \$1,776,769 | \$1,550,461 | \$56,068,524 |
| March | \$52,832,824 | \$13,845,841 | \$6,890,359 | \$2,415,270 | \$75,984,294 |
| April | \$63,412,911 | \$9,308,697 | \$3,813,694 | \$1,207,004 | \$77,742,306 |
| May | | | | | |
| June | | | | | |
| Current Year to Date | \$507,092,078 | \$130,574,093 | \$75,023,926 | \$24,973,255 | \$737,663,352 |
| Previous Year to Date | \$512,327,846 | \$130,631,374 | \$62,097,547 | \$33,008,528 | \$738,065,295 |
| Over (Under) Previous Year | (\$5,235,768) | (\$57,281) | \$12,926,379 | (\$8,035,273) | (\$401,943) |

Assuming acceptance of all awards by the Board of Regents

Comparison of Grant and Contract Awards by Agency
Fiscal Years 2003-2004 and 2004-2005

| Agency | July-Apr FY04 | July-Apr FY05 |
|--|----------------------|----------------------|
| Department of Defense | \$35,599,342 | \$35,455,231 |
| Department of Education | \$17,722,627 | \$16,099,924 |
| Department of Energy | \$18,789,521 | \$14,837,623 |
| Dept. of Health and Human Services | \$393,118,330 | \$387,702,438 |
| National Science Foundation | \$65,059,610 | \$71,470,597 |
| Other Federal | \$44,135,963 | \$56,550,191 |
| Subtotal for Federal: | \$574,425,393 | \$582,116,004 |
| Associations .Others | \$33,586,542 | \$30,955,824 |
| Foundations | \$34,049,645 | \$28,418,962 |
| Industry | \$21,680,060 | \$29,874,584 |
| Local Government | \$3,045,146 | \$4,551,663 |
| Other Government and Public Agencies | \$47,845,562 | \$48,017,128 |
| State of Washington | \$23,432,947 | \$13,729,187 |
| Subtotal for Non-Federal: | \$163,639,902 | \$155,547,348 |
| Grand Total : | \$738,065,295 | \$737,663,352 |
| Amount of Increase (Decrease): | | (\$401,943) |
| Percent of Increase (Decrease): | | -0.1% |

Assuming acceptance of all awards by the Board of Regents

Comparison of Grant and Contract Awards by School/College
Fiscal Years 2003-2004 and 2004-2005

| School/College | July-Apr FY04 | July-Apr FY05 |
|--------------------------------------|----------------------|----------------------|
| Upper Campus | | |
| Achitecture and Urban Planning | \$1,984,064 | \$823,063 |
| Arts and Science | \$81,741,115 | \$61,906,424 |
| Business Administration | \$13,303 | \$396,250 |
| Education | \$8,425,419 | \$11,778,514 |
| Engineering | \$66,292,108 | \$62,713,164 |
| Evans School of Public Affairs | \$13,047,578 | \$8,675,167 |
| Forest Resources | \$4,766,958 | \$5,993,132 |
| Graduate School | \$3,003,018 | \$3,999,842 |
| Information School | \$1,488,175 | \$1,369,891 |
| Law | \$36,000 | \$2,221,775 |
| Ocean and Fishery Sciences | \$54,875,883 | \$64,257,966 |
| Office of Research | \$9,290,354 | \$16,234,796 |
| Social Work | \$25,740,003 | \$14,290,595 |
| Undergraduate Education | \$118,897 | \$141,228 |
| Subtotal : | \$270,822,875 | \$254,801,807 |
| Health Sciences | | |
| Dentistry | \$12,472,529 | \$11,809,407 |
| Medicine | \$363,484,617 | \$342,761,437 |
| Nursing | \$13,442,391 | \$11,833,374 |
| Pharmacy | \$12,206,657 | \$13,936,314 |
| Public Health and Community Medicine | \$43,743,489 | \$68,414,842 |
| Subtotal : | \$445,349,683 | \$448,755,374 |
| Special Programs | | |
| Health Sciences Special Programs | \$12,410,852 | \$21,161,047 |
| Other Special Programs | \$8,817,007 | \$10,892,308 |
| Subtotal : | \$21,227,859 | \$32,053,355 |
| Branch Campuses | | |
| Branch Campuses (Bothell) | \$501,978 | \$1,733,162 |
| Branch Campuses (Tacoma) | \$162,900 | \$319,654 |
| Subtotal : | \$664,878 | \$2,052,816 |
| Grand Total : | \$738,065,295 | \$737,663,352 |

Assuming acceptance of all awards by the Board of Regents

List of Awards for Arts and Sciences

| Department | July-Apr FY04 | July-Apr FY05 |
|---|----------------------|----------------------|
| Center for Humanities | \$10,000 | \$0 |
| Center for Statistics and the Social Sciences | \$752,009 | \$876,482 |
| Center for Studies in Demography and Ecology | \$2,948,066 | \$1,051,155 |
| College of Arts and Sciences | \$0 | \$1,150,692 |
| Department of Anthropology | \$590,308 | \$334,398 |
| Department of Applied Mathematics | \$1,515,532 | \$456,546 |
| Department of Asian Languages and Literature | \$0 | \$10,000 |
| Department of Astronomy | \$2,032,902 | \$1,663,760 |
| Department of Atmospheric Sciences | \$7,986,975 | \$4,941,769 |
| Department of Biology | \$12,598,828 | \$4,820,195 |
| Department of Chemistry | \$17,704,714 | \$15,461,951 |
| Department of Classics | \$44,656 | \$0 |
| Department of Communication | \$644,744 | \$889,500 |
| Department of Earth and Space Sciences | \$5,772,832 | \$6,989,849 |
| Department of Economics | \$0 | \$18,052 |
| Department of English | \$3,000 | \$0 |
| Department of Geography | \$1,289,506 | \$311,978 |
| Department of Germanics | \$44,000 | \$36,000 |
| Department of History | \$183,805 | \$120,000 |
| Department of Mathematics | \$1,400,147 | \$3,822,510 |
| Department of Near Eastern Languages & Civilization | \$314,550 | \$2,000 |
| Department of Physics | \$8,355,980 | \$8,613,147 |
| Department of Political Science | \$288,570 | \$183,310 |
| Department of Psychology | \$6,647,627 | \$5,413,707 |
| Department of Scandinavian Languages and Literature | \$27,273 | \$27,273 |
| Department of Sociology | \$361,006 | \$0 |
| Department of Speech and Hearing Sciences | \$1,276,461 | \$651,189 |
| Department of Statistics | \$1,313,595 | \$959,509 |
| Henry M. Jackson School of International Studies | \$4,907,640 | \$2,114,664 |
| Institute for Nuclear Theory | \$2,326,700 | \$195,000 |
| Public Performing Arts | \$36,356 | \$73,390 |
| School of Art | \$0 | \$127,400 |
| School of Music | \$0 | \$11,180 |
| Sociology | \$0 | \$22,718 |
| Thomas Burke Memorial Washington State Museum | \$363,333 | \$554,145 |
| Undergraduate Studies | \$0 | \$2,955 |
| | \$81,741,115 | \$61,906,424 |

Assuming acceptance of all awards by the Board of Regents

Summary of Grant Awards

Fiscal Year 2004-2005

(Excluding Private Awards from Foundations, Industry, Associations and Other)

| Month | RESEARCH | | TRAINING | | Total Grants |
|---------------------|----------------------|---------------------|---------------------|--------------------|----------------------|
| | Federal | Non-Federal | Federal | Non-Federal | |
| July | \$55,974,193 | \$6,566,850 | \$5,628,040 | \$419,247 | \$68,588,330 |
| August | \$81,537,111 | \$3,607,384 | \$8,409,062 | \$286,194 | \$93,839,751 |
| September | \$91,915,174 | \$4,443,388 | \$13,472,578 | \$2,050,573 | \$111,881,713 |
| October | \$38,700,760 | \$3,127,126 | \$10,006,094 | \$587,266 | \$52,421,246 |
| November | \$10,112,191 | \$5,475,868 | \$7,364,454 | \$195,093 | \$23,147,606 |
| December | \$19,875,113 | \$3,182,322 | \$11,174,372 | \$73,083 | \$34,304,890 |
| January | \$26,584,659 | \$2,100,436 | \$4,807,682 | \$239,176 | \$33,731,953 |
| February | \$36,529,612 | \$2,205,423 | \$1,624,455 | \$154,265 | \$40,513,755 |
| March | \$47,985,036 | \$3,279,607 | \$6,575,843 | \$151,305 | \$57,991,791 |
| April | \$58,149,265 | \$2,520,928 | \$3,743,574 | \$71,137 | \$64,484,904 |
| May | | | | | |
| June | | | | | |
| Year to Date | \$467,363,114 | \$36,509,332 | \$72,806,154 | \$4,227,339 | \$580,905,939 |

Assuming acceptance of all awards by the Board of Regents

Summary of Grant Awards

Fiscal Year 2004-2005

(Private Awards from Foundations, Industry, Associations and Other)

| Month | RESEARCH | TRAINING | Total Grants |
|---------------------|---------------------|---------------------|---------------------|
| July | \$4,689,311 | \$1,326,279 | \$6,015,590 |
| August | \$6,122,163 | \$1,311,941 | \$7,434,104 |
| September | \$4,654,889 | \$1,752,306 | \$6,407,195 |
| October | \$9,071,080 | \$602,381 | \$9,673,461 |
| November | \$4,857,082 | \$1,482,411 | \$6,339,493 |
| December | \$4,783,350 | \$670,728 | \$5,454,078 |
| January | \$5,950,843 | \$826,739 | \$6,777,582 |
| February | \$5,409,443 | \$402,095 | \$5,811,538 |
| March | \$7,274,343 | \$1,773,104 | \$9,047,447 |
| April | \$3,484,973 | \$953,401 | \$4,438,374 |
| May | | | |
| June | | | |
| Year to Date | \$56,297,477 | \$11,101,385 | \$67,398,862 |

Assuming acceptance of all awards by the Board of Regents

Summary of Contract Awards

Fiscal Year 2004-2005

| Month | RESEARCH | | TRAINING | | Total Contracts |
|---------------------|---------------------|---------------------|--------------------|--------------------|---------------------|
| | Federal | Non-Federal | Federal | Non-Federal | |
| July | \$3,974,504 | \$4,234,783 | \$514,125 | \$841,336 | \$9,564,748 |
| August | \$1,304,361 | \$6,300,048 | \$118,967 | \$778,040 | \$8,501,416 |
| September | \$5,124,669 | \$5,086,125 | \$331,501 | \$888,862 | \$11,431,157 |
| October | \$8,812,154 | \$3,796,503 | \$138,240 | \$4,573,040 | \$17,319,937 |
| November | \$1,606,359 | \$2,459,717 | \$399,221 | \$132,299 | \$4,597,596 |
| December | \$2,745,703 | \$3,044,014 | \$84,856 | \$192,431 | \$6,067,004 |
| January | \$1,148,572 | \$2,555,799 | \$93,912 | \$571,095 | \$4,369,378 |
| February | \$4,901,208 | \$3,695,608 | \$152,314 | \$994,101 | \$9,743,231 |
| March | \$4,847,788 | \$3,291,891 | \$314,516 | \$490,861 | \$8,945,056 |
| April | \$5,263,646 | \$3,302,796 | \$70,120 | \$182,466 | \$8,819,028 |
| May | | | | | |
| June | | | | | |
| Year to Date | \$39,728,964 | \$37,767,284 | \$2,217,772 | \$9,644,531 | \$89,358,551 |

Assuming acceptance of all awards by the Board of Regents

**Report of Grant and Contract Awards
Of \$1,000,000 or More**

April 2005

**Requiring Action of
The Board of Regents**

**of the
University of Washington**

**Office of Research
Office of Sponsored Programs**

Table of Contents

| | Page |
|---|------|
| Detail of Grant Awards - Excluding Private Grants | 2 |
| Detail of Contracts | 4 |

Detail of Grant Awards (Excluding Private Awards) for
April 2005

FEDERAL

DEPT. OF HEALTH AND HUMAN SERVICES

National Institutes of Health

| | | |
|------|---|-------------|
| To: | JOHN C.S. BREITNER, PROFESSOR | \$6,131,561 |
| For: | DEPARTMENT OF PSYCHIATRY AND BEHAVIORAL SCIENCES PREVENTION OF ALZHEIMER'S DEMENTIA AND COGNITIVE DECLINE | |
| Eff: | 3/1/2003 | |
| To: | SHIU-LOK HU, PROFESSOR | \$3,748,460 |
| For: | DEPARTMENT OF PHARMACEUTICS COMBINED APPROACH TO BROADLY PROTECTIVE AIDS VACCINES | |
| Eff: | 3/1/2005 | |
| To: | KING K. HOLMES, PROFESSOR | \$3,060,360 |
| For: | DEPARTMENT OF MEDICINE UNIVERSITY OF WASHINGTON CENTER FOR AIDS RESEARCH | |
| Eff: | 3/1/2005 | |
| To: | HARVEY CHECKOWAY, PROFESSOR | \$2,990,583 |
| For: | DEPARTMENT OF ENVIRONMENTAL HEALTH EFFECTS-RELATED BIOMARKERS OF TOXIC EXPOSURES | |
| Eff: | 4/1/2005 | |
| To: | JOHN J. ALBERS, RESEARCH PROFESSOR | \$1,953,317 |
| For: | DEPARTMENT OF MEDICINE HUMAN LIPOPROTEIN PATHOPHYSIOLOGY | |
| Eff: | 4/1/2005 | |
| To: | MAYNARD V. OLSON, PROFESSOR | \$1,885,480 |
| For: | DEPARTMENT OF MEDICINE UW GENOME CENTER LARGE SCALE SEQUENCING PROGRAM | |
| Eff: | 4/1/2005 | |
| To: | JAMES I. MULLINS, PROFESSOR | \$1,783,778 |
| For: | DEPARTMENT OF MICROBIOLOGY SEATTLE PRIMARY INFECTION PROGRAM: IMMUNOLOGY AND VIROLOGY OF ACUTE HIV INFECTION | |
| Eff: | 4/1/2005 | |

**Detail of Grant Awards (Excluding Private Awards) for
April 2005**

To: WARREN C. LADIGES, PROFESSOR \$1,362,645
For: DEPARTMENT OF COMPARATIVE MEDICINE
COMPARATIVE MOUSE GENOMICS CENTER

Eff: 4/1/2005

To: TIMOTHY DE ROUEN, ASSOCIATE DEAN \$1,287,168
For: DEPARTMENT OF DENTAL AND PUBLIC HEALTH SCIENCES
NETWORK CHAIR FOR THE PACIFIC NORTHWEST DPBRN

Eff: 4/1/2005

To: DEIRDRE R. MELDRUM, PROFESSOR \$1,206,564
For: DEPARTMENT OF ELECTRICAL ENGINEERING
MICROSCALE INSTRUMENT DEVELOPMENT FOR GENOMIC ANALYSIS

Eff: 5/1/2002

Dept. of Health and Human Services Subtotal:

\$25,409,916

NATIONAL SCIENCE FOUNDATION

National Science Foundation

To: BUDDY D. RATNER, PROFESSOR/DIRECTOR \$1,369,200
For: ENGINEERED BIOMATERIALS ERC
UWEB SUMMER REU

Eff: 8/12/1996

National Science Foundation Subtotal:

\$1,369,200

Total for Federal:

\$26,779,116

Detail of Contract Awards for
April 2005

FEDERAL

DEPARTMENT OF DEFENSE

U.S. Department of the Navy

To: GARY L. HARKINS, HEAD \$2,458,000
APPLIED PHYSICS LABORATORY
For: FY05 AN/UNQ-9 SYS FAB2

Eff: 3/29/2005

To: GARY L. HARKINS, HEAD \$1,728,940
APPLIED PHYSICS LABORATORY
For: FY05 AN/UNQ-9 SYS FAB

Eff: 3/30/2005

Department of Defense Subtotal:

\$4,186,940

Total for Federal:

\$4,186,940

Total Awards \$1,000,000 or Greater:

\$30,966,056