

VII. STANDING COMMITTEES

B. Finance, Audit and Facilities Committee

UW

Report of Contributions

University of Washington
University of Washington Foundation

April 2005

NOTES AS OF APRIL 30, 2005

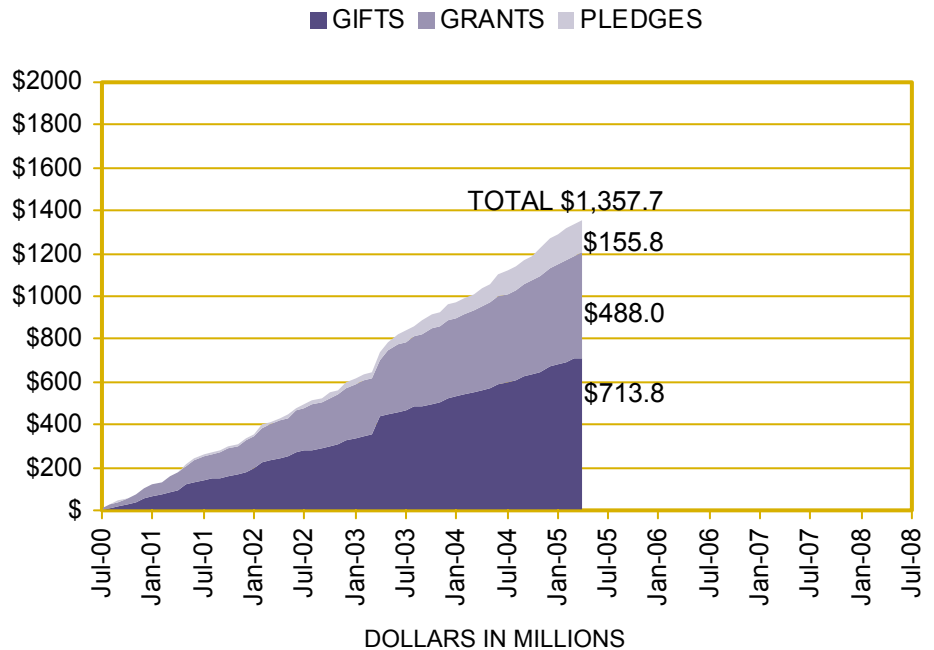
DATA POINTS

\$1,357,689,509 has been raised toward our campaign goal of \$2 billion.

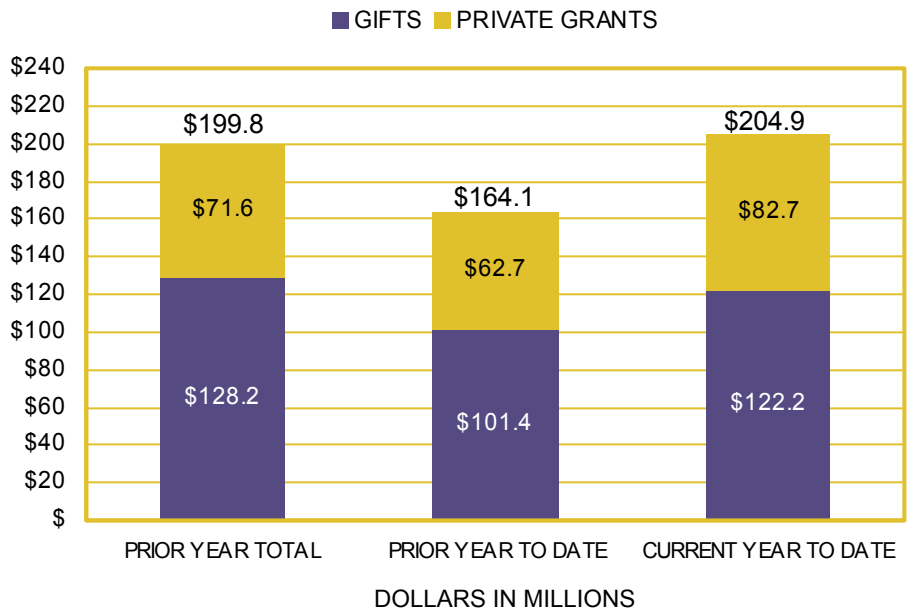
The UW received \$17.6 million in total private voluntary support (\$6.8 million in gifts and \$10.8 million in grants) in April.

Areas including Arts & Sciences, UW Bothell, Business, Dentistry, Education, Engineering, Evans School of Public Affairs, Graduate School, Information School, Intercollegiate Athletics, Libraries, UW Medicine, Nursing, Ocean and Fisheries, Pharmacy, Public Health, Scholarships and Student Programs and Social Work are ahead of last year's year-to-date totals.

FUNDRAISING PROGRESS SINCE JULY 1, 2000



CURRENT GIFT AND PRIVATE GRANT TOTALS



APRIL 2005 GIFTS AND IMPACT

Selected gifts representing private support for one of the University of Washington's key fundraising priorities -- student, faculty, program and facility support.

Alta J. and Stanley H. Barer — \$10,000 to Libraries

- This gift to the Warren G. Magnuson Endowed Library Fund is part of \$130,000 raised this year at an annual event honoring one of the Northwest's most memorable lawmakers.
- A strong advocate of federal aid to education who helped to establish the National Institutes of Health, Senator Magnuson was instrumental in establishing the UW as a leading medical research institution. The UW Health Sciences Center is named for him.
- The Magnuson endowment was established in 1988; since then an annual event has been held in the Senator's honor. To date, \$182,000 has been raised for the endowment, which supports library collections in areas related to Senator Magnuson's legacy of public service: political science and history, labor issues, law, health care, consumer protection, natural resources, science and transportation policies.
- Stan Barer ('63) was the first legislative aide in a program developed by Senator Magnuson to hire UW law graduates. He and his wife Alta are UW Laureates who generously support the School of Law and Intercollegiate Athletics, among other UW programs.

Frye Art Museum — \$10,000 to the University Press

- This gift will help fund production of the forthcoming book *William Cumming: Images of Consequence* by Matthew Kangas, which will be published by the Press in the summer of 2005.
- William Cumming is considered the last of the original "Northwest School" artists, whose members included Mark Tobey, Morris Graves, Kenneth Callahan and Guy Anderson. The book will accompany an exhibition which will open on August 20 at the Frye Art Museum.
- Over \$30,00 has been raised in support of this book, including Christopher Ackerley, president of the media company the Ackerley Group.
- The Frye Art Museum provides rotating exhibitions, lectures, workshops and conferences year-round at no cost to the public.

Harry A. and Ann L. Pryde — \$20,000 to the Evans School of Public Affairs

- Mr. and Mrs. Pryde's gift is a payment on a \$100,000 pledge to endow the Harry and Ann Pryde Endowed Graduate fellowship at the Evans School, which will provide funds to graduate students pursuing careers in public service. The gift qualifies for matching funds under the UW Matching Initiative.
- Ann and Harry Pryde are Evans School alumni who both worked in the public sector before starting the Pryde Corporation, a real estate development company.
- The Evans School of Public Affairs is ranked nationally in the top tier of schools of public policy by *U.S. News and World Report*. The school has 1,800 alumni working throughout the world.





REPORT OF CONTRIBUTIONS

April 2005

CAMPAIGN UW: CREATING FUTURES

Report prepared by: Office of Development and Alumni Relations
Advancement Services, Information Management

5/6/2005 11:16 AM

TABLE OF CONTENTS


Campaign Progress to Date*	1
Campaign Progress by Giving Level*	2
Campaign Progress Pyramid*	3
Campaign Progress by Constituency*	4
Campaign Theme Progress*	5
Development Area Summary - Total Private Voluntary Support	6
Development Area Summary - Gifts and Private Grants	7
Development Area Summary - Gifts	8
Complete Fiscal Year Comparison	9
Year to Date Contribution Totals	10
Development Activity by Donor Type	11
Alumni Participation by Constituency	12

*All Campaign totals represented are from July 1, 2000 through the end of the preceeding calendar month. Please note that grant revenue totals in Campaign Reports may contain clinical trials. Fundraising totals from all affiliated non-profit organizations are also included in UW Campaign totals.

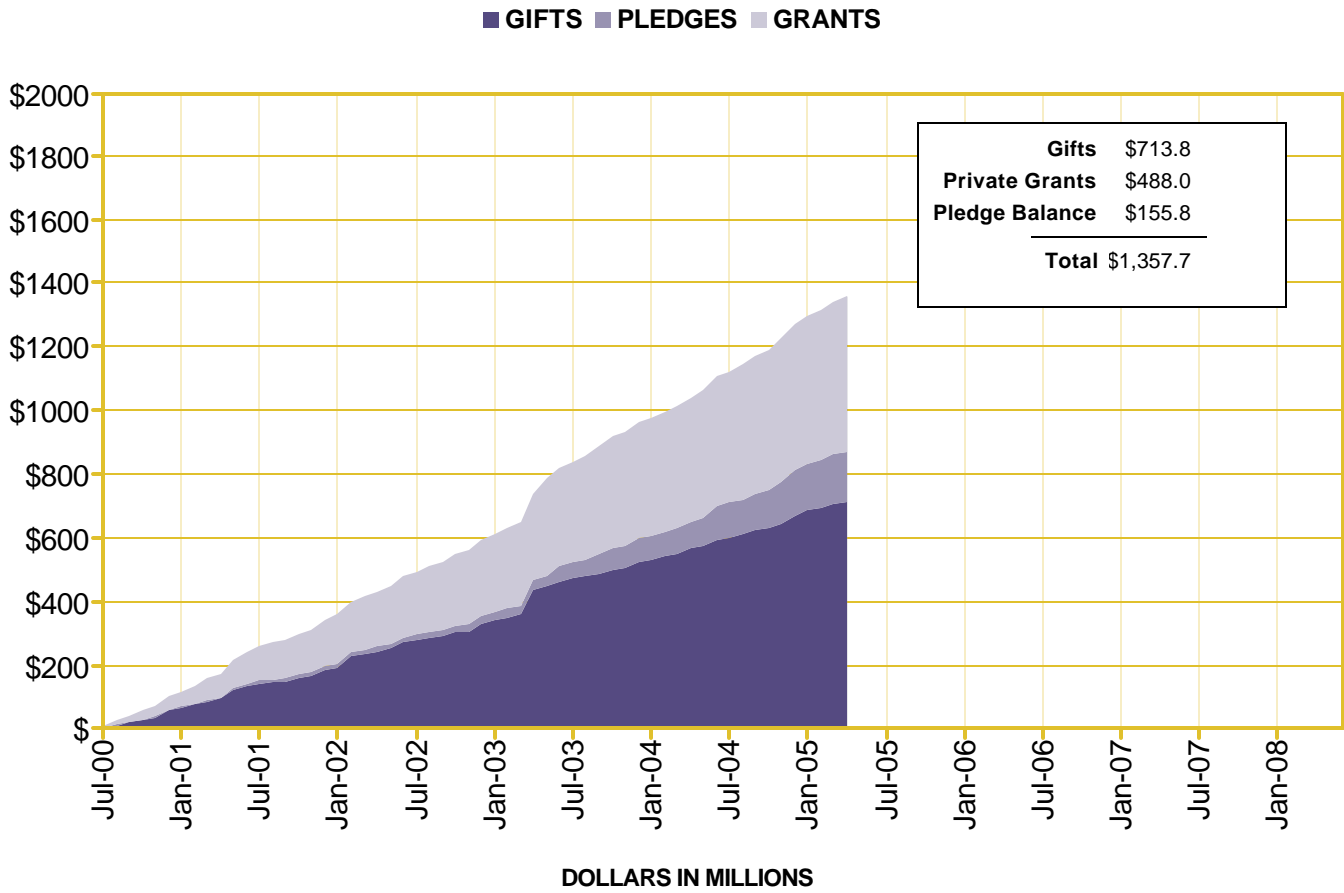
Annual reporting is July 1, 2004 through the end of the preceeding calendar month.

Job Number: 65430
April 2005

Table of Contents



CAMPAIGN PROGRESS SINCE JULY 1, 2000



Source: UW Office of Development

Summarizes Total Private Voluntary Support since July 1, 2000. Testamentary Commitments included in Pledge Balance total. All dollar totals in millions.

Job Number: 65430
 April 2005

Fundraising Progress Since July 1, 2000




CAMPAIGN PROGRESS BY GIVING LEVEL

DOLLARS RAISED							
Gifts and Pledges							
Giving Level *	Alumni	Non Alumni	Family Fndns.	Corporations	Foundations	Other Orgs.	Total
\$100M+	\$0	\$32,720	\$87,084,812	\$0	\$0	\$0	\$87,117,532
\$50M - \$99,999,999	\$0	\$0	\$0	\$0	\$0	\$0	\$0
\$10M - \$49,999,999	\$28,653,385	\$45,989,184	\$20,512,500	\$20,245,182	\$29,922,374	\$0	\$145,322,626
\$5M - \$9,999,999	\$15,102,484	\$5,005,500	\$0	\$22,602,117	\$13,166,754	\$22,052,865	\$77,929,720
\$1M - \$4,999,999	\$64,094,388	\$47,857,802	\$20,026,810	\$52,760,709	\$34,347,320	\$4,717,809	\$223,804,838
\$100,000 - \$999,999	\$62,703,495	\$50,768,012	\$17,189,538	\$30,105,908	\$16,978,950	\$9,383,723	\$187,129,626
\$25,000 - \$99,999	\$18,032,843	\$14,159,096	\$2,186,452	\$12,734,499	\$3,181,085	\$2,837,358	\$53,131,334
\$10,000 - \$24,999	\$11,793,490	\$8,617,771	\$792,365	\$6,114,233	\$832,692	\$1,142,289	\$29,292,840
\$5,000 - \$9,999	\$8,911,110	\$6,723,482	\$263,413	\$3,635,637	\$385,372	\$502,477	\$20,421,491
\$2,000 - \$4,999	\$8,237,832	\$6,459,824	\$76,559	\$2,654,241	\$220,253	\$305,168	\$17,953,878
\$1,000 - \$1,999	\$3,849,981	\$3,176,922	\$22,060	\$1,164,276	\$71,426	\$145,467	\$8,430,133
\$500 - \$999	\$3,663,423	\$2,506,819	\$4,710	\$572,811	\$25,655	\$71,479	\$6,844,898
\$250 - \$499	\$2,910,499	\$2,179,671	\$1,850	\$256,276	\$8,032	\$39,936	\$5,396,265
\$100 - \$249	\$2,518,036	\$1,736,271	\$1,210	\$239,490	\$7,497	\$24,742	\$4,527,245
\$1 - \$99	\$1,303,155	\$982,141	\$154	\$60,973	\$908	\$8,899	\$2,356,230
Gift / Pledge Total	\$231,774,123	\$196,195,216	\$148,162,433	\$153,146,351	\$99,148,319	\$41,232,212	\$869,658,654
Private Grant Total							\$488,030,855
DONOR COUNTS							
Giving Level	Alumni	Non Alumni	Family Fndns.	Corporations	Foundations	Other Orgs.	Total
\$100M+	0	2	1	0	0	0	3
\$50M - \$99,999,999	0	0	0	0	0	0	0
\$10M - \$49,999,999	8	6	2	2	4	0	22
\$5M - \$9,999,999	4	4	0	7	5	8	28
\$1M - \$4,999,999	68	72	12	44	38	29	263
\$100,000 - \$999,999	373	393	64	356	155	155	1,496
\$25,000 - \$99,999	720	669	58	532	132	166	2,277
\$10,000 - \$24,999	1,427	1,298	57	585	81	130	3,578
\$5,000 - \$9,999	2,315	2,033	45	674	78	98	5,243
\$2,000 - \$4,999	4,451	4,098	27	1,050	84	131	9,841
\$1,000 - \$1,999	4,511	4,556	20	1,079	61	134	10,361
\$500 - \$999	7,838	6,605	10	1,056	41	123	15,673
\$250 - \$499	11,163	9,827	6	905	25	129	22,055
\$100 - \$249	20,850	17,164	9	1,872	55	194	40,144
\$1 - \$99	33,866	33,069	4	1,562	18	253	68,772
Total	87,594	79,796	315	9,724	777	1,550	179,756

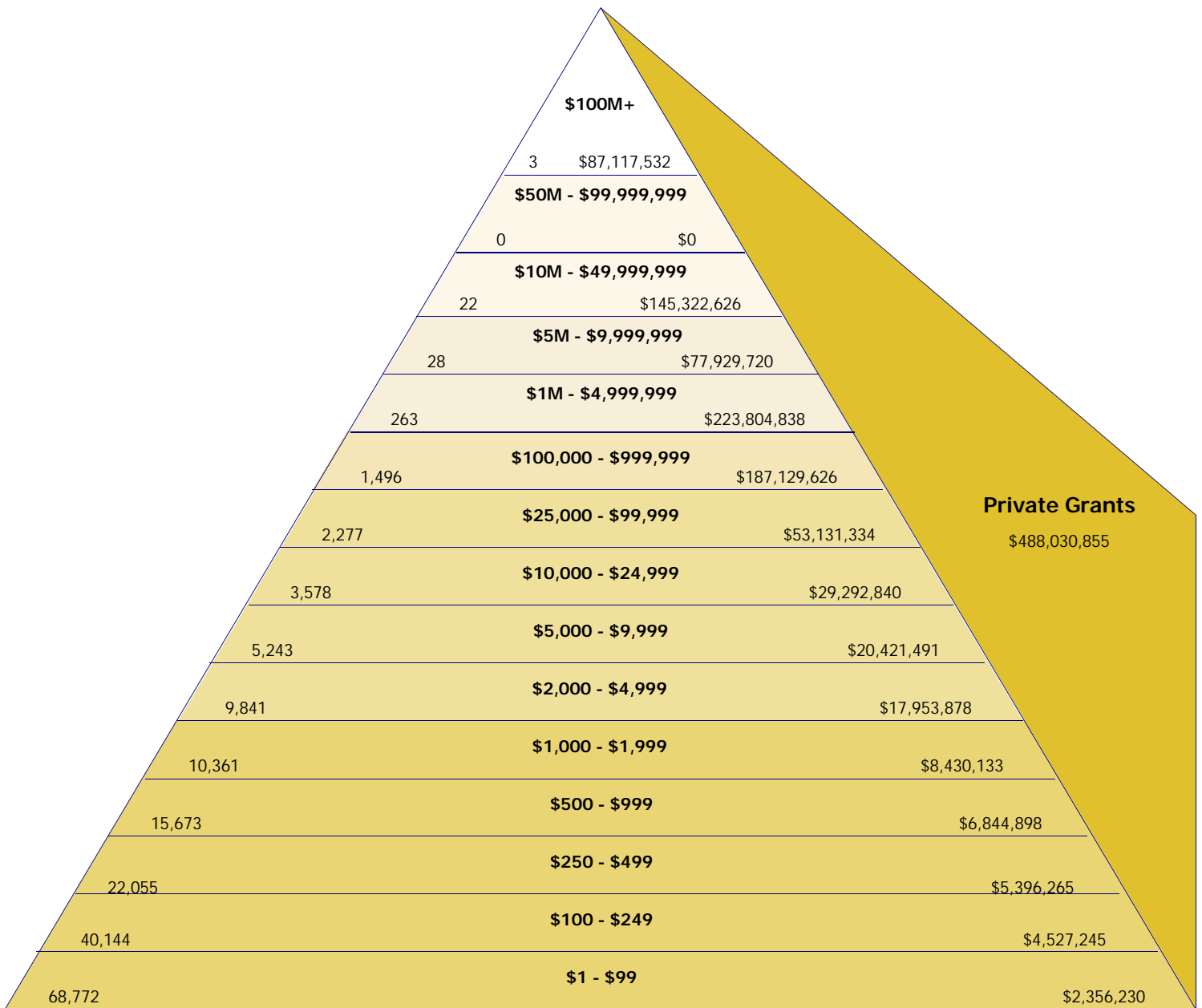
Source: UW Office of Development & Alumni Relations

This report shows the count of distinct donors and campaign total by giving level and donor type since July 1, 2000.

**"Giving Level" is determined by summing all gift record types (including grants); however only gifts and pledges are used to calculate dollar totals in the "Dollars Raised" chart.



CAMPAIGN PROGRESS BY PYRAMID, SINCE JULY 1, 2000



179,756 Donor Count

Gift and Pledges \$869,658,654

Campaign Total: \$1,357,689,509 *Campaign Working Goal: \$2,000,000,000 Percent Complete: 67.9%

Source: UW Office of Development

The counts of distinct donors and fundraising totals by giving level are shown.


*Unit campaign goals are still being finalized.

Pyramid Levels are determined by summing all gift record types(including grants); however only gifts and pledges are used to calculate dollar totals displayed.

Job Number: 65430

April 2005

Campaign Progress Pyramid - Since July 1, 2000



CAMPAIGN PROGRESS BY CONSTITUENCY


	GIFTS	Irrevocable Deferred Gifts		PLEDGES	Testamentary Commitments		GRANTS	Campaign - Private Voluntary Support		
		Donor Value	Discount Value		Donor Value	Discount Value		TOTAL	Working Goal	% of Goal
UW Medicine	\$215,338,980	\$9,976,291	\$4,587,385	\$17,643,614	\$16,714,853	\$3,817,119	\$243,546,087	\$503,219,823	\$1,000,000,000	50.3%
Architecture	\$5,861,879	\$244,117	\$78,098	\$741,730	\$0	\$0	\$1,522,775	\$8,370,501	\$19,000,000	44.1%
Arts and Sciences	\$73,629,971	\$4,852,561	\$2,491,186	\$8,667,597	\$7,274,000	\$4,282,001	\$54,273,109	\$148,697,238	\$240,000,000	62.0%
Broadcast Services	\$31,532,045	\$0	\$0	\$13,864	\$0	\$0	\$0	\$31,545,910	N/A	N/A
Business School	\$41,110,145	\$741,794	\$337,793	\$31,429,148	\$3,000,271	\$2,035,445	\$200,800	\$76,482,158	\$226,000,000	33.8%
Dentistry	\$5,607,732	\$20,000	\$7,801	\$773,381	\$100,000	\$41,408	\$3,411,559	\$9,912,673	\$15,000,000	66.1%
Education	\$7,444,297	\$2,849	\$2,849	\$4,339,790	\$0	\$0	\$8,001,647	\$19,788,582	\$23,000,000	86.0%
Engineering	\$99,503,773	\$1,563,700	\$624,899	\$7,502,665	\$1,750,000	\$1,124,333	\$47,659,793	\$157,979,932	\$250,000,000	63.2%
Evans Schl. of Pub. Affairs	\$8,618,614	\$52,994	\$18,215	\$525,354	\$500,000	\$265,793	\$33,534,719	\$43,231,681	\$40,000,000	108.1%
Forest Resources	\$5,716,706	\$646,572	\$439,763	\$730,835	\$1,250,000	\$637,648	\$2,704,057	\$11,048,170	\$17,700,000	62.4%
Friday Harbor Labs	\$5,200,754	\$153,242	\$24,284	\$380,635	\$695,000	\$438,421	\$765,000	\$7,194,631	\$12,000,000	60.0%
Information School	\$2,319,714	\$0	\$0	\$115,146	\$100,000	\$64,666	\$836,947	\$3,371,807	\$5,000,000	67.4%
Intercollegiate Athletics	\$68,486,857	\$211,597	\$102,931	\$4,306,011	\$0	\$0	\$0	\$73,004,466	\$110,000,000	66.4%
Law	\$22,197,210	\$1,659	\$1,659	\$1,586,519	\$0	\$0	\$937,944	\$24,723,332	\$70,000,000	35.3%
Libraries	\$4,089,997	\$427,146	\$265,714	\$109,986	\$772,000	\$379,527	\$410,326	\$5,809,455	\$9,000,000	64.5%
Nursing	\$6,742,048	\$275,000	\$119,617	\$931,979	\$1,475,000	\$869,595	\$6,228,621	\$15,652,648	\$24,000,000	65.2%
Ocean and Fisheries	\$9,488,575	\$562,500	\$187,134	\$1,007,720	\$0	\$0	\$15,524,555	\$26,583,349	\$34,000,000	78.2%
Pharmacy	\$6,317,666	\$0	\$0	\$454,433	\$0	\$0	\$3,583,455	\$10,355,555	\$10,260,000	100.9%
President's Funds	\$4,482,815	\$324,582	\$149,399	\$602,291	\$1,750,000	\$823,656	\$0	\$7,159,687	N/A	N/A
Public Health	\$12,545,532	\$50,259	\$24,777	\$718,886	\$0	\$0	\$48,955,907	\$62,270,584	\$90,000,000	69.2%
Scholar. & Student Progs.	\$20,553,865	\$321,293	\$97,431	\$2,425,694	\$550,000	\$239,963	\$624,871	\$24,475,723	\$40,000,000	61.2%
Social Work	\$1,495,512	\$165,797	\$33,243	\$206,917	\$0	\$0	\$4,346,222	\$6,214,448	\$10,000,000	62.1%
University Press	\$1,383,650	\$83,788	\$35,275	\$31,790	\$0	\$0	\$0	\$1,499,228	\$3,000,000	50.0%
University Support	\$19,944,315	\$833,455	\$590,740	\$8,209,232	\$12,521,091	\$4,500,384	\$10,842,261	\$52,350,354	N/A	N/A
UW Bothell	\$1,947,215	\$0	\$0	\$243,517	\$0	\$0	\$50,500	\$2,241,232	\$5,700,000	39.3%
UW Tacoma	\$10,595,983	\$150,000	\$150,000	\$10,890,659	\$2,800,000	\$1,594,562	\$69,700	\$24,506,342	\$30,000,000	81.7%
All UW Total	\$692,155,850	\$21,661,196	\$10,370,193	\$104,589,393	\$51,252,215	\$21,114,521	\$488,030,855	\$1,357,689,509	\$2,000,000,000	67.9%

Source: UW Office of Development

Fundraising progress toward campaign working goals by constituency area (school/college/program). Campaign total is the sum of gifts, grants, active pledges and donor values of irrevocable deferred gifts and testamentary commitments. "N/A" is not applicable. 1 - "Pledges" are those in active status only. 2 - "Grants" are private grants only. 3 - Unit campaign working goals are still being finalized.

Job Number: 65430
April 2005

Campaign Progress by Constituency - Since July 2000



CAMPAIGN FUNDING THEME PROGRESS - JULY 2000 - PRESENT

THEME	CURRENT USE	ENDOWMENT	TOTAL
Student Support	\$63,064,120	\$76,122,850	\$139,186,971
Faculty Support	\$68,915,250	\$80,505,871	\$149,421,120
Program Support for Faculty and Students	\$599,083,969	\$71,907,262	\$670,991,231
Capital	\$250,353,296	\$878,269	\$251,231,564
Unrestricted	\$119,430,593	\$27,428,030	\$146,858,623
Total	\$1,100,847,227	\$256,842,282	\$1,357,689,509
Goal	\$1,600,000,000	\$400,000,000	\$2,000,000,000
% to Goal	68.8%	64.2%	67.9%

Source: UW Office of Development

This report shows contribution totals by campaign theme/priority since July 1, 2000.

Job Number: 65430
 April 2005

Campaign Theme Progress



DEVELOPMENT SUMMARY - TOTAL PRIVATE VOLUNTARY SUPPORT

AREA	YEAR TO DATE DONOR VALUES		
	GIFTS	PRIVATE GRANTS	TOTAL
UW Seattle			
UW Medicine	\$33,443,851	\$36,646,718	\$70,090,569
Architecture	\$475,720	\$382,366	\$858,086
Arts and Sciences	\$15,378,325	\$6,364,110	\$21,742,435
Broadcast Services	\$6,520,998		\$6,520,998
Business School	\$9,667,833	\$50,800	\$9,718,633
Dentistry	\$1,100,065	\$115,719	\$1,215,784
Education	\$1,468,616	\$2,093,697	\$3,562,313
Engineering	\$16,287,398	\$6,895,879	\$23,183,277
Evans Schl. of Pub. Affairs	\$456,354	\$10,750,401	\$11,206,755
Forest Resources	\$1,107,168	\$470,574	\$1,577,742
Graduate School	\$1,292,021	\$2,304,764	\$3,596,785
Information School	\$294,869	\$72,270	\$367,139
Intercollegiate Athletics	\$11,171,766		\$11,171,766
Law	\$1,274,401	\$144,997	\$1,419,398
Libraries	\$924,569		\$924,569
Nursing	\$1,456,802	\$499,771	\$1,956,573
Ocean and Fisheries	\$1,926,171	\$7,528,439	\$9,454,610
Pharmacy	\$1,818,261	\$552,564	\$2,370,825
President's Funds	\$560,342		\$560,342
Public Health	\$927,715	\$7,147,356	\$8,075,071
Scholar. & Student Progs.	\$4,619,863	\$123,303	\$4,743,166
Social Work	\$541,600	\$549,617	\$1,091,217
UW Alumni Association	\$775,033		\$775,033
University Press	\$425,659		\$425,659
University Support	\$7,402,273	\$4,743	\$7,407,016
Washington Tech. Center			
UW Bothell	\$251,820		\$251,820
UW Tacoma	\$584,047	\$2,400	\$586,447
All UW Total	\$122,153,555	\$82,700,488	\$204,854,043

Source: UW Office of Development

Contribution totals for the major Development areas of the University are shown.

Job Number: 65430

April 2005

Development Area Summary - Total Private Voluntary Support



DEVELOPMENT SUMMARY - GIFTS AND PRIVATE GRANTS

AREA	CURRENT MONTH		YEAR TO DATE		PRIOR YEAR TO DATE		PRIOR FISCAL YEAR	
	Donors	Value	Donors	Value	Donors	Value	Donors	Value
UW Seattle								
UW Medicine	2,678	\$6,003,878	16,087	\$70,090,569	14,049	\$61,270,792	15,677	\$73,746,044
Architecture	85	\$186,947	1,052	\$858,086	931	\$1,236,487	1,125	\$1,526,446
Arts and Sciences	1,564	\$1,319,675	13,857	\$21,742,435	13,474	\$17,348,665	15,042	\$21,258,923
Broadcast Services	706	\$675,192	2,767	\$6,520,998	2,540	\$6,354,146	3,055	\$8,003,070
Business School	210	\$138,571	3,609	\$9,718,633	3,368	\$7,337,455	3,774	\$8,104,326
Dentistry	111	\$72,579	1,128	\$1,215,784	1,174	\$1,110,569	1,314	\$1,166,282
Education	106	\$123,233	1,368	\$3,562,313	1,336	\$2,119,075	1,559	\$2,231,526
Engineering	492	\$1,564,346	3,539	\$23,183,277	3,391	\$19,292,327	3,709	\$23,824,360
Evans Schl. of Pub. Affairs	64	\$198,129	648	\$11,206,755	374	\$8,692,480	420	\$8,704,838
Forest Resources	76	\$337,519	945	\$1,577,742	1,004	\$1,678,809	1,055	\$1,860,102
Graduate School	38	\$1,160,342	509	\$3,596,785	654	\$2,045,614	890	\$2,265,996
Information School	32	\$23,004	522	\$367,139	481	\$331,064	528	\$463,842
Intercollegiate Athletics	344	\$270,386	11,450	\$11,171,766	10,904	\$9,326,564	21,719	\$12,479,465
Law	96	\$162,673	1,485	\$1,419,398	1,541	\$2,234,793	1,703	\$2,886,862
Libraries	388	\$86,726	3,837	\$924,569	3,369	\$514,227	3,589	\$616,206
Nursing	84	\$145,773	1,537	\$1,956,573	1,534	\$1,847,017	1,617	\$1,922,445
Ocean and Fisheries	54	\$2,408,822	616	\$9,454,610	509	\$3,820,936	553	\$4,155,330
Pharmacy	60	\$208,381	976	\$2,370,825	1,012	\$1,297,083	1,061	\$1,494,282
President's Funds	150	\$11,501	1,703	\$560,342	2,186	\$686,565	2,322	\$869,415
Public Health	82	\$519,449	593	\$8,075,071	556	\$5,898,373	584	\$6,667,414
Scholar. & Student Progs.	524	\$1,159,647	3,032	\$4,743,166	3,981	\$4,435,372	4,958	\$5,858,592
Social Work	51	\$123,868	645	\$1,091,217	735	\$450,132	795	\$492,520
UW Alumni Association	2,170	\$126,335	16,094	\$775,033	18,725	\$832,429	22,454	\$1,032,281
University Press	47	\$193,674	300	\$425,659				
University Support	303	\$212,471	1,526	\$7,407,016	996	\$2,561,453	1,245	\$4,627,937
Washington Tech. Center					1	\$204,919	1	\$219,908
UW Bothell	82	\$7,203	391	\$251,820	229	\$232,826	274	\$248,742
UW Tacoma	97	\$165,379	495	\$586,447	470	\$889,970	549	\$3,050,522
All UW Unique Total	10,154	\$17,605,716	76,116	\$204,854,043	74,985	\$164,050,153	91,903	\$199,777,690


Source: UW Office of Development

The number of donors and contribution totals for the major Development areas of the University are shown. Dollar values are based on donor values.

Job Number: 65430

April 2005

Development Area Summary - Gifts and Private Grants



DEVELOPMENT SUMMARY - GIFTS

AREA	CURRENT MONTH		YEAR TO DATE		PRIOR YEAR TO DATE		PRIOR FISCAL YEAR	
	Donors	Value	Donors	Value	Donors	Value	Donors	Value
UW Seattle								
UW Medicine	2,618	\$1,853,383	15,835	\$33,443,851	13,855	\$31,086,138	15,479	\$36,774,110
Architecture	84	\$86,947	1,050	\$475,720	928	\$935,993	1,123	\$1,225,952
Arts and Sciences	1,551	\$642,232	13,794	\$15,378,325	13,422	\$11,642,533	14,989	\$14,525,068
Broadcast Services	706	\$675,192	2,767	\$6,520,998	2,540	\$6,354,146	3,055	\$8,003,070
Business School	209	\$127,971	3,608	\$9,667,833	3,368	\$7,337,455	3,774	\$8,104,326
Dentistry	111	\$72,579	1,125	\$1,100,065	1,170	\$803,360	1,310	\$859,073
Education	105	\$35,333	1,363	\$1,468,616	1,331	\$1,362,105	1,554	\$1,474,556
Engineering	476	\$594,330	3,478	\$16,287,398	3,339	\$11,435,413	3,654	\$15,709,271
Evans Schl. of Pub. Affairs	63	\$28,129	626	\$456,354	366	\$692,814	412	\$705,172
Forest Resources	73	\$140,229	939	\$1,107,168	1,000	\$1,589,187	1,050	\$1,730,480
Graduate School	37	\$37,042	503	\$1,292,021	651	\$1,186,685	886	\$1,402,400
Information School	31	\$5,009	521	\$294,869	480	\$255,867	527	\$388,645
Intercollegiate Athletics	344	\$270,386	11,450	\$11,171,766	10,904	\$9,326,564	21,719	\$12,479,465
Law	94	\$42,676	1,482	\$1,274,401	1,541	\$2,234,793	1,703	\$2,886,862
Libraries	388	\$86,726	3,837	\$924,569	3,369	\$514,227	3,589	\$616,206
Nursing	83	\$78,784	1,528	\$1,456,802	1,526	\$1,124,395	1,609	\$1,198,123
Ocean and Fisheries	51	\$4,805	595	\$1,926,171	496	\$2,596,071	537	\$2,827,176
Pharmacy	60	\$208,381	971	\$1,818,261	1,009	\$1,035,412	1,058	\$1,232,611
President's Funds	150	\$11,501	1,703	\$560,342	2,186	\$686,565	2,322	\$869,415
Public Health	76	\$23,538	559	\$927,715	524	\$429,795	551	\$603,827
Scholar. & Student Progs.	523	\$1,036,344	3,031	\$4,619,863	3,980	\$4,433,772	4,957	\$5,855,992
Social Work	50	\$5,165	634	\$541,600	730	\$86,375	790	\$128,763
UW Alumni Association	2,170	\$126,335	16,094	\$775,033	18,725	\$832,429	22,454	\$1,032,281
University Press	47	\$193,674	300	\$425,659				
University Support	303	\$212,471	1,524	\$7,402,273	993	\$2,055,353	1,241	\$4,022,337
Washington Tech. Center					1	\$204,919	1	\$219,908
UW Bothell	82	\$7,203	391	\$251,820	229	\$232,826	274	\$248,742
UW Tacoma	97	\$165,379	494	\$584,047	470	\$889,970	549	\$3,050,522
All UW Unique Total	10,051	\$6,771,757	75,683	\$122,153,555	74,659	\$101,365,172	91,572	\$128,174,367


Source: UW Office of Development

The number of donors and contribution totals (gifts only) for the major Development areas of the University are shown. Dollar values are based on donor values.

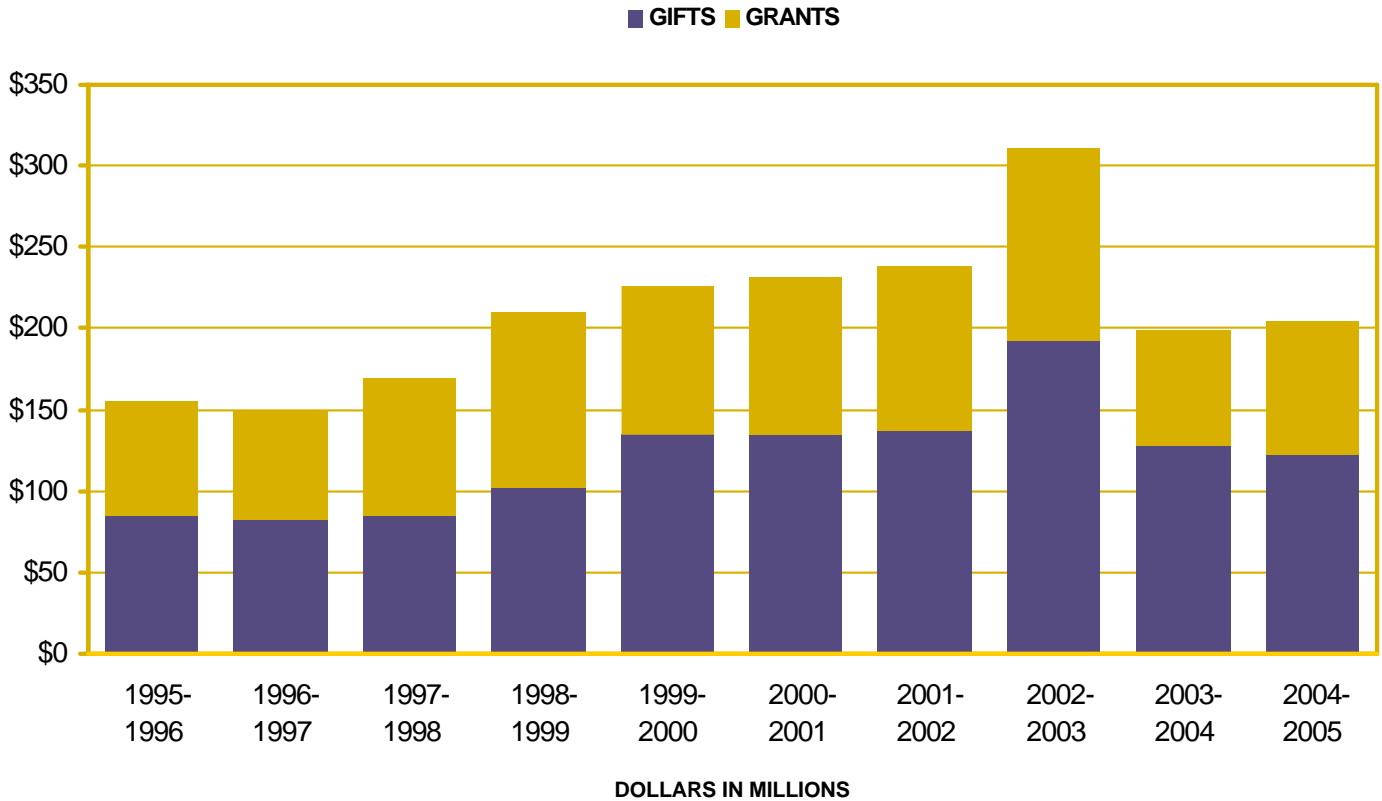
Job Number: 65430

April 2005

Development Area Summary - Gifts



COMPLETE FISCAL YEAR COMPARISON OF TOTAL CONTRIBUTIONS RECEIVED



FISCAL YEAR	GIFTS	GRANTS	TOTAL CONTRIBUTIONS
2004- 2005	\$122,153,555	\$82,700,488	\$204,854,043
2003- 2004	\$128,174,367	\$71,603,323	\$199,777,690
2002- 2003	\$192,573,183	\$118,677,722	\$311,250,905
2001- 2002	\$137,959,340	\$100,820,547	\$238,779,887
2000- 2001	\$134,805,190	\$97,112,979	\$231,918,169
1999- 2000	\$134,037,997	\$91,536,165	\$225,574,162
1998- 1999	\$102,925,077	\$107,619,586	\$210,544,663
1997- 1998	\$84,718,016	\$85,276,615	\$169,994,631
1996- 1997	\$81,892,963	\$67,425,874	\$149,318,837
1995- 1996	\$85,036,511	\$69,150,088	\$154,186,599


Source: UW Office of Development

This graph compares the current fiscal year's contribution totals to each of the previous nine fiscal year's contribution totals.

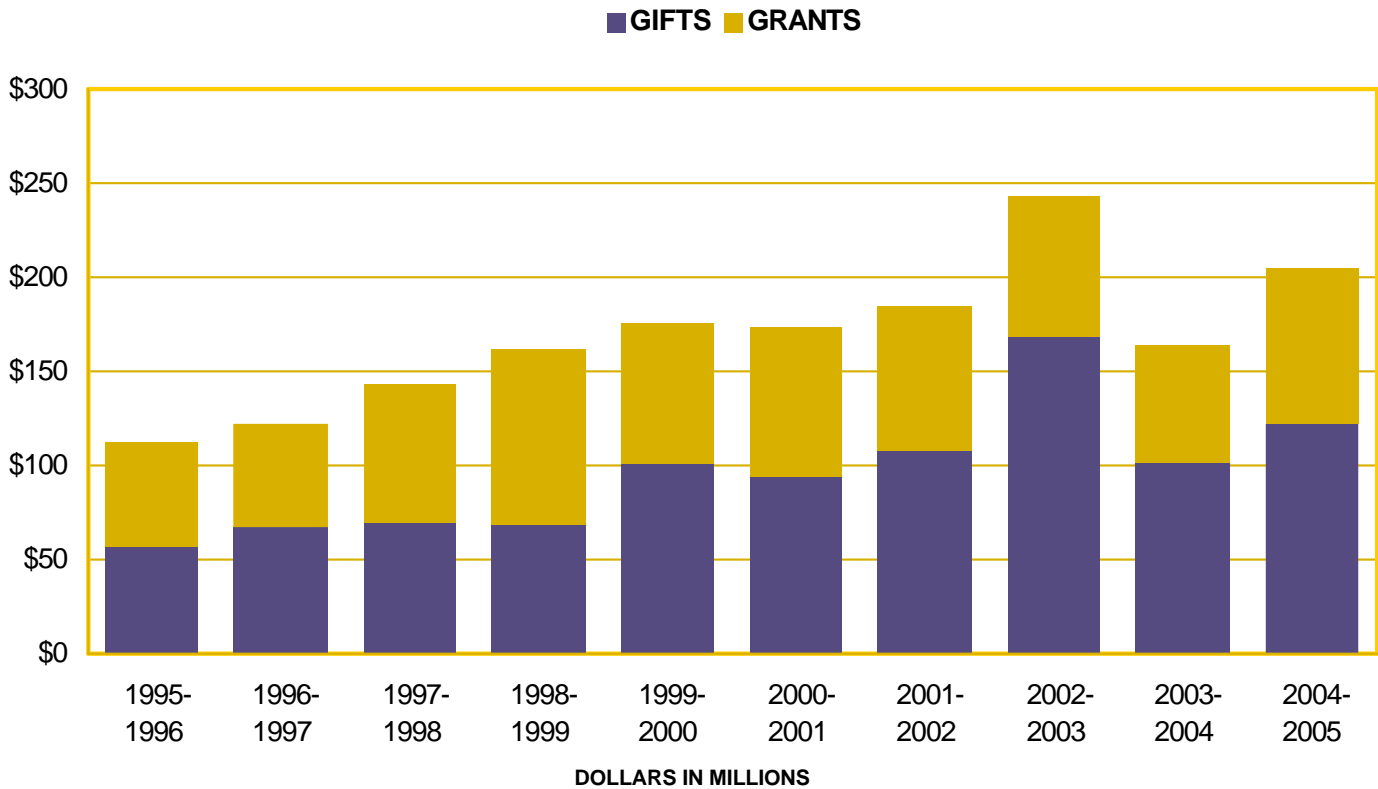
Job Number: 65430

April 2005

Fiscal Year Totals Graph




YEAR TO DATE CONTRIBUTION TOTALS



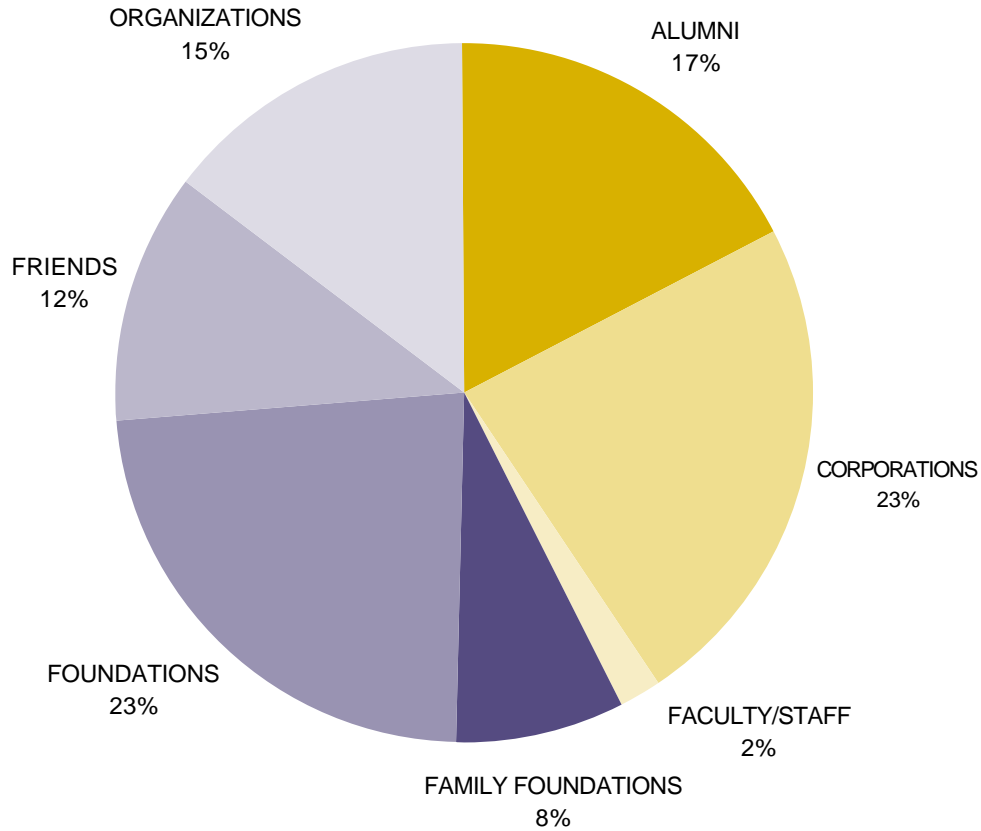
FISCAL YEAR	GIFTS	GRANTS	TOTAL CONTRIBUTIONS
2004- 2005	\$122,153,555	\$82,700,488	\$204,854,043
2003- 2004	\$101,365,172	\$62,684,981	\$164,050,153
2002- 2003	\$168,025,960	\$75,232,159	\$243,258,119
2001- 2002	\$108,064,405	\$76,888,322	\$184,952,727
2000- 2001	\$94,005,546	\$78,829,602	\$172,835,148
1999- 2000	\$100,697,725	\$74,876,551	\$175,574,276
1998- 1999	\$68,118,697	\$94,018,598	\$162,137,295
1997- 1998	\$70,275,796	\$72,238,514	\$142,514,310
1996- 1997	\$68,005,595	\$53,836,266	\$121,841,861
1995- 1996	\$56,922,798	\$55,481,488	\$112,404,286

Source: UW Office of Development

This graph compares the current fiscal year's contribution totals to each of the previous nine fiscal year's contribution totals.



DEVELOPMENT ACTIVITY BY DONOR TYPE IN CURRENT FISCAL YEAR




DONOR TYPE	YEAR TO DATE		PRIOR YEAR TO DATE		PRIOR FISCAL YEAR	
	Donors	Value	Donors	Value	Donors	Value
Alumni	41,129	\$35,775,756	42,662	\$28,231,406	49,719	\$37,211,864
Corporations	2,983	\$47,509,147	3,056	\$39,854,218	3,760	\$46,349,831
Faculty/Staff	3,029	\$3,804,968	2,585	\$2,619,559	3,171	\$3,335,421
Family Foundations	165	\$15,864,532	152	\$17,487,849	161	\$21,205,792
Foundations	351	\$48,096,672	360	\$29,780,289	387	\$34,932,399
Friends	28,117	\$23,747,177	25,809	\$19,650,093	34,361	\$27,532,116
Organizations	449	\$30,055,791	422	\$26,426,740	494	\$29,210,266

Source: UW Office of Development

This graph shows the sources of contributions for the current year to date. Dollar values are based on donor value.

Job Number: 65430
 April 2005

Development Activity by Donor Type in Current Fiscal Year Chart



ALUMNI PARTICIPATION BY CONSTITUENCY

AREA	CURRENT FISCAL YEAR TO DATE			PREVIOUS FISCAL YEAR TO DATE			
	Solicitible	Donors	Partic. Rate	Solicitible	Donors	Partic. Rate	Final %
UW Seattle							
UW Medicine	15,842	2,983	18.8%	16,430	2,851	17.4%	19.6%
Architecture	7,192	1,128	15.7%	7,307	1,205	16.5%	18.9%
Arts and Sciences	121,216	16,842	13.9%	128,104	17,292	13.5%	15.8%
Business School	34,015	6,112	18.0%	35,210	6,532	18.6%	22.0%
Dentistry	4,301	1,056	24.6%	4,312	1,162	26.9%	31.3%
Education	18,677	3,114	16.7%	20,049	3,217	16.0%	18.9%
Engineering	29,399	4,122	14.0%	30,589	4,391	14.4%	16.6%
Evans Schl. Of Pub. Affairs	1,872	400	21.4%	1,797	376	20.9%	23.9%
Forest Resources	4,382	671	15.3%	4,468	685	15.3%	17.6%
Interdisc. Grad. Programs	1,161	191	16.5%	1,128	224	19.9%	22.5%
Interschool Programs	241	37	15.4%	219	30	13.7%	16.9%
Information School	3,786	762	20.1%	3,869	795	20.5%	23.0%
Law	7,070	1,469	20.8%	7,008	1,546	22.1%	25.6%
School Of Nursing	7,976	1,750	21.9%	8,092	1,830	22.6%	24.8%
Ocean & Fisheries	3,560	583	16.4%	3,705	599	16.2%	18.1%
Pharmacy	3,147	824	26.2%	3,159	906	28.7%	31.9%
Public Health	3,139	631	20.1%	3,044	594	19.5%	21.4%
Social Work	5,707	825	14.5%	6,008	880	14.6%	16.3%
Undergrad. Interdisc. Programs	67	8	11.9%	44	6	13.6%	25.0%
UW Bothell	3,580	403	11.3%	3,258	346	10.6%	12.8%
UW Tacoma	4,016	412	10.3%	3,595	348	9.7%	12.5%
Unspecified	11,614	2,239	19.3%	12,900	2,359	18.3%	22.1%
All UW Total	267,179	41,129	15.4%	278,939	42,662	15.3%	17.8%

Source: UW Office of Development

Job Number: 65430
April 2005

Alumni Participation

