

VII. STANDING COMMITTEES

B. Finance, Audit and Facilities Committee

Grant and Contract Awards – May, 2005

RECOMMENDED ACTION:

It is the recommendation of the administration and the Finance and Audit Committee that the Board of Regents accept the Grant and Contract Awards as presented on the attached list.

Attachment: Grant and Contract Awards Summary
Report of Grant and Contract Awards of
\$1,000,000 or More

Grant and Contract Awards Summary

to

The Board of Regents

of the

University of Washington

for

May 2005

Office of Research

Office of Sponsored Programs

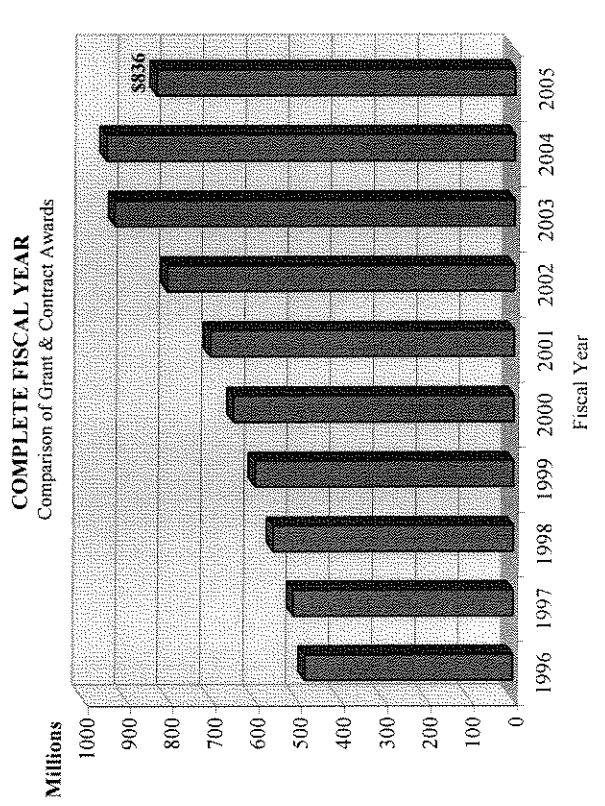
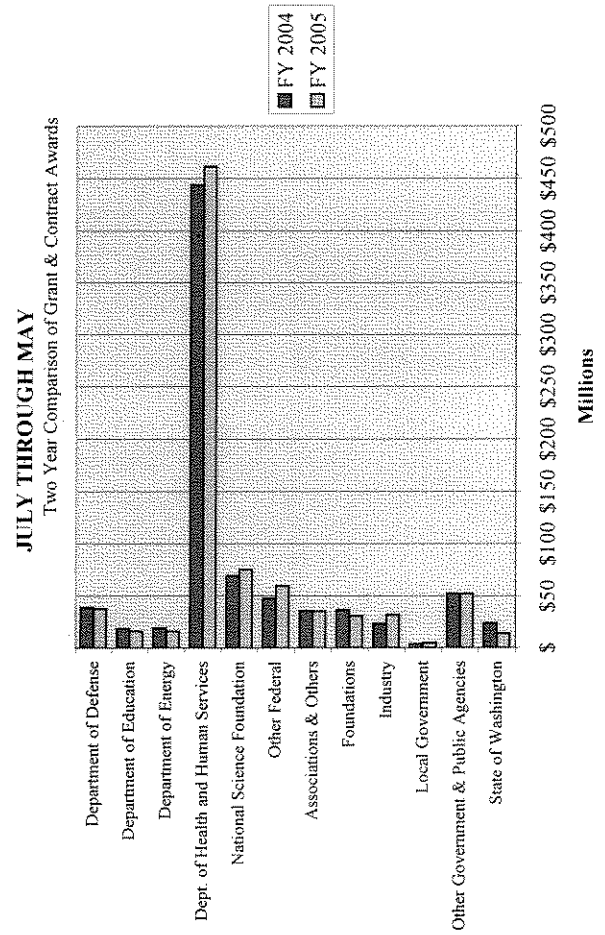
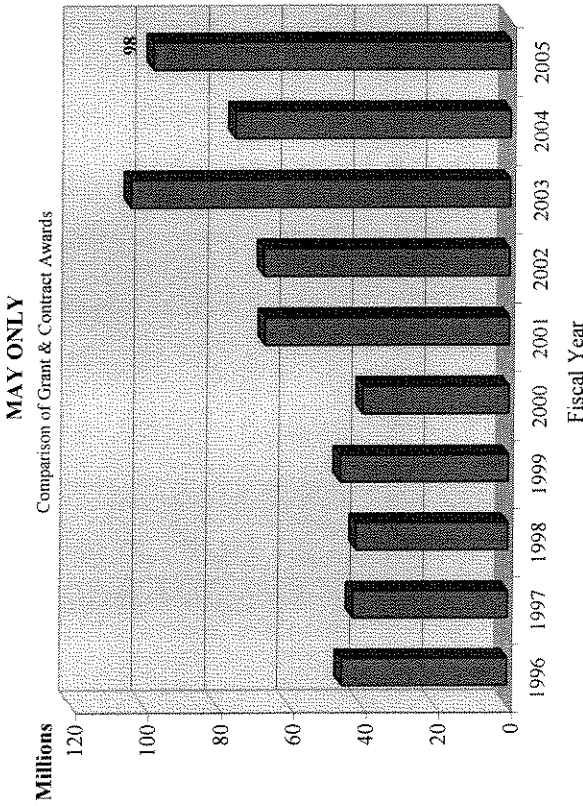
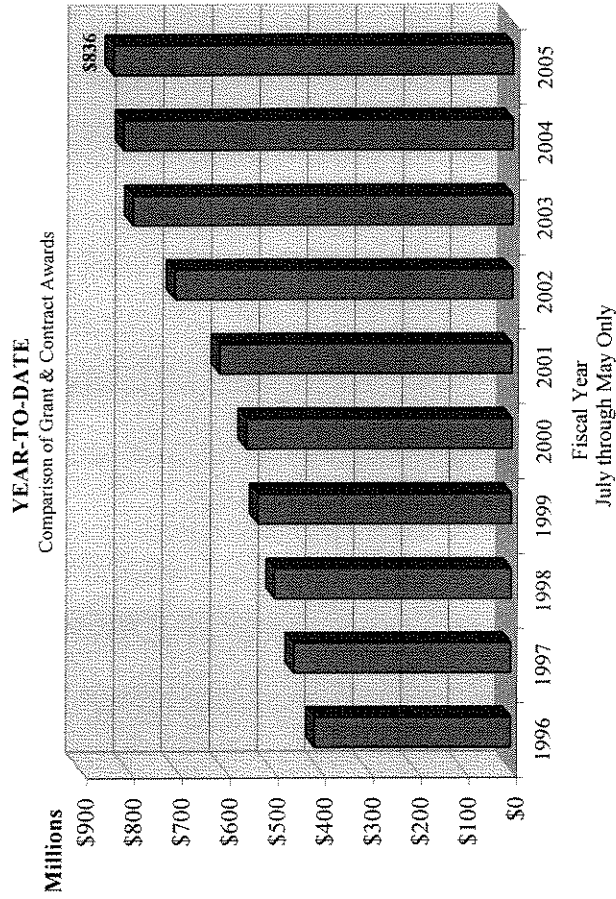
Table of Contents

	Page
Award Highlights	2
Graphic Summary of Award Activity	3
Summary of Grant and Contract Awards	4
Comparison of Grant and Contract Awards by Agency	5
Comparison of Grant and Contract Awards by School/College	6
Listing of Awards for College of Arts and Sciences by Department	7
Summary of Grant Awards - Excluding Private Awards	8
Summary of Private Grant Awards	9
Summary of Contract Awards	10

MAY HIGHLIGHTS

The United States Army Medical Research and Materiel Command awarded a grant in the amount of \$433,565 for a project under the direction of Professor Patrick S. Stayton of the Bioengineering Department entitled “Smart Polymeric Carriers for Enhanced Antisense Breast Cancer Therapy.” This research involves the design and synthesis of “smart” polymer carriers that direct and enhance the intracellular delivery of therapeutic antisense oligodeoxynucleotides (ASODN) in breast cancer cells leading to significantly enhanced breast cancer therapy. The hypothesis is that this delivery method will cause cell death, regression of tumor size and increase survival rates.

The Health Resources and Services Administration awarded a three year renewal grant in the amount of \$676,192 for a project under the direction of Assistant Dean David A. Acosta of the School Of Medicine entitled “Health Careers Opportunities Program (HCOP).” The goal of this program is to assist individuals from disadvantaged background to enter and graduate from a health or allied health professional program. It also helps transition entering medical students into the medical school curriculum. The HCOP supports a comprehensive regional approach to health careers recruitment and retention in the states of Washington, Wyoming, Alaska, Montana and Idaho.



Summary of Grant and Contract Awards
Fiscal Year 2004-2005

Month	RESEARCH		TRAINING		Total Grants and Contracts
	Federal	Non-Federal	Federal	Non-Federal	
July	\$59,948,697	\$15,490,944	\$6,142,165	\$2,586,862	\$84,168,668
August	\$82,841,472	\$16,029,595	\$8,528,029	\$2,376,175	\$109,775,271
September	\$97,039,843	\$14,184,402	\$13,804,079	\$4,691,741	\$129,720,065
October	\$47,512,914	\$15,994,709	\$10,144,334	\$5,762,687	\$79,414,644
November	\$11,718,550	\$12,792,667	\$7,763,675	\$1,809,803	\$34,084,695
December	\$22,620,816	\$11,009,686	\$11,259,228	\$936,242	\$45,825,972
January	\$27,733,231	\$10,607,078	\$4,901,594	\$1,637,010	\$44,878,913
February	\$41,430,820	\$11,310,474	\$1,776,769	\$1,550,461	\$56,068,524
March	\$52,832,824	\$13,845,841	\$6,890,359	\$2,415,270	\$75,984,294
April	\$63,412,911	\$9,308,697	\$3,813,694	\$1,207,004	\$77,742,306
May	\$52,204,121	\$11,900,725	\$32,650,252	\$1,556,419	\$98,311,517
June					
Current Year to Date	\$559,296,199	\$142,474,818	\$107,674,178	\$26,529,674	\$835,974,869
Previous Year to Date	\$565,861,529	\$140,760,922	\$72,700,117	\$34,718,839	\$814,041,407
Over (Under) Previous Year	(\$6,565,330)	\$1,713,897	\$34,974,061	(\$8,189,165)	\$21,933,463

Assuming acceptance of all awards by the Board of Regents

Comparison of Grant and Contract Awards by Agency
Fiscal Years 2003-2004 and 2004-2005

Agency	July-May FY04	July-May FY05
Department of Defense	\$38,943,980	\$37,769,272
Department of Education	\$18,683,813	\$16,099,924
Department of Energy	\$19,190,809	\$16,199,724
Dept. of Health and Human Services	\$444,218,707	\$461,607,768
National Science Foundation	\$69,865,994	\$75,558,784
Other Federal	\$47,658,343	\$59,734,905
Subtotal for Federal:	\$638,561,646	\$666,970,377
Associations .Others	\$35,547,345	\$35,240,372
Foundations	\$36,680,451	\$30,799,575
Industry	\$23,402,851	\$31,946,591
Local Government	\$3,730,671	\$4,680,404
Other Government and Public Agencies	\$52,338,436	\$52,430,106
State of Washington	\$23,780,007	\$13,907,444
Subtotal for Non-Federal:	\$175,479,761	\$169,004,492
Grand Total :	\$814,041,407	\$835,974,869
Amount of Increase (Decrease):		\$21,933,463
Percent of Increase (Decrease):		2.7%

Assuming acceptance of all awards by the Board of Regents

Comparison of Grant and Contract Awards by School/College
Fiscal Years 2003-2004 and 2004-2005

School/College	July-May FY04	July-May FY05
Upper Campus		
Achitecture and Urban Planning	\$2,096,034	\$823,063
Arts and Science	\$87,396,873	\$67,588,318
Business Administration	\$13,303	\$396,250
Education	\$8,822,073	\$11,823,514
Engineering	\$72,250,330	\$67,292,553
Evans School of Public Affairs	\$13,187,058	\$8,925,167
Forest Resources	\$5,768,057	\$6,064,729
Graduate School	\$3,071,101	\$4,008,625
Information School	\$1,488,175	\$1,379,930
Law	\$36,000	\$2,306,775
Ocean and Fishery Sciences	\$60,307,722	\$69,363,689
Office of Research	\$9,397,916	\$16,247,994
Social Work	\$27,867,245	\$15,738,716
Undergraduate Education	\$118,897	\$141,666
Subtotal :	\$291,820,784	\$272,100,989
Health Sciences		
Dentistry	\$14,028,584	\$13,246,141
Medicine	\$401,218,707	\$401,834,109
Nursing	\$15,527,665	\$12,507,301
Pharmacy	\$12,216,657	\$14,386,160
Public Health and Community Medicine	\$50,941,144	\$72,247,051
Subtotal :	\$493,932,757	\$514,220,762
Special Programs		
Health Sciences Special Programs	\$18,169,528	\$36,606,521
Other Special Programs	\$9,453,460	\$10,924,949
Subtotal :	\$27,622,988	\$47,531,470
Branch Campuses		
Branch Campuses (Bothell)	\$501,978	\$1,733,162
Branch Campuses (Tacoma)	\$162,900	\$388,486
Subtotal :	\$664,878	\$2,121,648
Grand Total :	\$814,041,407	\$835,974,869

Assuming acceptance of all awards by the Board of Regents

List of Awards for Arts and Sciences

Department	July-May FY04	July-May FY05
Center for Humanities	\$10,000	\$0
Center for Statistics and the Social Sciences	\$1,021,857	\$876,482
Center for Studies in Demography and Ecology	\$2,948,066	\$1,474,457
College of Arts and Sciences	\$0	\$1,150,692
Department of Anthropology	\$635,308	\$334,398
Department of Applied Mathematics	\$1,697,970	\$522,378
Department of Asian Languages and Literature	\$0	\$10,000
Department of Astronomy	\$2,111,437	\$2,044,980
Department of Atmospheric Sciences	\$8,410,084	\$5,051,157
Department of Biology	\$13,005,552	\$4,967,628
Department of Chemistry	\$18,633,556	\$16,487,788
Department of Classics	\$44,656	\$0
Department of Communication	\$644,744	\$889,500
Department of Earth and Space Sciences	\$6,262,047	\$7,718,232
Department of Economics	\$0	\$18,052
Department of English	\$3,000	\$0
Department of Geography	\$1,382,174	\$364,528
Department of Germanics	\$44,000	\$36,000
Department of History	\$183,805	\$120,000
Department of Mathematics	\$1,400,147	\$4,019,888
Department of Near Eastern Languages & Civilization	\$331,350	\$2,000
Department of Physics	\$8,780,732	\$10,310,852
Department of Political Science	\$288,570	\$290,964
Department of Psychology	\$7,996,883	\$5,869,007
Department of Scandinavian Languages and Literature	\$27,273	\$27,273
Department of Sociology	\$361,006	\$0
Department of Speech and Hearing Sciences	\$1,797,808	\$683,283
Department of Statistics	\$1,373,595	\$1,204,702
Henry M. Jackson School of International Studies	\$5,218,640	\$2,127,289
Institute for Nuclear Theory	\$2,368,900	\$195,000
Public Performing Arts	\$36,880	\$73,390
School of Art	\$0	\$127,400
School of Music	\$0	\$11,180
Sociology	\$0	\$22,718
Thomas Burke Memorial Washington State Museum	\$376,833	\$554,145
Undergraduate Studies	\$0	\$2,955
	<hr/>	<hr/>
	\$87,396,873	\$67,588,318

Assuming acceptance of all awards by the Board of Regents

Summary of Grant Awards

Fiscal Year 2004-2005

(Excluding Private Awards from Foundations, Industry, Associations and Other)

Month	RESEARCH		TRAINING		Total Grants
	Federal	Non-Federal	Federal	Non-Federal	
July	\$55,974,193	\$6,566,850	\$5,628,040	\$419,247	\$68,588,330
August	\$81,537,111	\$3,607,384	\$8,409,062	\$286,194	\$93,839,751
September	\$91,915,174	\$4,443,388	\$13,472,578	\$2,050,573	\$111,881,713
October	\$38,700,760	\$3,127,126	\$10,006,094	\$587,266	\$52,421,246
November	\$10,112,191	\$5,475,868	\$7,364,454	\$195,093	\$23,147,606
December	\$19,875,113	\$3,182,322	\$11,174,372	\$73,083	\$34,304,890
January	\$26,584,659	\$2,100,436	\$4,807,682	\$239,176	\$33,731,953
February	\$36,529,612	\$2,205,423	\$1,624,455	\$154,265	\$40,513,755
March	\$47,985,036	\$3,279,607	\$6,575,843	\$151,305	\$57,991,791
April	\$58,149,265	\$2,520,928	\$3,743,574	\$71,137	\$64,484,904
May	\$45,389,560	\$2,823,017	\$32,446,328	\$43,172	\$80,702,077
June					
Year to Date	\$512,752,674	\$39,332,349	\$105,252,482	\$4,270,511	\$661,608,016

Assuming acceptance of all awards by the Board of Regents

Summary of Grant Awards

Fiscal Year 2004-2005

(Private Awards from Foundations, Industry, Associations and Other)

Month	RESEARCH	TRAINING	Total Grants
July	\$4,689,311	\$1,326,279	\$6,015,590
August	\$6,122,163	\$1,311,941	\$7,434,104
September	\$4,654,889	\$1,752,306	\$6,407,195
October	\$9,071,080	\$602,381	\$9,673,461
November	\$4,857,082	\$1,482,411	\$6,339,493
December	\$4,783,350	\$670,728	\$5,454,078
January	\$5,950,843	\$826,739	\$6,777,582
February	\$5,409,443	\$402,095	\$5,811,538
March	\$7,274,343	\$1,773,104	\$9,047,447
April	\$3,484,973	\$953,401	\$4,438,374
May	\$6,057,011	\$1,059,754	\$7,116,765
June			
Year to Date	\$62,354,488	\$12,161,139	\$74,515,627

Assuming acceptance of all awards by the Board of Regents

Summary of Contract Awards

Fiscal Year 2004-2005

Month	RESEARCH		TRAINING		Total Contracts
	Federal	Non-Federal	Federal	Non-Federal	
July	\$3,974,504	\$4,234,783	\$514,125	\$841,336	\$9,564,748
August	\$1,304,361	\$6,300,048	\$118,967	\$778,040	\$8,501,416
September	\$5,124,669	\$5,086,125	\$331,501	\$888,862	\$11,431,157
October	\$8,812,154	\$3,796,503	\$138,240	\$4,573,040	\$17,319,937
November	\$1,606,359	\$2,459,717	\$399,221	\$132,299	\$4,597,596
December	\$2,745,703	\$3,044,014	\$84,856	\$192,431	\$6,067,004
January	\$1,148,572	\$2,555,799	\$93,912	\$571,095	\$4,369,378
February	\$4,901,208	\$3,695,608	\$152,314	\$994,101	\$9,743,231
March	\$4,847,788	\$3,291,891	\$314,516	\$490,861	\$8,945,056
April	\$5,263,646	\$3,302,796	\$70,120	\$182,466	\$8,819,028
May	\$6,814,561	\$3,020,697	\$203,924	\$453,493	\$10,492,675
June					
Year to Date	\$46,543,525	\$40,787,981	\$2,421,696	\$10,098,024	\$99,851,226

Assuming acceptance of all awards by the Board of Regents

**Report of Grant and Contract Awards
Of \$1,000,000 or More**

May 2005

**Requiring Action of
The Board of Regents**

**of the
University of Washington**

**Office of Research
Office of Sponsored Programs**

Table of Contents

	Page
Detail of Grant Awards - Excluding Private Grants	2
Detail of Contracts	4

Detail of Grant Awards (Excluding Private Awards) for
May 2005

FEDERAL

DEPT. OF HEALTH AND HUMAN SERVICES

Health Resources and Services Administration

To: KING K. HOLMES, PROFESSOR \$14,615,361
DEPARTMENT OF MEDICINE
For: INTERNATIONAL AIDS EDUCATION AND TRAINING CENTER

Eff: 5/1/2005

National Cancer Institute

To: PAUL H. LANGE, PROFESSOR/DIRECTOR \$2,117,386
DEPARTMENT OF UROLOGY
For: MECHANISMS AND MARKERS OF PROSTATE CANCER METASTASES

Eff: 5/1/2005

National Institutes of Health

To: SIDNEY D. NELSON, PROFESSOR/DEAN \$12,208,711
REGIONAL PRIMATE RESEARCH CENTER
For: WASHINGTON NATIONAL PRIMATE RESEARCH CENTER

Eff: 5/1/2005

To: WILLIAM J. BREMNER, PROFESSOR/CHAIR \$2,080,705
DEPARTMENT OF MEDICINE
For: MALE CONTRACEPTION RESEARCH CENTER GRANT

Eff: 3/1/2005

To: KENNETH A. KROHN, PROFESSOR \$1,982,228
DEPARTMENT OF RADIOLOGY
For: MOLECULAR IMAGING OF CANCER AND ITS RESPONSE TO THERAPY

Eff: 3/1/2005

To: WILLIAM J. BREMNER, PROFESSOR/CHAIR \$1,598,932
DEPARTMENT OF MEDICINE
For: NICHD POPULATION RESEARCH CENTER GRANT

Eff: 4/1/2005

**Detail of Grant Awards (Excluding Private Awards) for
May 2005**

To: ALAN CHAIT, PROFESSOR \$1,554,131
DEPARTMENT OF MEDICINE
For: PATHOBIOLOGY OF MACROVASCULAR DISEASE IN DIABETES

Eff: 4/1/2005

To: LAWRENCE A. LOEB, PROFESSOR \$1,051,388
DEPARTMENT OF PATHOLOGY
For: MEDICAL SCIENTIST TRAINING PROGRAM

Eff: 7/1/2005

Dept. of Health and Human Services Subtotal:

\$37,208,842

Total for Federal:

\$37,208,842

Detail of Contract Awards for
May 2005

FEDERAL

DEPT. OF HEALTH AND HUMAN SERVICES

National Institutes of Health

To: WILLIAM R. MORTON, DIRECTOR \$3,053,333
REGIONAL PRIMATE RESEARCH CENTER
For: SIMIAN VACCINE EVALUATION UNITS

Eff: 4/1/2001

To: DEBORAH A. NICKERSON, PROFESSOR \$2,274,117
GENOME SCIENCES
For: UW NHBLI RESEQUENCING CENTER

Eff: 9/30/2004

Dept. of Health and Human Services Subtotal:

\$5,327,450

Total for Federal:

\$5,327,450

Total Awards \$1,000,000 or Greater:

\$42,536,292