

VII. STANDING COMMITTEES

B. Finance, Audit and Facilities Committee

**UW**

---

**Report of Contributions**

University of Washington  
University of Washington Foundation

May 2005

---

**UW FOUNDATION  
REPORT OF CONTRIBUTIONS - MAY 2005**

**NOTES AS OF MAY 31, 2005**

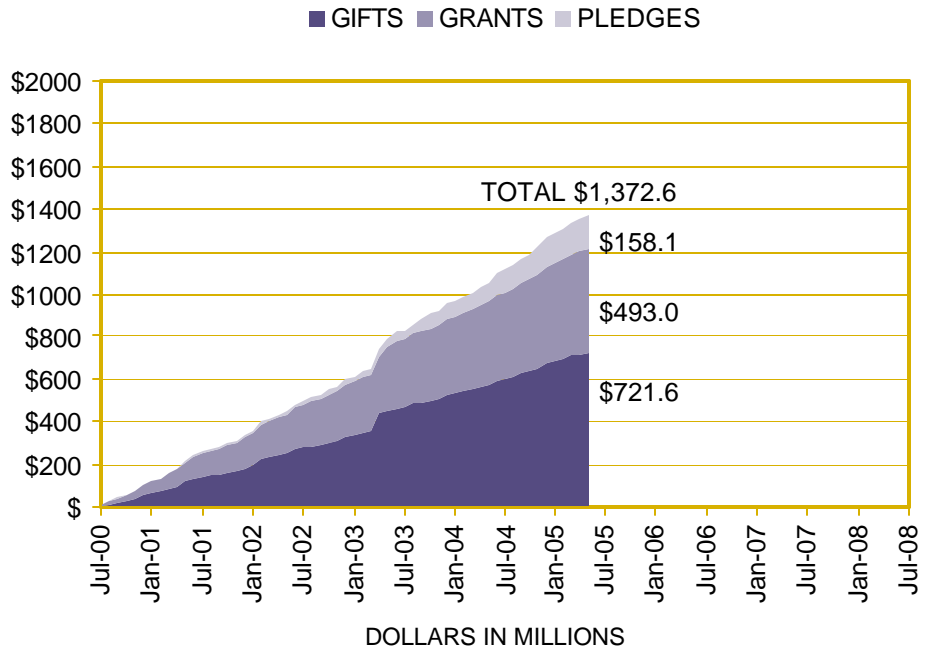
**DATA POINTS**

\$1,372,639,440 has been raised toward our campaign goal of \$2 billion.


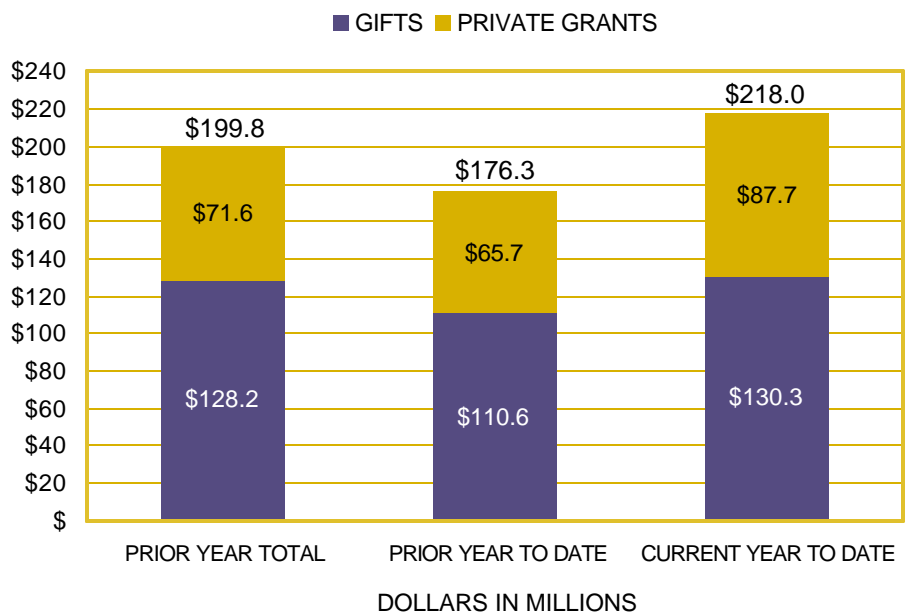
The UW received \$13.0 million in total private voluntary support (\$8.1 million in gifts and \$4.9 million in grants) in May.

Areas including Arts & Sciences, UW Bothell, Business, Dentistry, Education, Engineering, Evans School of Public Affairs, Forest Resources, Graduate School, Information School, Intercollegiate Athletics, Libraries, UW Medicine, Nursing, Ocean and Fisheries, Pharmacy, Public Health and Social Work are ahead of last year's year-to-date totals.

**FUNDRAISING PROGRESS SINCE JULY 1, 2000**



**CURRENT GIFT AND PRIVATE GRANT TOTALS**



## MAY 2005 GIFTS AND IMPACT

Selected gifts representing private support for one of the University of Washington's key fundraising priorities -- student, faculty, program and facility support.

### **Jennifer and Richard Beers — \$10,000 to UW Bothell**


- This gift to the UW Bothell Computing & Software Systems Endowed Fund provides discretionary support to be used by the Director of the Computing & Software Systems degree program.
- Jennifer Beers ('03) and her husband Richard made the gift in honor of the faculty who helped and guided Jennifer during her time at UW Bothell. The gift is eligible for a match from Microsoft, where she works.
- Established in 1996, the Bachelor of Science in Computing and Software Systems degree program was designed by representatives of regional community colleges and high tech industries. The program prepares students for employment, graduate education and lifelong learning in the field of computer science.
- The Beers also support community-oriented agriculture, and co-founded a 47-acre organic, sustainable farm in the Sammamish Valley.

### **Robert and Micki Flowers — \$55,246 to the Graduate School and Intercollegiate Athletics**

- Micki Flowers ('73) and Bob Flowers ('65) are UW Benefactors and extremely active members of the University of Washington community.
- Bob Flowers serves on the Campaign Committee for the Evans School of Public Affairs, and Micki is a member of the Graduate School's Campaign Committee and their Diversity Committee. She also serves as the Vice President for University Relations for the ARCS Foundation, which funds fellowships for UW and WSU students pursuing degrees in science, medicine and engineering.
- Their gift benefits the Micki & Bob Flowers ARCS Fellowship and the Flowers Endowed Graduate Student Award in Public Affairs – which provides annual awards to three students each year, and the Crewhouse Renovation Fund, which they have pledged \$25,000 in support of.

### **Weyerhaeuser Company Foundation — \$400,000 to the College of Architecture and Urban Planning, the Business School, the College of Engineering, the College of Forest Resources, and UW Tacoma**

- The Weyerhaeuser Company is a University of Washington Laureate. Established in 1900 in Federal Way, Washington, Weyerhaeuser is one of the world's largest integrated forest products companies. The company currently employs 55,000 people in 18 countries.
- In November 2004, the Weyerhaeuser Foundation made a \$2 million pledge in support of Campaign UW: Creating Futures, the University's eight-year, \$2 billion effort to raise funds in support of improved student access, recruitment and retention of faculty, and program and building enhancement.
- This gift represents payments on that pledge, including six endowed professorships/faculty support funds, three endowed scholarships, and an unrestricted venture capital fund for environmental research.





# REPORT OF CONTRIBUTIONS

May 2005

---

---

## **CAMPAIGN UW: CREATING FUTURES**

Report prepared by: Office of Development and Alumni Relations  
Advancement Services, Information Management

6/3/2005 01:22 PM

## TABLE OF CONTENTS


Campaign Progress to Date*	1
Campaign Progress by Giving Level*	2
Campaign Progress Pyramid*	3
Campaign Progress by Constituency*	4
Campaign Theme Progress*	5
Development Area Summary - Total Private Voluntary Support	6
Development Area Summary - Gifts and Private Grants	7
Development Area Summary - Gifts	8
Complete Fiscal Year Comparison	9
Year to Date Contribution Totals	10
Development Activity by Donor Type	11
Alumni Participation by Constituency	12

\*All Campaign totals represented are from July 1, 2000 through the end of the preceeding calendar month. Please note that grant revenue totals in Campaign Reports may contain clinical trials. Fundraising totals from all affiliated non-profit organizations are also included in UW Campaign totals.

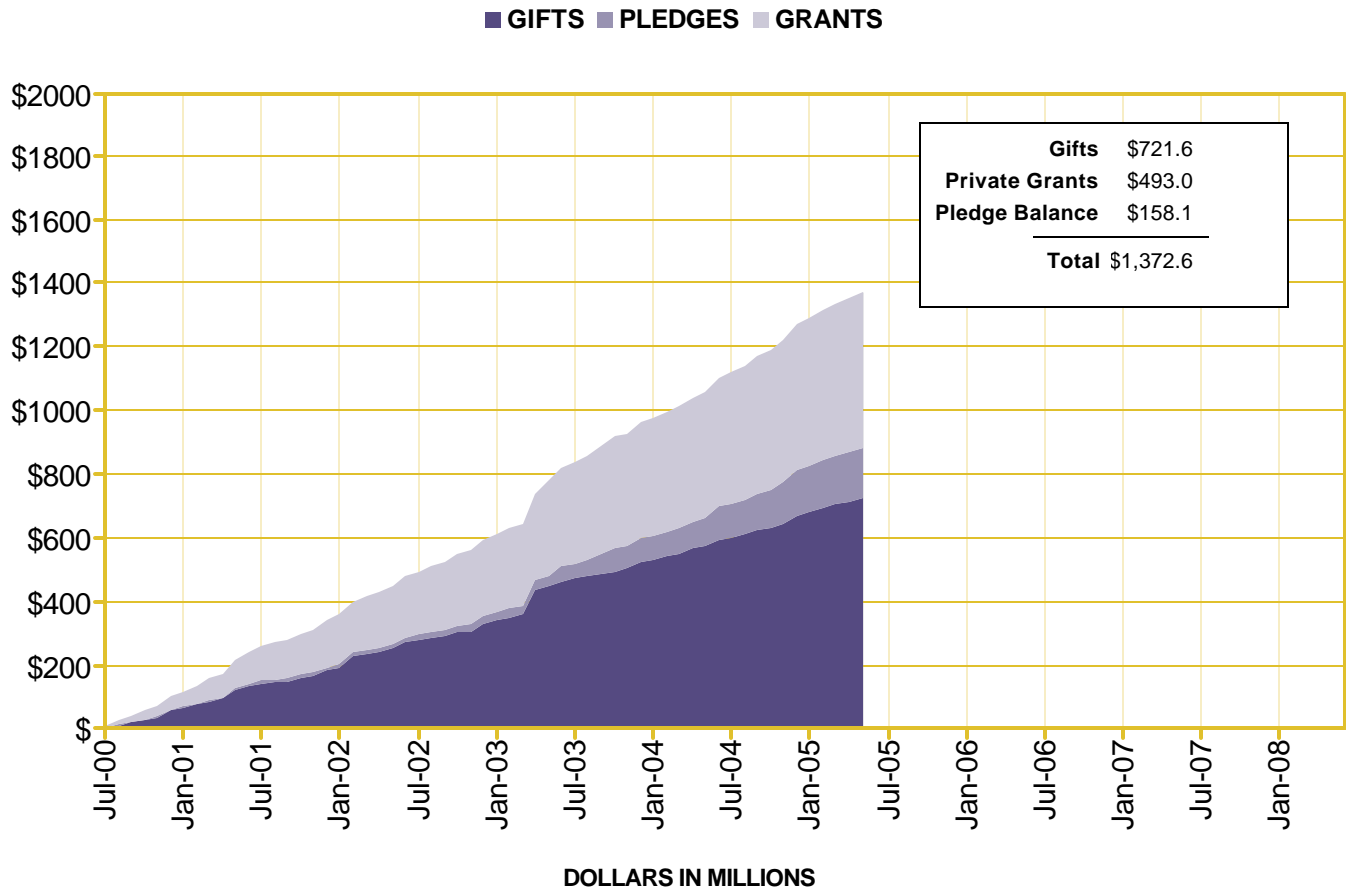
Annual reporting is July 1, 2004 through the end of the preceeding calendar month.

Job Number: 65812  
May 2005

Table of Contents



## CAMPAIGN PROGRESS SINCE JULY 1, 2000



Source: UW Office of Development

Summarizes Total Private Voluntary Support since July 1, 2000. Testamentary Commitments included in Pledge Balance total. All dollar totals in millions.

Job Number: 65812  
 May 2005

Fundraising Progress Since July 1, 2000



## CAMPAIGN PROGRESS BY GIVING LEVEL

<b>DOLLARS RAISED</b>							
<b>Gifts and Pledges</b>							
Giving Level *	Alumni	Non Alumni	Family Fndns.	Corporations	Foundations	Other Orgs.	Total
\$100M+	\$0	\$32,720	\$87,115,062	\$0	\$0	\$0	\$87,147,782
\$50M - \$99,999,999	\$0	\$0	\$0	\$0	\$0	\$0	\$0
\$10M - \$49,999,999	\$28,653,385	\$45,982,491	\$20,512,500	\$21,927,432	\$29,988,224	\$0	\$147,064,032
\$5M - \$9,999,999	\$15,102,484	\$5,005,500	\$0	\$22,215,187	\$13,191,754	\$22,239,872	\$77,754,798
\$1M - \$4,999,999	\$64,986,826	\$48,435,020	\$20,030,310	\$56,447,627	\$35,182,038	\$3,271,985	\$228,353,807
\$100,000 - \$999,999	\$63,869,091	\$51,233,853	\$17,670,603	\$30,058,151	\$16,095,495	\$10,495,970	\$189,423,162
\$25,000 - \$99,999	\$18,328,705	\$14,272,060	\$2,234,702	\$12,726,075	\$3,315,773	\$2,849,435	\$53,726,750
\$10,000 - \$24,999	\$11,891,344	\$8,760,268	\$759,495	\$6,182,671	\$834,530	\$1,146,989	\$29,575,297
\$5,000 - \$9,999	\$8,983,509	\$6,786,081	\$269,913	\$3,658,125	\$388,607	\$518,702	\$20,604,936
\$2,000 - \$4,999	\$8,311,436	\$6,492,314	\$77,879	\$2,677,008	\$216,783	\$306,979	\$18,082,399
\$1,000 - \$1,999	\$3,914,138	\$3,218,711	\$20,740	\$1,179,715	\$70,116	\$145,842	\$8,549,262
\$500 - \$999	\$3,728,191	\$2,537,235	\$4,710	\$581,801	\$24,665	\$74,038	\$6,950,641
\$250 - \$499	\$2,941,867	\$2,193,403	\$1,550	\$258,680	\$8,357	\$40,107	\$5,443,965
\$100 - \$249	\$2,575,821	\$1,752,646	\$1,210	\$243,215	\$7,772	\$25,084	\$4,605,747
\$1 - \$99	\$1,289,744	\$1,013,237	\$154	\$62,344	\$908	\$8,975	\$2,375,362
<b>Gift / Pledge Total</b>	<b>\$234,576,541</b>	<b>\$197,715,540</b>	<b>\$148,698,828</b>	<b>\$158,218,030</b>	<b>\$99,325,023</b>	<b>\$41,123,977</b>	<b>\$879,657,940</b>
<b>Private Grant Total</b>							<b>\$492,981,500</b>
<b>DONOR COUNTS</b>							
Giving Level	Alumni	Non Alumni	Family Fndns.	Corporations	Foundations	Other Orgs.	Total
\$100M+	0	2	1	0	0	0	3
\$50M - \$99,999,999	0	0	0	0	0	0	0
\$10M - \$49,999,999	8	6	2	3	4	0	23
\$5M - \$9,999,999	4	4	0	6	5	8	27
\$1M - \$4,999,999	69	74	12	47	39	28	269
\$100,000 - \$999,999	377	394	66	362	153	157	1,509
\$25,000 - \$99,999	733	689	60	541	134	169	2,326
\$10,000 - \$24,999	1,437	1,310	55	591	82	130	3,605
\$5,000 - \$9,999	2,335	2,058	46	680	78	100	5,297
\$2,000 - \$4,999	4,486	4,141	28	1,063	83	132	9,933
\$1,000 - \$1,999	4,584	4,625	19	1,091	60	135	10,514
\$500 - \$999	7,956	6,693	10	1,065	40	127	15,891
\$250 - \$499	11,269	9,915	5	911	26	129	22,255
\$100 - \$249	21,304	17,351	9	1,898	56	197	40,815
\$1 - \$99	33,993	34,693	4	1,600	18	256	70,564
<b>Total</b>	<b>88,555</b>	<b>81,955</b>	<b>317</b>	<b>9,858</b>	<b>778</b>	<b>1,568</b>	<b>183,031</b>

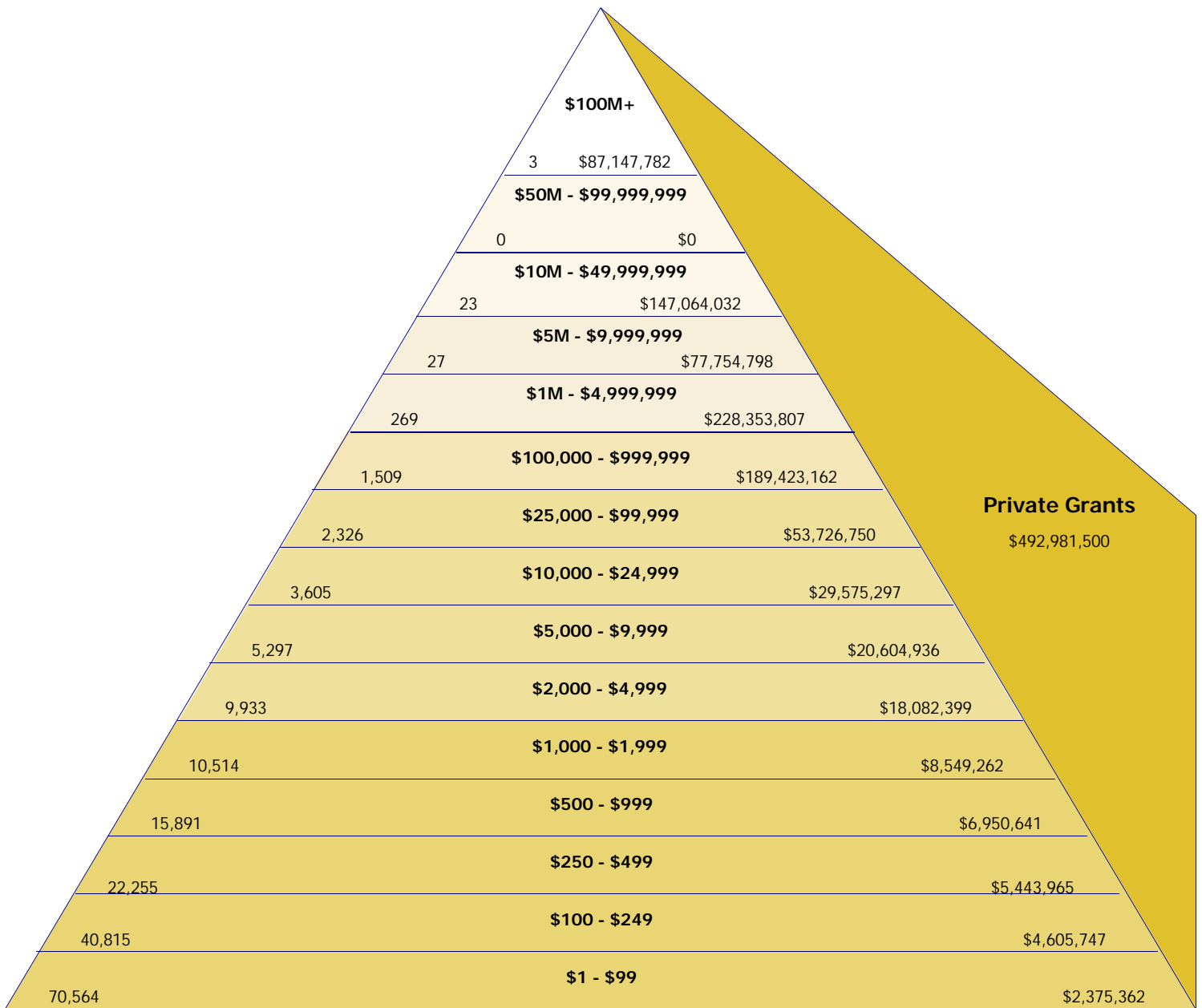
Source: UW Office of Development & Alumni Relations

This report shows the count of distinct donors and campaign total by giving level and donor type since July 1, 2000.

\*"Giving Level" is determined by summing all gift record types (including grants); however only gifts and pledges are used to calculate dollar totals in the "Dollars Raised" chart.



CAMPAIGN PROGRESS BY PYRAMID, SINCE JULY 1, 2000



183,031 Donor Count

Gift and Pledges \$879,657,940

Campaign Total: \$1,372,639,440 \*Campaign Working Goal: \$2,000,000,000 Percent Complete: 68.6%

Source: UW Office of Development

The counts of distinct donors and fundraising totals by giving level are shown.


\*Unit campaign goals are still being finalized.

Pyramid Levels are determined by summing all gift record types(including grants); however only gifts and pledges are used to calculate dollar totals displayed.

Job Number: 65812

May 2005

Campaign Progress Pyramid - Since July 1, 2000





## CAMPAIGN PROGRESS BY CONSTITUENCY

	GIFTS	Irrevocable Deferred Gifts		PLEDGES	Testamentary Commitments		GRANTS	Campaign - Private Voluntary Support		
		Donor Value	Discount Value		Donor Value	Discount Value		TOTAL	Working Goal	% of Goal
UW Medicine	\$215,971,661	\$9,976,291	\$4,587,385	\$17,493,825	\$16,764,853	\$3,852,119	\$246,039,308	\$506,245,937	\$1,000,000,000	50.6%
Architecture	\$5,881,675	\$244,117	\$78,098	\$728,385	\$0	\$0	\$1,522,775	\$8,376,952	\$19,000,000	44.1%
Arts and Sciences	\$75,025,285	\$4,952,644	\$2,578,404	\$8,449,017	\$7,274,000	\$4,282,001	\$54,468,961	\$150,169,908	\$240,000,000	62.6%
Broadcast Services	\$32,343,545	\$0	\$0	\$13,803	\$0	\$0	\$0	\$32,357,348	N/A	N/A
Business School	\$41,768,959	\$741,794	\$337,793	\$30,887,897	\$3,000,271	\$2,035,446	\$200,800	\$76,599,720	\$226,000,000	33.9%
Dentistry	\$5,634,434	\$20,000	\$7,801	\$780,467	\$100,000	\$41,408	\$3,467,310	\$10,002,211	\$15,000,000	66.7%
Education	\$7,537,755	\$2,849	\$2,849	\$4,336,307	\$0	\$0	\$8,001,647	\$19,878,558	\$23,000,000	86.4%
Engineering	\$101,231,114	\$1,563,700	\$624,899	\$10,536,962	\$1,750,000	\$1,124,333	\$48,848,632	\$163,930,408	\$250,000,000	65.6%
Evans Schl. of Pub. Affairs	\$8,682,659	\$52,994	\$18,215	\$489,645	\$500,000	\$265,793	\$33,673,719	\$43,399,016	\$40,000,000	108.5%
Forest Resources	\$5,895,382	\$646,572	\$439,763	\$587,406	\$1,250,000	\$637,648	\$2,727,367	\$11,106,726	\$17,700,000	62.7%
Friday Harbor Labs	\$5,409,235	\$153,242	\$24,284	\$378,970	\$695,000	\$438,421	\$765,000	\$7,401,448	\$12,000,000	61.7%
Information School	\$2,334,774	\$0	\$0	\$119,012	\$100,000	\$64,666	\$836,947	\$3,390,733	\$5,000,000	67.8%
Intercollegiate Athletics	\$68,816,674	\$211,597	\$102,931	\$4,281,561	\$0	\$0	\$0	\$73,309,832	\$110,000,000	66.6%
Law	\$22,279,869	\$1,659	\$1,659	\$1,588,984	\$0	\$0	\$937,944	\$24,808,456	\$70,000,000	35.4%
Libraries	\$4,107,779	\$442,146	\$272,953	\$96,149	\$772,000	\$379,527	\$410,326	\$5,828,399	\$9,000,000	64.8%
Nursing	\$6,768,405	\$275,000	\$119,617	\$1,168,298	\$1,475,000	\$869,595	\$6,315,310	\$16,002,013	\$24,000,000	66.7%
Ocean and Fisheries	\$9,505,826	\$562,500	\$187,134	\$1,157,109	\$0	\$0	\$15,679,854	\$26,905,288	\$34,000,000	79.1%
Pharmacy	\$6,599,372	\$0	\$0	\$454,331	\$0	\$0	\$3,704,760	\$10,758,464	\$10,260,000	104.9%
President's Funds	\$4,572,088	\$324,582	\$149,399	\$551,656	\$1,750,000	\$823,656	\$0	\$7,198,326	N/A	N/A
Public Health	\$12,551,651	\$50,259	\$24,777	\$766,912	\$0	\$0	\$49,268,986	\$62,637,808	\$90,000,000	69.6%
Scholar. & Student Progs.	\$20,702,676	\$321,293	\$97,431	\$2,421,130	\$550,000	\$239,963	\$624,871	\$24,619,970	\$40,000,000	61.5%
Social Work	\$1,516,113	\$165,797	\$33,243	\$205,641	\$0	\$0	\$4,524,522	\$6,412,073	\$10,000,000	64.1%
University Press	\$1,393,295	\$83,788	\$35,275	\$31,650	\$0	\$0	\$0	\$1,508,733	\$3,000,000	50.3%
University Support	\$20,281,818	\$1,183,455	\$659,228	\$8,113,762	\$12,521,091	\$4,500,384	\$10,842,261	\$52,942,387	N/A	N/A
UW Bothell	\$1,970,864	\$0	\$0	\$256,495	\$0	\$0	\$50,500	\$2,277,859	\$5,700,000	40.0%
UW Tacoma	\$10,682,633	\$150,000	\$150,000	\$10,868,532	\$2,800,000	\$1,594,562	\$69,700	\$24,570,865	\$30,000,000	81.9%
<b>All UW Total</b>	<b>\$699,465,542</b>	<b>\$22,126,278</b>	<b>\$10,533,138</b>	<b>\$106,763,905</b>	<b>\$51,302,215</b>	<b>\$21,149,522</b>	<b>\$492,981,500</b>	<b>\$1,372,639,440</b>	<b>\$2,000,000,000</b>	<b>68.6%</b>


Source: UW Office of Development

Fundraising progress toward campaign working goals by constituency area (school/college/program). Campaign total is the sum of gifts, grants, active pledges and donor values of irrevocable deferred gifts and testamentary commitments. "N/A" is not applicable. 1 - "Pledges" are those in active status only. 2 - "Grants" are private grants only. 3 - Unit campaign working goals are still being finalized.

Job Number: 65812

May 2005

Campaign Progress by Constituency - Since July 2000



**CAMPAIGN FUNDING THEME PROGRESS - JULY 2000 - PRESENT**


THEME	CURRENT USE	ENDOWMENT	TOTAL
Student Support	\$62,797,091	\$77,441,955	\$140,239,046
Faculty Support	\$69,267,686	\$80,839,585	\$150,107,271
Program Support for Faculty and Students	\$606,016,724	\$72,347,966	\$678,364,690
Capital	\$251,809,825	\$878,269	\$252,688,094
Unrestricted	\$123,780,097	\$27,460,242	\$151,240,340
<b>Total</b>	<b>\$1,113,671,423</b>	<b>\$258,968,016</b>	<b>\$1,372,639,440</b>
Goal	\$1,600,000,000	\$400,000,000	\$2,000,000,000
% to Goal	69.6%	64.7%	68.6%

Source: UW Office of Development

This report shows contribution totals by campaign theme/priority since July 1, 2000.

Job Number: 65812  
 May 2005

Campaign Theme Progress



DEVELOPMENT SUMMARY - TOTAL PRIVATE VOLUNTARY SUPPORT

AREA	YEAR TO DATE DONOR VALUES		
	GIFTS	PRIVATE GRANTS	TOTAL
UW Seattle			
UW Medicine	\$34,405,579	\$39,139,939	\$73,545,518
Architecture	\$495,516	\$382,366	\$877,882
Arts and Sciences	\$16,873,722	\$6,601,962	\$23,475,684
Broadcast Services	\$7,332,598		\$7,332,598
Business School	\$10,327,896	\$50,800	\$10,378,696
Dentistry	\$1,126,766	\$171,470	\$1,298,236
Education	\$1,562,075	\$2,093,697	\$3,655,772
Engineering	\$18,014,739	\$8,084,718	\$26,099,457
Evans Schl. of Pub. Affairs	\$520,399	\$10,889,401	\$11,409,800
Forest Resources	\$1,285,844	\$493,884	\$1,779,728
Graduate School	\$1,472,253	\$2,304,764	\$3,777,017
Information School	\$309,930	\$72,270	\$382,200
Intercollegiate Athletics	\$11,501,707		\$11,501,707
Law	\$1,357,060	\$144,997	\$1,502,057
Libraries	\$957,350		\$957,350
Nursing	\$1,483,159	\$586,460	\$2,069,619
Ocean and Fisheries	\$1,943,422	\$7,683,738	\$9,627,160
Pharmacy	\$2,099,967	\$673,869	\$2,773,836
President's Funds	\$649,616		\$649,616
Public Health	\$933,834	\$7,460,435	\$8,394,269
Scholar. & Student Progs.	\$4,768,674	\$123,303	\$4,891,977
Social Work	\$562,201	\$727,917	\$1,290,118
UW Alumni Association	\$904,536		\$904,536
University Press	\$435,304		\$435,304
University Support	\$7,988,568	\$4,743	\$7,993,311
Washington Tech. Center			
UW Bothell	\$275,470		\$275,470
UW Tacoma	\$670,697	\$2,400	\$673,097
<b>All UW Total</b>	<b>\$130,258,895</b>	<b>\$87,693,133</b>	<b>\$217,952,028</b>

Source: UW Office of Development

Contribution totals for the major Development areas of the University are shown.

Job Number: 65812

May 2005

Development Area Summary - Total Private Voluntary Support



## DEVELOPMENT SUMMARY - GIFTS AND PRIVATE GRANTS

AREA	CURRENT MONTH		YEAR TO DATE		PRIOR YEAR TO DATE		PRIOR FISCAL YEAR	
	Donors	Value	Donors	Value	Donors	Value	Donors	Value
UW Seattle								
UW Medicine	2,976	\$3,438,244	17,525	\$73,545,518	14,888	\$65,388,216	15,677	\$73,746,044
Architecture	55	\$47,796	1,091	\$877,882	1,049	\$1,280,887	1,125	\$1,526,446
Arts and Sciences	1,623	\$1,538,009	14,768	\$23,475,684	14,314	\$17,897,597	15,042	\$21,258,923
Broadcast Services	567	\$822,756	3,008	\$7,332,598	2,710	\$7,223,468	3,055	\$8,003,070
Business School	428	\$660,063	3,949	\$10,378,696	3,568	\$7,619,154	3,774	\$8,104,326
Dentistry	142	\$81,452	1,212	\$1,298,236	1,266	\$1,138,345	1,314	\$1,166,282
Education	97	\$93,458	1,423	\$3,655,772	1,531	\$2,192,611	1,559	\$2,231,526
Engineering	363	\$2,914,080	3,820	\$26,099,457	3,571	\$20,818,288	3,709	\$23,824,360
Evans Schl. of Pub. Affairs	51	\$203,044	670	\$11,409,800	405	\$8,695,556	420	\$8,704,838
Forest Resources	40	\$201,986	966	\$1,779,728	1,043	\$1,740,241	1,055	\$1,860,102
Graduate School	30	\$180,232	520	\$3,777,017	835	\$2,090,814	890	\$2,265,996
Information School	27	\$15,060	539	\$382,200	509	\$348,354	528	\$463,842
Intercollegiate Athletics	318	\$300,426	11,613	\$11,501,707	11,163	\$9,745,906	21,719	\$12,479,465
Law	138	\$82,659	1,580	\$1,502,057	1,620	\$2,732,424	1,703	\$2,886,862
Libraries	197	\$32,756	4,024	\$957,350	3,513	\$528,379	3,589	\$616,206
Nursing	73	\$30,034	1,580	\$2,069,619	1,561	\$1,852,298	1,617	\$1,922,445
Ocean and Fisheries	40	\$172,549	638	\$9,627,160	526	\$3,943,211	553	\$4,155,330
Pharmacy	54	\$406,011	1,002	\$2,773,836	1,032	\$1,471,179	1,061	\$1,494,282
President's Funds	142	\$89,298	1,785	\$649,616	2,257	\$853,803	2,322	\$869,415
Public Health	71	\$319,197	614	\$8,394,269	566	\$6,020,159	584	\$6,667,414
Scholar. & Student Progs.	337	\$149,185	3,215	\$4,891,977	4,612	\$5,670,674	4,958	\$5,858,592
Social Work	81	\$198,900	700	\$1,290,118	771	\$459,091	795	\$492,520
UW Alumni Association	2,635	\$130,172	18,417	\$904,536	20,634	\$919,572	22,454	\$1,032,281
University Press	36	\$9,645	333	\$435,304				
University Support	377	\$786,644	1,845	\$7,993,311	1,120	\$4,200,264	1,245	\$4,627,937
Washington Tech. Center					1	\$212,389	1	\$219,908
UW Bothell	104	\$23,649	464	\$275,470	256	\$238,493	274	\$248,742
UW Tacoma	126	\$86,650	589	\$673,097	521	\$1,024,138	549	\$3,050,522
<b>All UW Unique Total</b>	<b>10,589</b>	<b>\$13,013,966</b>	<b>81,491</b>	<b>\$217,952,028</b>	<b>79,741</b>	<b>\$176,305,523</b>	<b>91,903</b>	<b>\$199,777,690</b>


Source: UW Office of Development

The number of donors and contribution totals for the major Development areas of the University are shown. Dollar values are based on donor values.

Job Number: 65812

May 2005

Development Area Summary - Gifts and Private Grants



## DEVELOPMENT SUMMARY - GIFTS

AREA	CURRENT MONTH		YEAR TO DATE		PRIOR YEAR TO DATE		PRIOR FISCAL YEAR	
	Donors	Value	Donors	Value	Donors	Value	Donors	Value
UW Seattle								
UW Medicine	2,917	\$962,333	17,262	\$34,405,579	14,688	\$32,553,074	15,479	\$36,774,110
Architecture	55	\$47,796	1,089	\$495,516	1,047	\$980,393	1,123	\$1,225,952
Arts and Sciences	1,618	\$1,300,157	14,704	\$16,873,722	14,262	\$12,191,465	14,989	\$14,525,068
Broadcast Services	567	\$822,756	3,008	\$7,332,598	2,710	\$7,223,468	3,055	\$8,003,070
Business School	428	\$660,063	3,948	\$10,327,896	3,568	\$7,619,154	3,774	\$8,104,326
Dentistry	142	\$26,701	1,208	\$1,126,766	1,262	\$831,136	1,310	\$859,073
Education	97	\$93,458	1,418	\$1,562,075	1,526	\$1,435,641	1,554	\$1,474,556
Engineering	349	\$1,725,241	3,756	\$18,014,739	3,517	\$12,860,699	3,654	\$15,709,271
Evans Schl. of Pub. Affairs	49	\$64,044	649	\$520,399	397	\$695,890	412	\$705,172
Forest Resources	39	\$178,676	960	\$1,285,844	1,038	\$1,610,619	1,050	\$1,730,480
Graduate School	30	\$180,232	514	\$1,472,253	832	\$1,231,885	886	\$1,402,400
Information School	27	\$15,060	538	\$309,930	508	\$273,157	527	\$388,645
Intercollegiate Athletics	318	\$300,426	11,613	\$11,501,707	11,163	\$9,745,906	21,719	\$12,479,465
Law	138	\$82,659	1,577	\$1,357,060	1,620	\$2,732,424	1,703	\$2,886,862
Libraries	197	\$32,756	4,024	\$957,350	3,513	\$528,379	3,589	\$616,206
Nursing	72	\$26,356	1,571	\$1,483,159	1,553	\$1,129,676	1,609	\$1,198,123
Ocean and Fisheries	37	\$17,250	615	\$1,943,422	510	\$2,615,057	537	\$2,827,176
Pharmacy	51	\$284,706	996	\$2,099,967	1,029	\$1,209,508	1,058	\$1,232,611
President's Funds	142	\$89,298	1,785	\$649,616	2,257	\$853,803	2,322	\$869,415
Public Health	67	\$6,118	577	\$933,834	533	\$432,536	551	\$603,827
Scholar. & Student Progs.	337	\$149,185	3,214	\$4,768,674	4,611	\$5,669,074	4,957	\$5,855,992
Social Work	79	\$20,600	688	\$562,201	766	\$95,334	790	\$128,763
UW Alumni Association	2,635	\$130,172	18,417	\$904,536	20,634	\$919,572	22,454	\$1,032,281
University Press	36	\$9,645	333	\$435,304				
University Support	377	\$786,644	1,843	\$7,988,568	1,117	\$3,694,164	1,241	\$4,022,337
Washington Tech. Center					1	\$212,389	1	\$219,908
UW Bothell	104	\$23,649	464	\$275,470	256	\$238,493	274	\$248,742
UW Tacoma	126	\$86,650	588	\$670,697	521	\$1,024,138	549	\$3,050,522
<b>All UW Unique Total</b>	<b>10,501</b>	<b>\$8,122,642</b>	<b>81,042</b>	<b>\$130,258,895</b>	<b>79,407</b>	<b>\$110,607,045</b>	<b>91,572</b>	<b>\$128,174,367</b>


Source: UW Office of Development

The number of donors and contribution totals (gifts only) for the major Development areas of the University are shown. Dollar values are based on donor values.

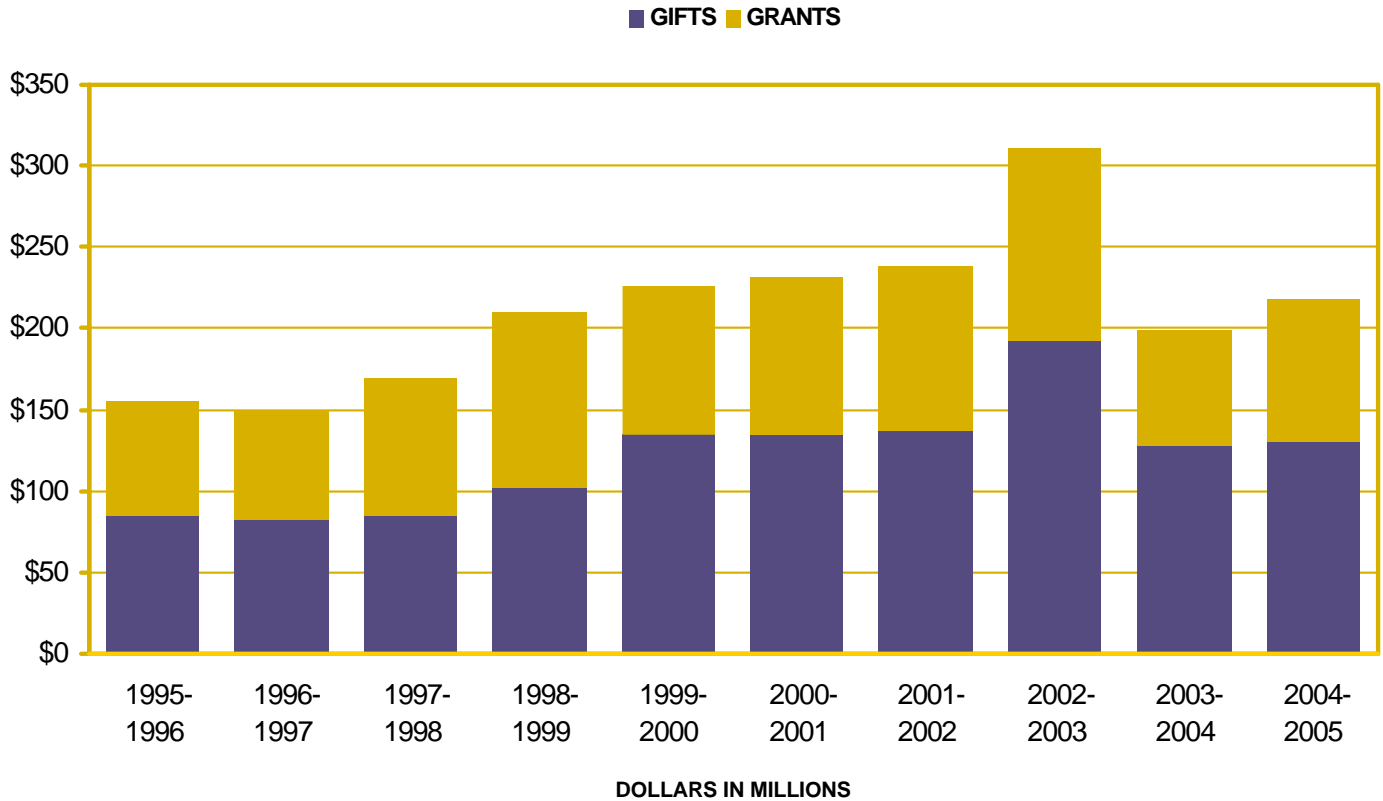
Job Number: 65812

May 2005

Development Area Summary - Gifts



COMPLETE FISCAL YEAR COMPARISON OF TOTAL CONTRIBUTIONS RECEIVED




FISCAL YEAR	GIFTS	GRANTS	TOTAL CONTRIBUTIONS
2004- 2005	\$130,258,895	\$87,693,133	\$217,952,028
2003- 2004	\$128,174,367	\$71,603,323	\$199,777,690
2002- 2003	\$192,573,183	\$118,677,722	\$311,250,905
2001- 2002	\$137,959,340	\$100,820,547	\$238,779,887
2000- 2001	\$134,805,190	\$97,112,979	\$231,918,169
1999- 2000	\$134,037,997	\$91,536,165	\$225,574,162
1998- 1999	\$102,925,077	\$107,619,586	\$210,544,663
1997- 1998	\$84,718,016	\$85,276,615	\$169,994,631
1996- 1997	\$81,892,963	\$67,425,874	\$149,318,837
1995- 1996	\$85,036,511	\$69,150,088	\$154,186,599

Source: UW Office of Development

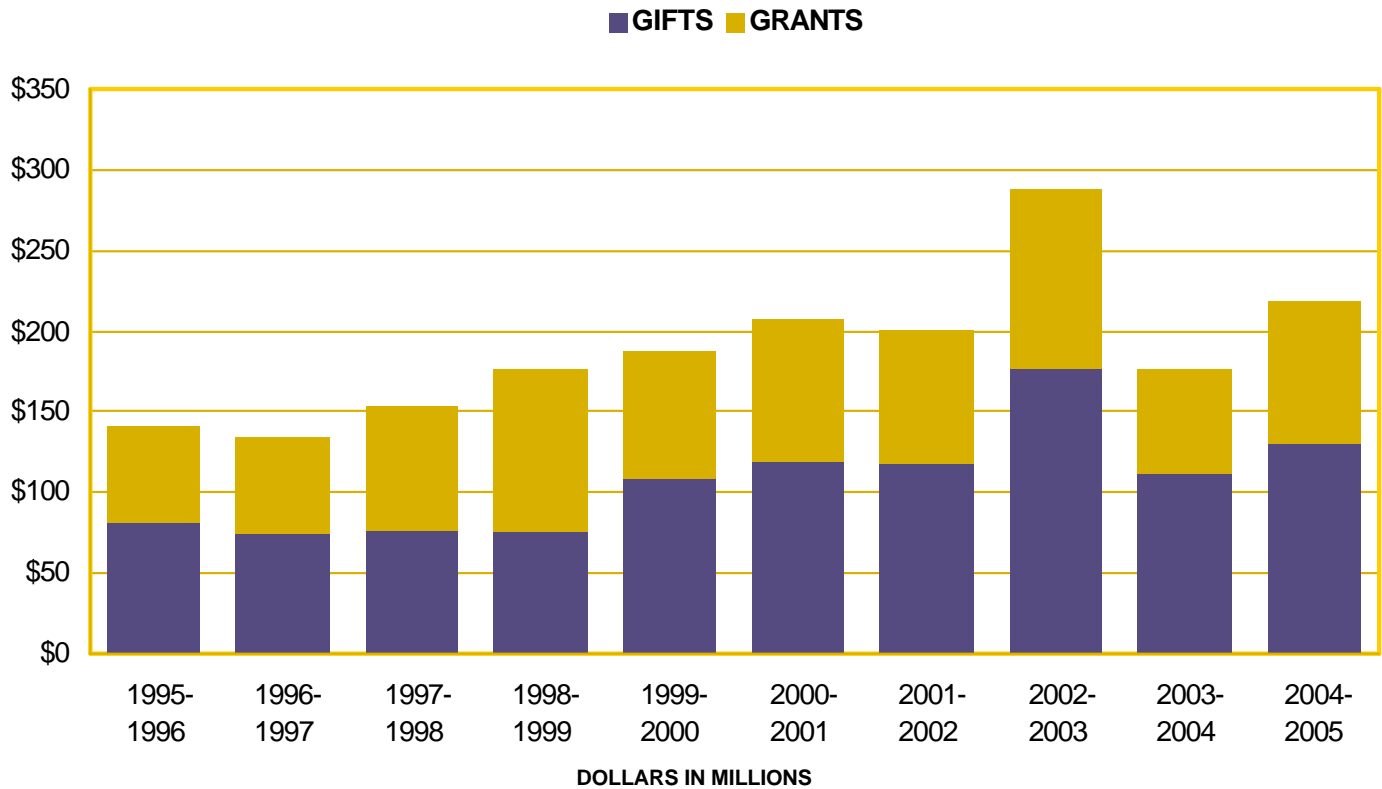
This graph compares the current fiscal year's contribution totals to each of the previous nine fiscal year's contribution totals.

Job Number: 65812  
 May 2005

Fiscal Year Totals Graph




YEAR TO DATE CONTRIBUTION TOTALS



FISCAL YEAR	GIFTS	GRANTS	TOTAL CONTRIBUTIONS
2004- 2005	\$130,258,895	\$87,693,133	\$217,952,028
2003- 2004	\$110,607,045	\$65,698,478	\$176,305,523
2002- 2003	\$176,755,934	\$111,251,784	\$288,007,718
2001- 2002	\$118,125,206	\$82,636,715	\$200,761,921
2000- 2001	\$119,218,804	\$88,148,568	\$207,367,372
1999- 2000	\$108,698,852	\$78,589,207	\$187,288,059
1998- 1999	\$75,706,933	\$100,303,872	\$176,010,805
1997- 1998	\$75,716,002	\$77,814,496	\$153,530,498
1996- 1997	\$74,063,976	\$60,592,327	\$134,656,303
1995- 1996	\$81,025,345	\$59,935,495	\$140,960,840

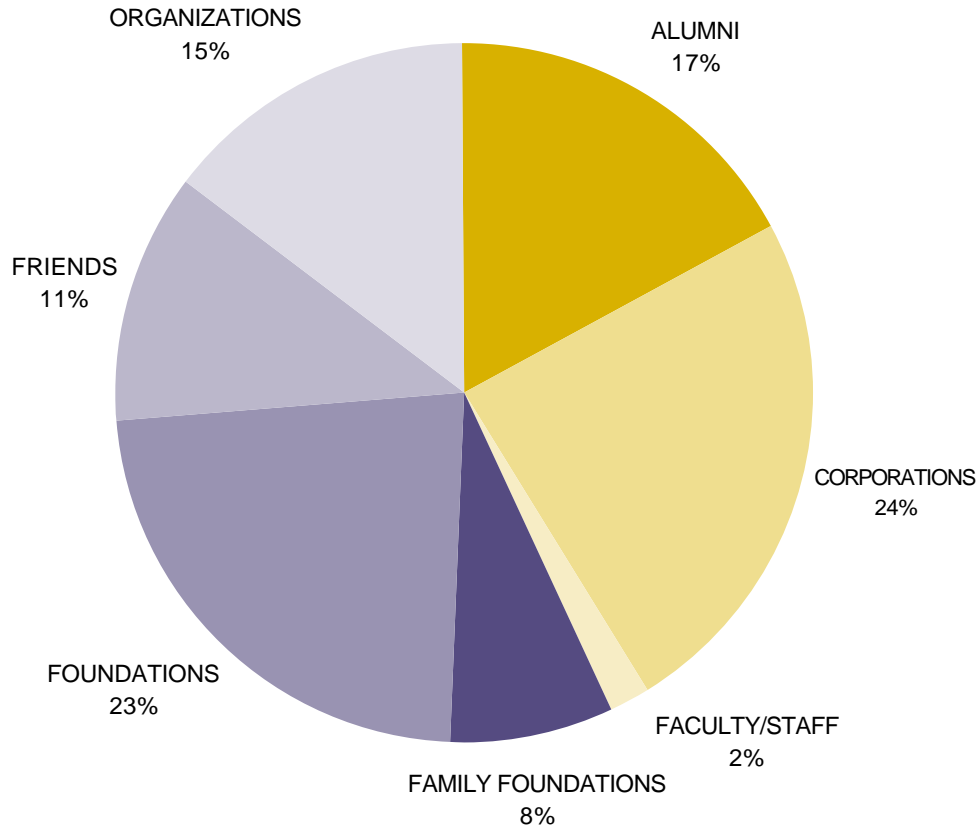
Source: UW Office of Development

This graph compares the current fiscal year's contribution totals to each of the previous nine fiscal year's contribution totals.





DEVELOPMENT ACTIVITY BY DONOR TYPE IN CURRENT FISCAL YEAR




DONOR TYPE	YEAR TO DATE		PRIOR YEAR TO DATE		PRIOR FISCAL YEAR	
	Donors	Value	Donors	Value	Donors	Value
Alumni	43,710	\$37,396,348	45,018	\$32,279,861	49,719	\$37,211,864
Corporations	3,244	\$52,457,972	3,220	\$43,032,167	3,760	\$46,349,831
Faculty/Staff	3,202	\$3,991,971	2,732	\$2,757,899	3,171	\$3,335,421
Family Foundations	171	\$16,479,228	156	\$17,767,673	161	\$21,205,792
Foundations	370	\$50,399,876	371	\$31,558,358	387	\$34,932,399
Friends	30,430	\$25,052,149	27,870	\$21,272,318	34,361	\$27,532,116
Organizations	488	\$32,174,484	450	\$27,637,246	494	\$29,210,266

Source: UW Office of Development

This graph shows the sources of contributions for the current year to date. Dollar values are based on donor value.

Job Number: 65812  
 May 2005

Development Activity by Donor Type in Current Fiscal Year Chart





## ALUMNI PARTICIPATION BY CONSTITUENCY

AREA	CURRENT FISCAL YEAR TO DATE			PREVIOUS FISCAL YEAR TO DATE			
	Solicitible	Donors	Partic. Rate	Solicitible	Donors	Partic. Rate	Final %
UW Seattle							
UW Medicine	15,842	3,118	19.7%	16,430	2,984	18.2%	19.6%
Architecture	7,192	1,180	16.4%	7,307	1,266	17.3%	18.9%
Arts and Sciences	121,216	17,940	14.8%	128,104	18,353	14.3%	15.8%
Business School	34,015	6,551	19.3%	35,210	6,868	19.5%	22.0%
Dentistry	4,301	1,125	26.2%	4,312	1,223	28.4%	31.3%
Education	18,677	3,276	17.5%	20,049	3,365	16.8%	18.9%
Engineering	29,399	4,415	15.0%	30,589	4,644	15.2%	16.6%
Evans Schl. Of Pub. Affairs	1,872	420	22.4%	1,797	405	22.5%	23.9%
Forest Resources	4,382	707	16.1%	4,468	716	16.0%	17.6%
Interdisc. Grad. Programs	1,161	207	17.8%	1,128	233	20.7%	22.5%
Interschool Programs	241	38	15.8%	219	32	14.6%	16.9%
Information School	3,786	797	21.1%	3,869	838	21.7%	23.0%
Law	7,070	1,547	21.9%	7,008	1,628	23.2%	25.6%
School Of Nursing	7,976	1,811	22.7%	8,092	1,880	23.2%	24.8%
Ocean & Fisheries	3,560	604	17.0%	3,705	620	16.7%	18.1%
Pharmacy	3,147	862	27.4%	3,159	933	29.5%	31.9%
Public Health	3,139	661	21.1%	3,044	616	20.2%	21.4%
Social Work	5,707	889	15.6%	6,008	925	15.4%	16.3%
Undergrad. Interdisc. Programs	67	10	14.9%	44	6	13.6%	25.0%
UW Bothell	3,580	433	12.1%	3,258	374	11.5%	12.8%
UW Tacoma	4,016	460	11.5%	3,595	394	11.0%	12.5%
Unspecified	11,614	2,380	20.5%	12,900	2,469	19.1%	22.1%
<b>All UW Total</b>	<b>267,179</b>	<b>43,710</b>	<b>16.4%</b>	<b>278,939</b>	<b>45,018</b>	<b>16.1%</b>	<b>17.8%</b>

Source: UW Office of Development

Job Number: 65812  
May 2005

Alumni Participation

