

Annual Report to the
University of Washington Board of Regents

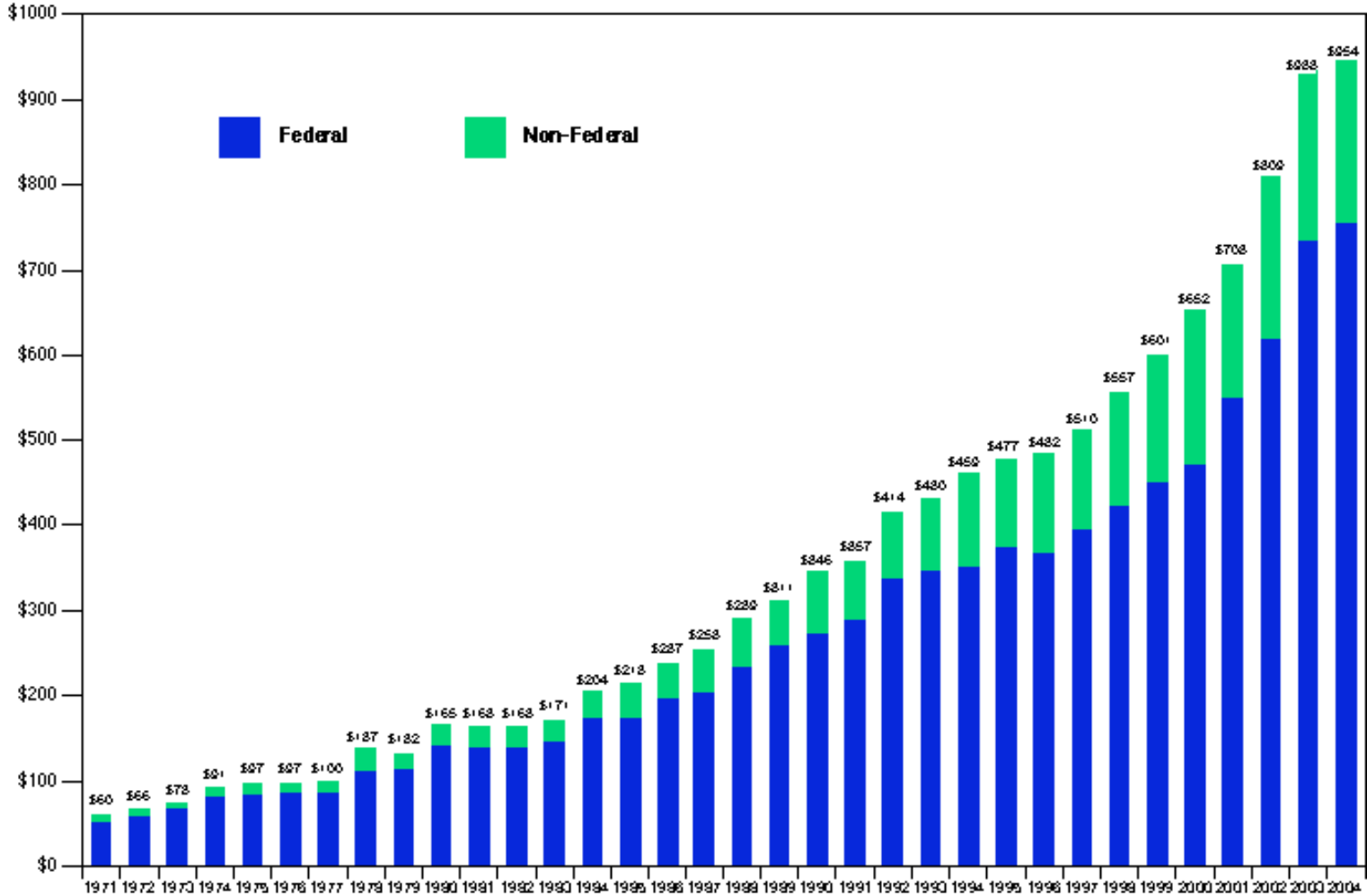
Summary of Sponsored Programs for the Fiscal Year Ending June 30, 2004

NOTE: Comparisons with other institutions are based on information from the National Science Foundation, the National Institutes of Health and the RAND Corporation. The FY02 information is the most recent available.

*UW Office of Research
January 2005*

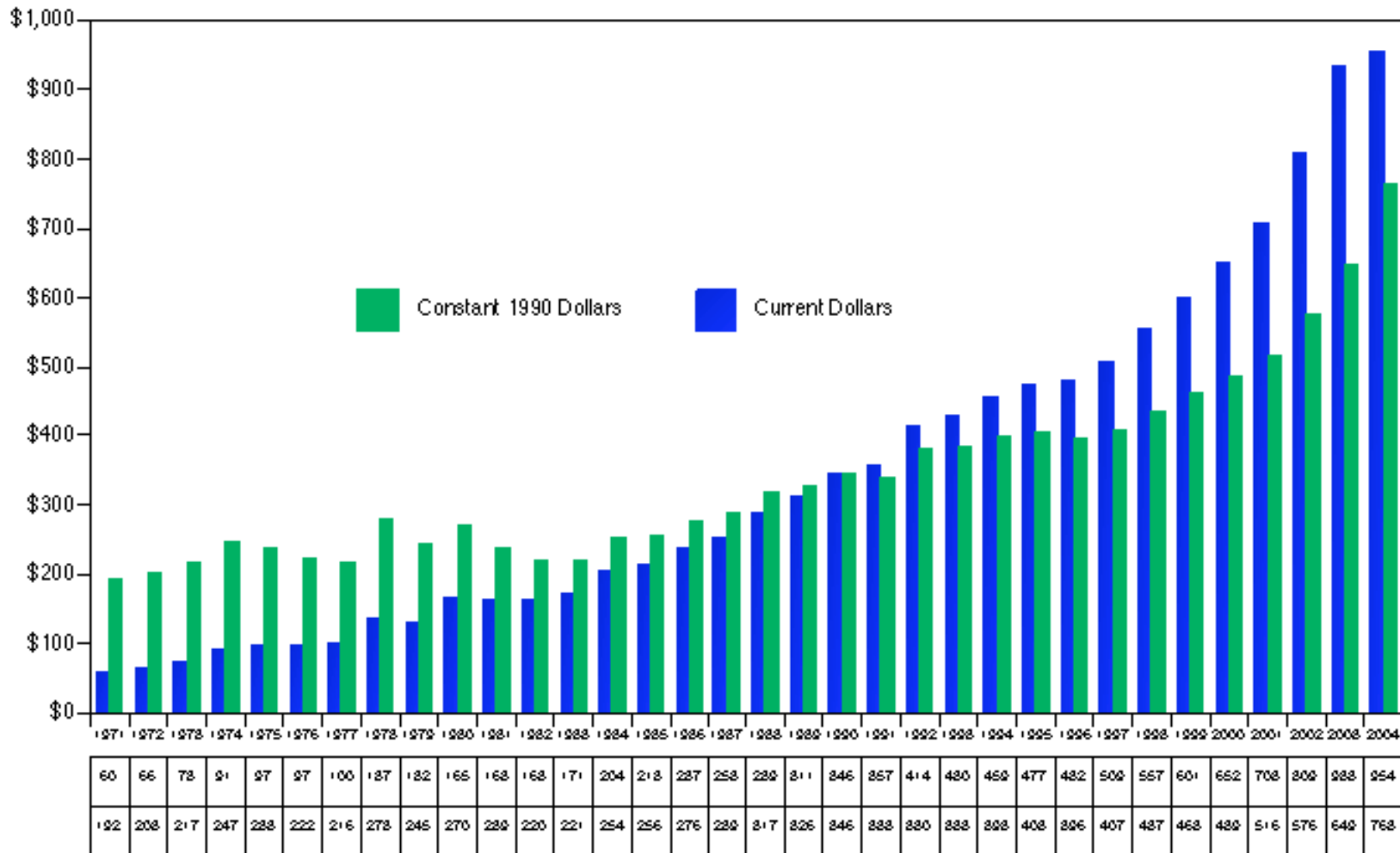
University of Washington Grant and Contract Award Totals, Fiscal Years 1971–2004

Million

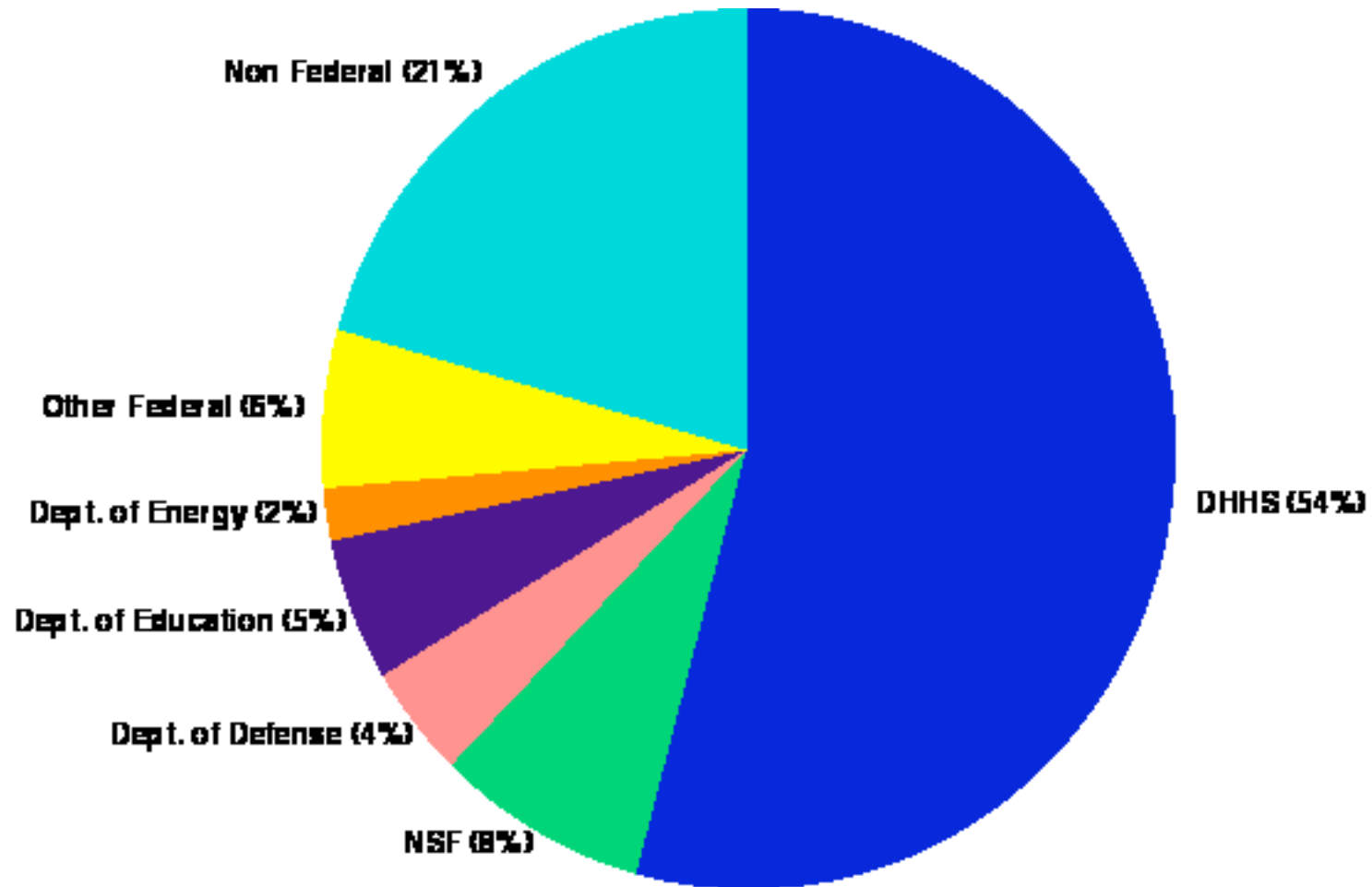


Grant and Contract Award Totals in Current and Constant 1990 Dollars, Fiscal Years 1971–2004

Millions



Sources of Grant and Contract Awards, FY04

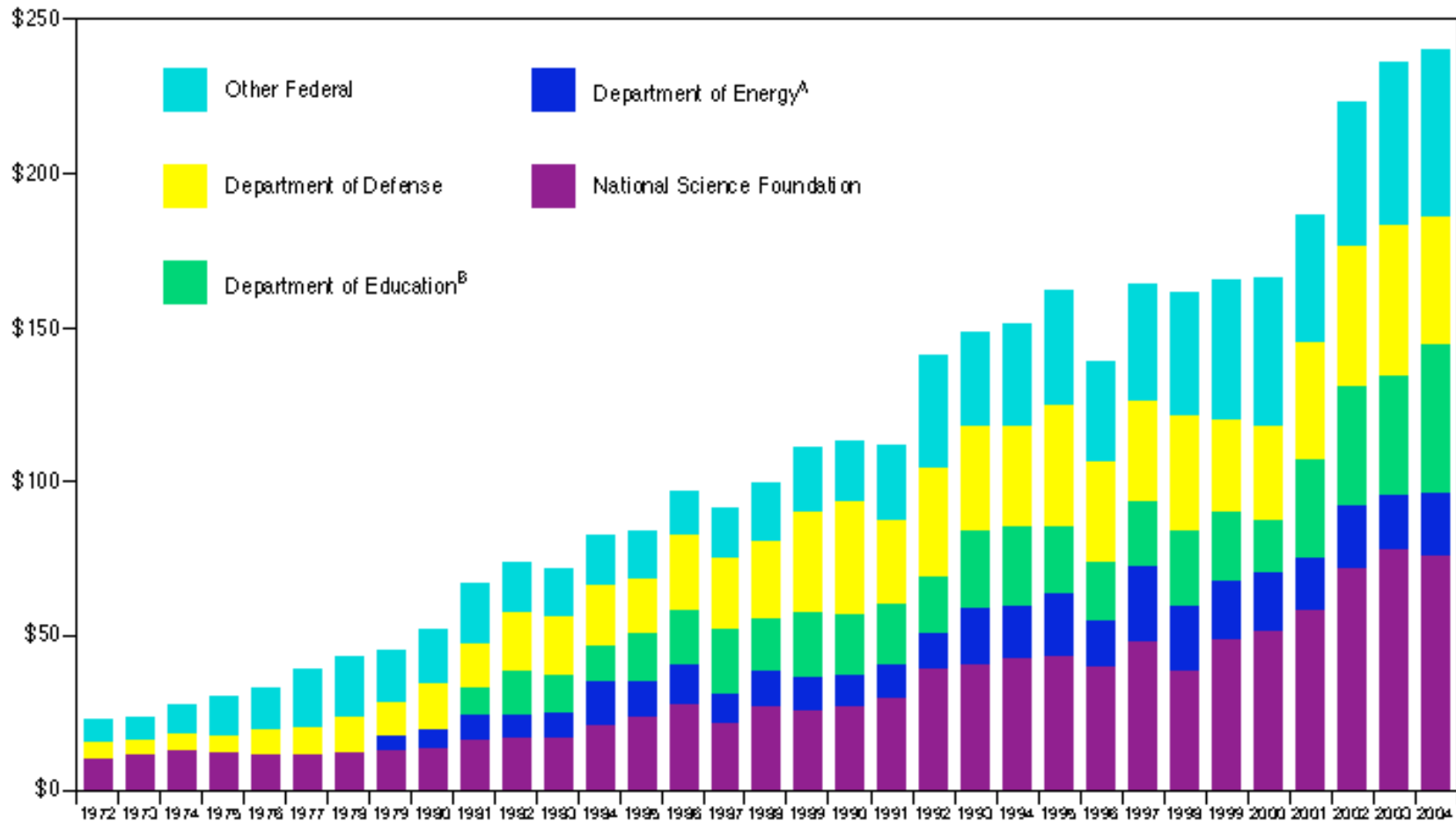


Sources of Grant and Contract Funds

Sources of Grant and Contract Funds	FY04	FY03
DHHS	\$516,511,415	\$500,871,506
NSF	\$76,552,616	\$78,184,527
Dept. of Defense	\$40,862,971	\$48,742,665
Dept. of Education	\$48,853,709	\$39,869,587
Dept. of Energy	\$20,189,802	\$17,461,633
Other Federal	\$53,947,084	\$51,938,027
Non Federal*	\$196,644,304	\$195,856,859
Total Grant and Contract Awards	\$953,561,901	\$932,924,804

Major Sources of Federal Funds, Not Including the Dept. of Health and Human Services, 1972–2004

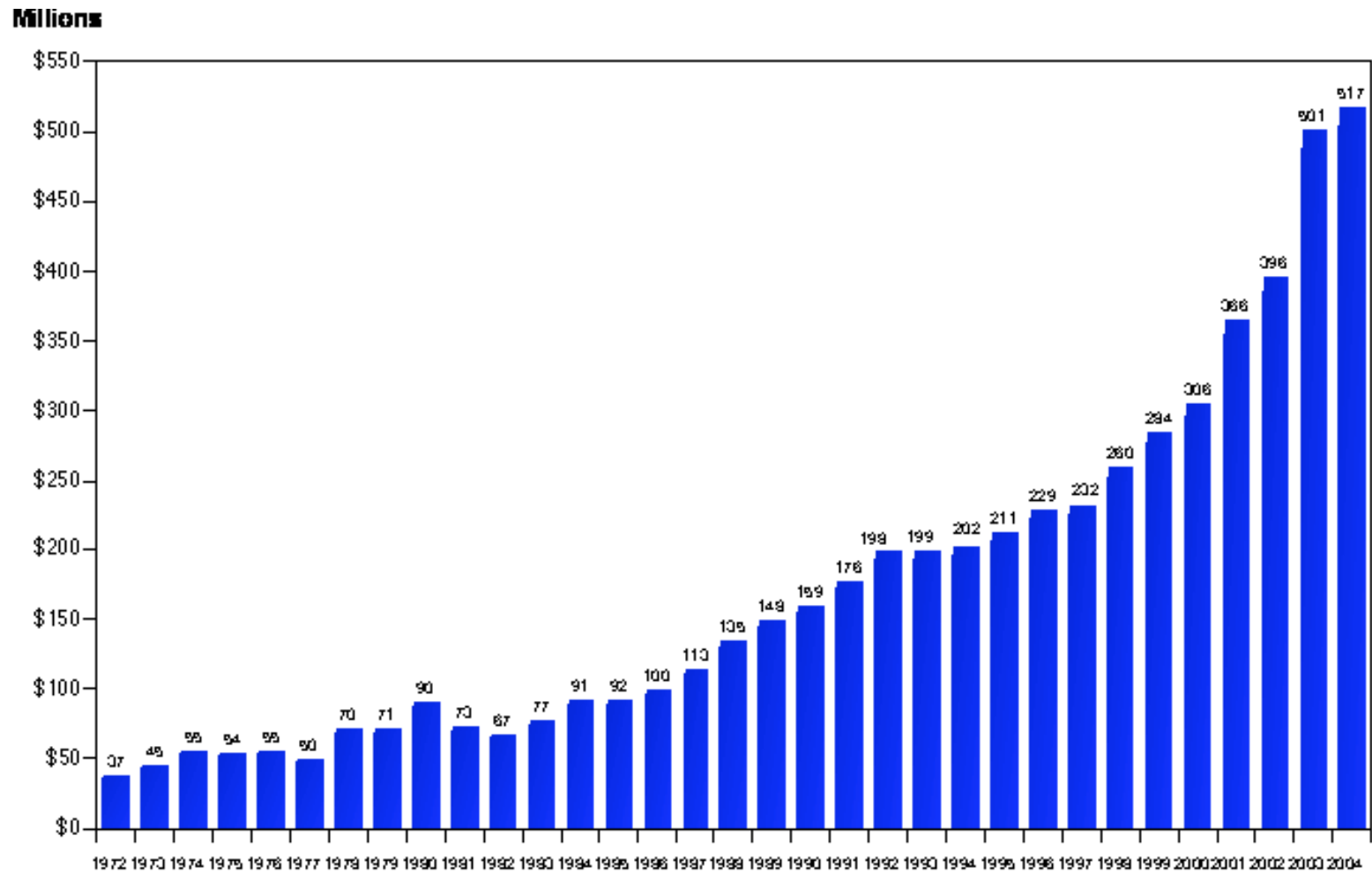
Millions



A) Before 1979, the Department of Energy was included under the heading "Other Federal."

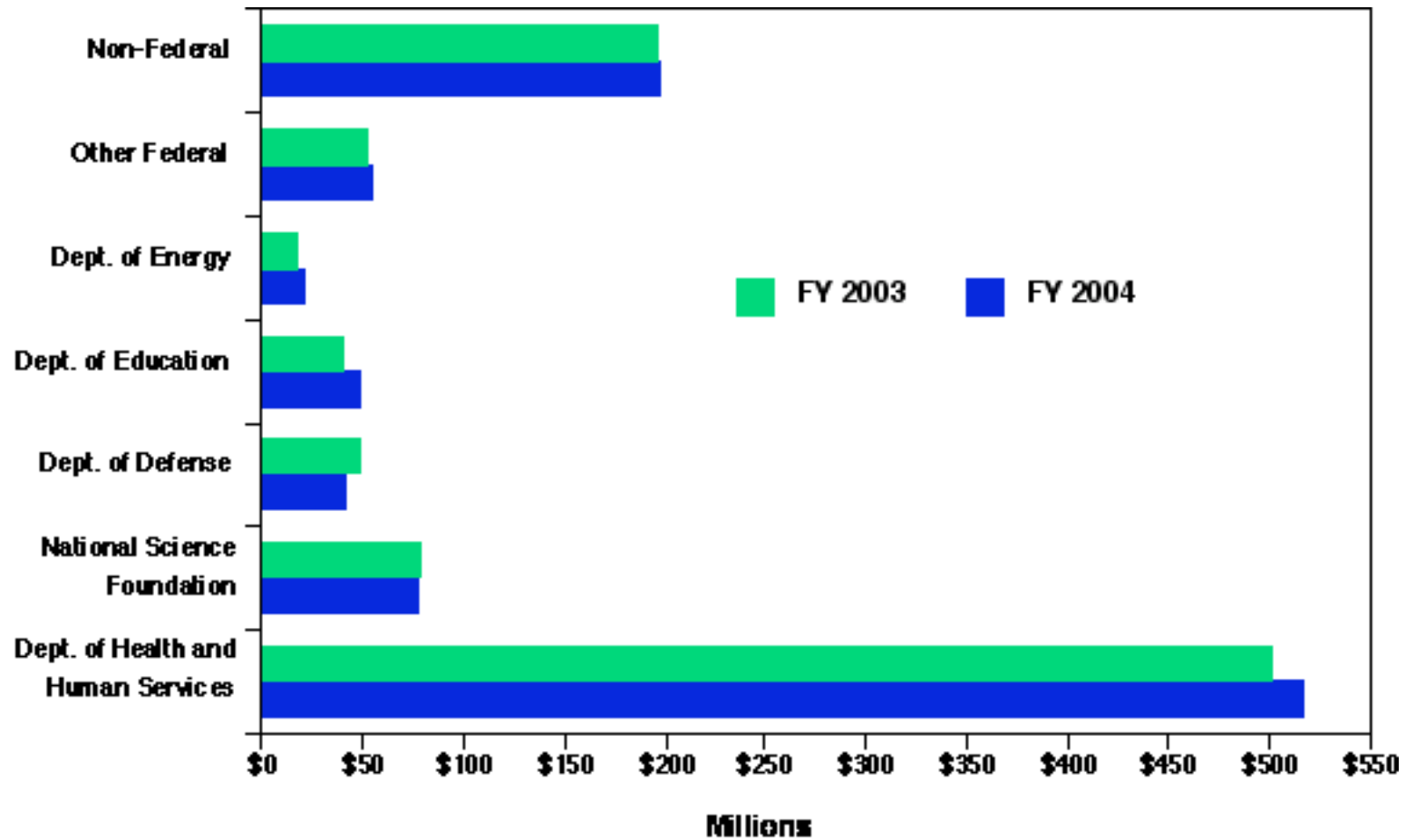
B) Before 1980, the Departments of Education and the Department of Health and Human Services were one department: the Department of Health, Education and Welfare.

Funding from the Department of Health and Human Services, Fiscal Years 1972–2004

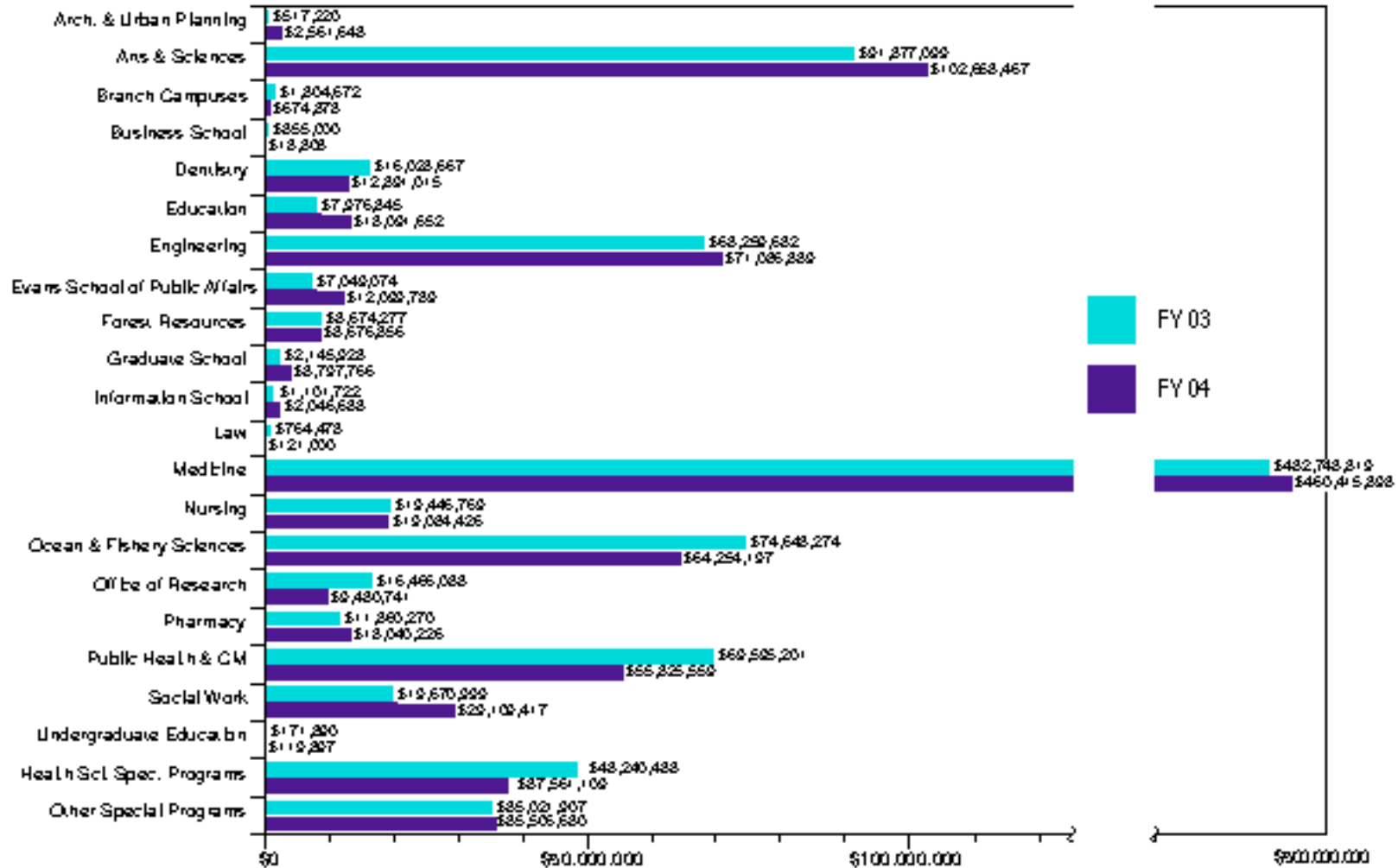


Note: Before 1980, the Departments of Education and the Department of Health and Human Services were one department: the Department of Health, Education and Welfare.

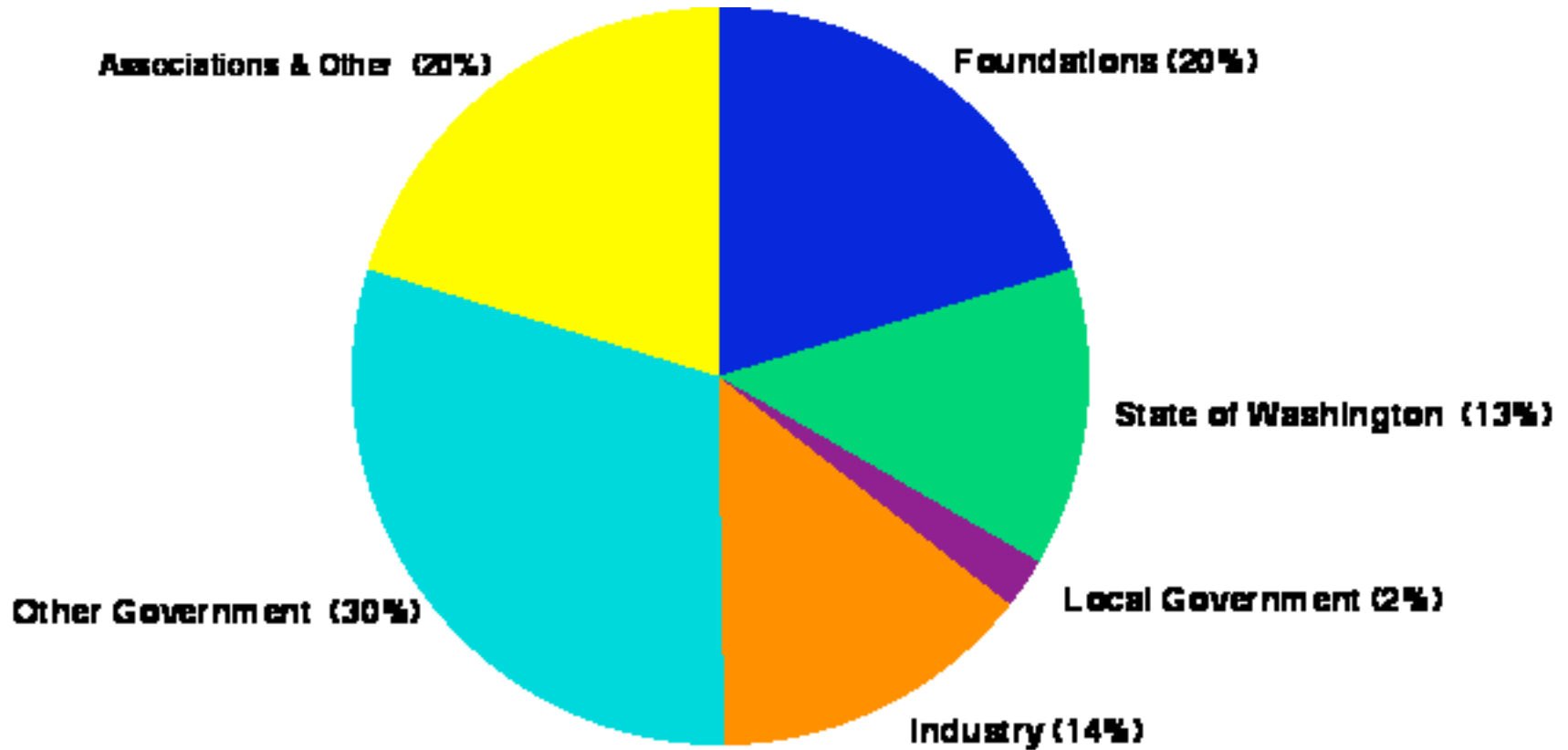
Two Year Comparison of Grant and Contract Awards by Source, Fiscal Years 2003-2004



Total Grant and Contract Awards by School/College/Unit, FY03–FY04



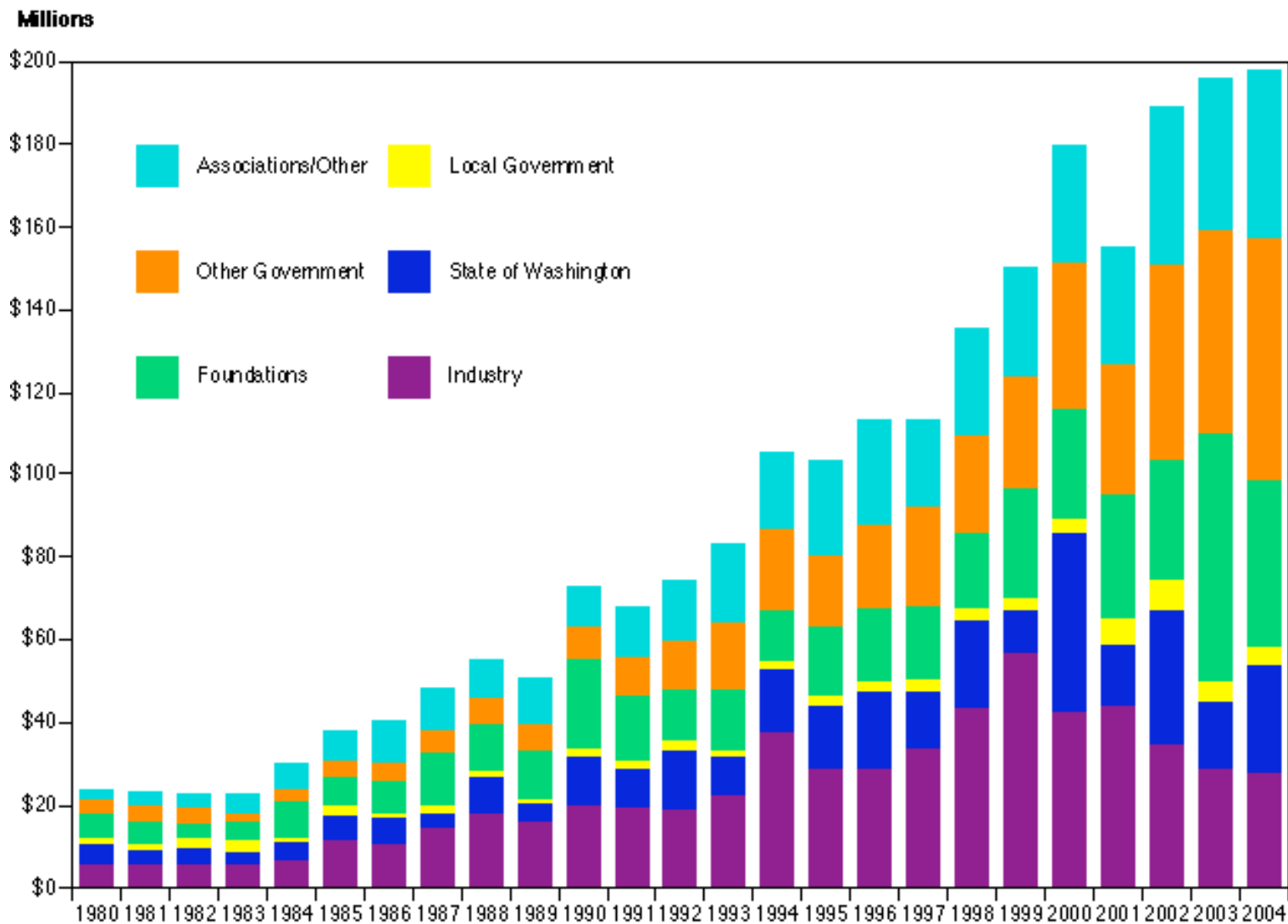
Sources of Non-Federal Funds, FY 2004



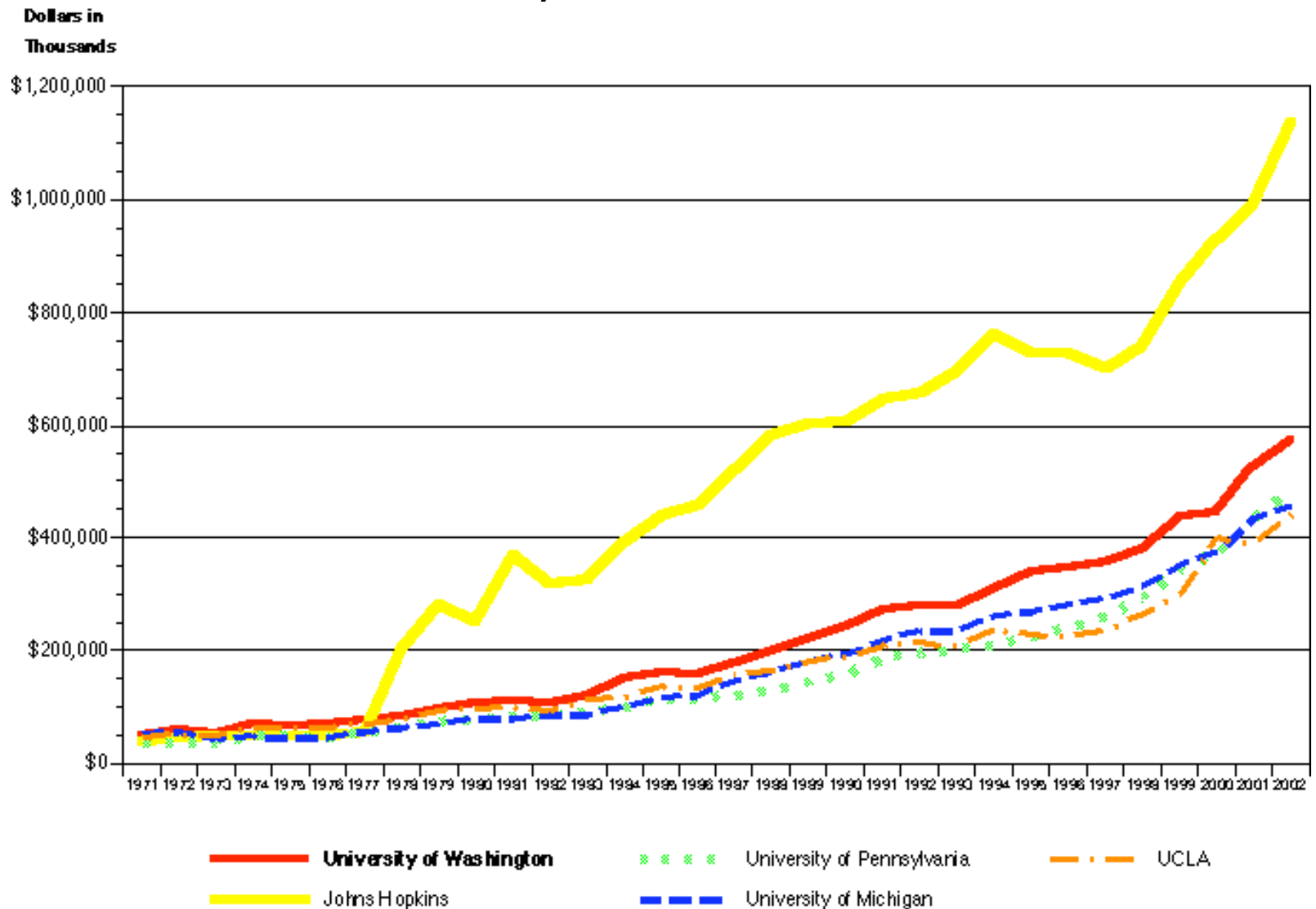
Sources of Non-Federal Funds, FY 2004

Non-Federal Fund Sources	FY04	FY03
Foundations	\$39,630,770	\$59,987,007
State of Washington	\$25,846,074	\$16,065,115
Local Government	\$4,685,012	\$5,182,043
Industry	\$27,734,783	\$29,089,578
Other Government	\$58,823,837	\$49,441,747
Associations & Other	\$39,923,828	\$36,091,369
Total Non-Federal Grant and Contract Awards	\$196,644,304	\$195,856,859

Sources of Non-Federal Research Funds, 1980–2004

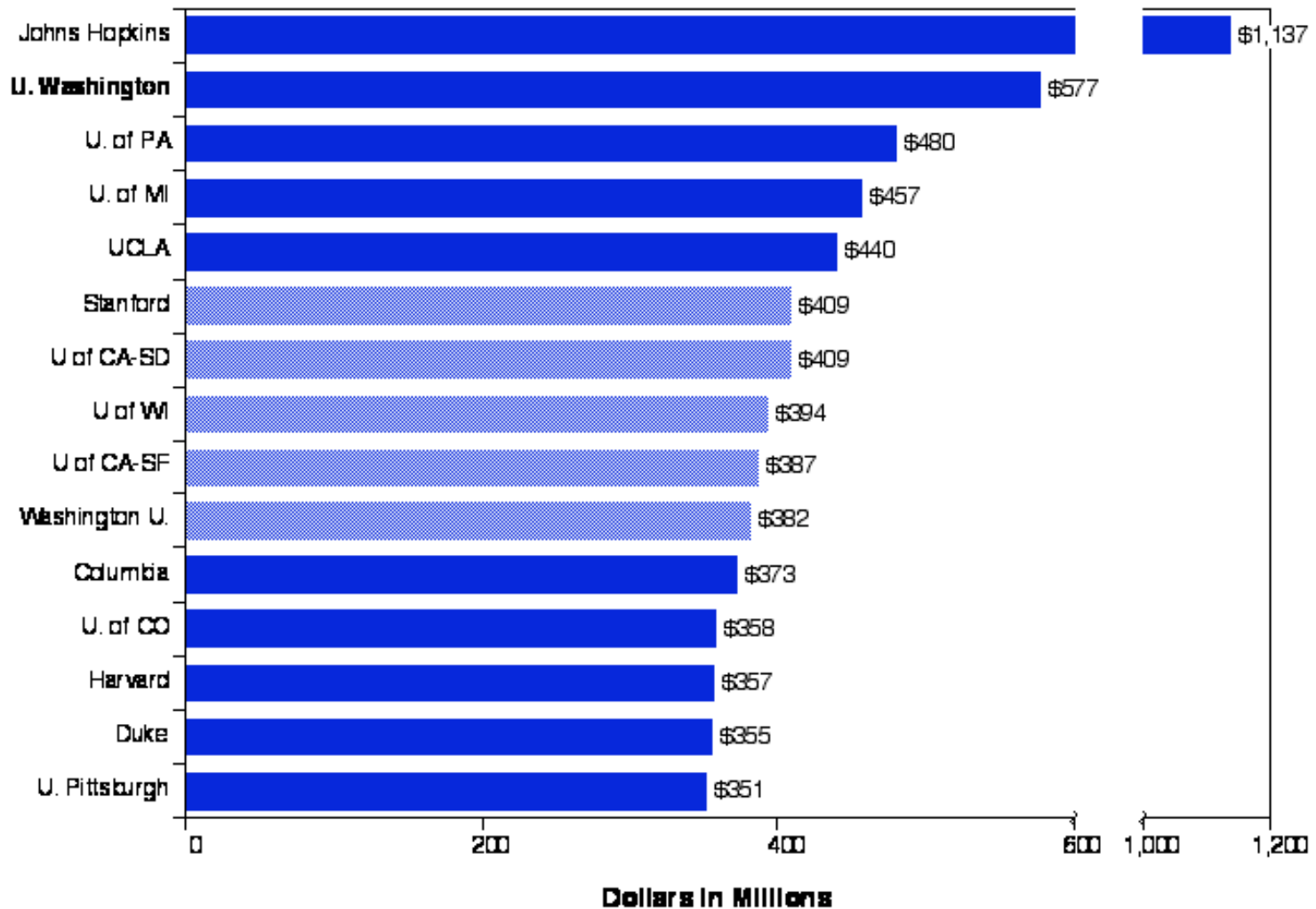


Federal Obligations for Science and Engineering to Top 5 Institutions, Fiscal Years 1971–2002



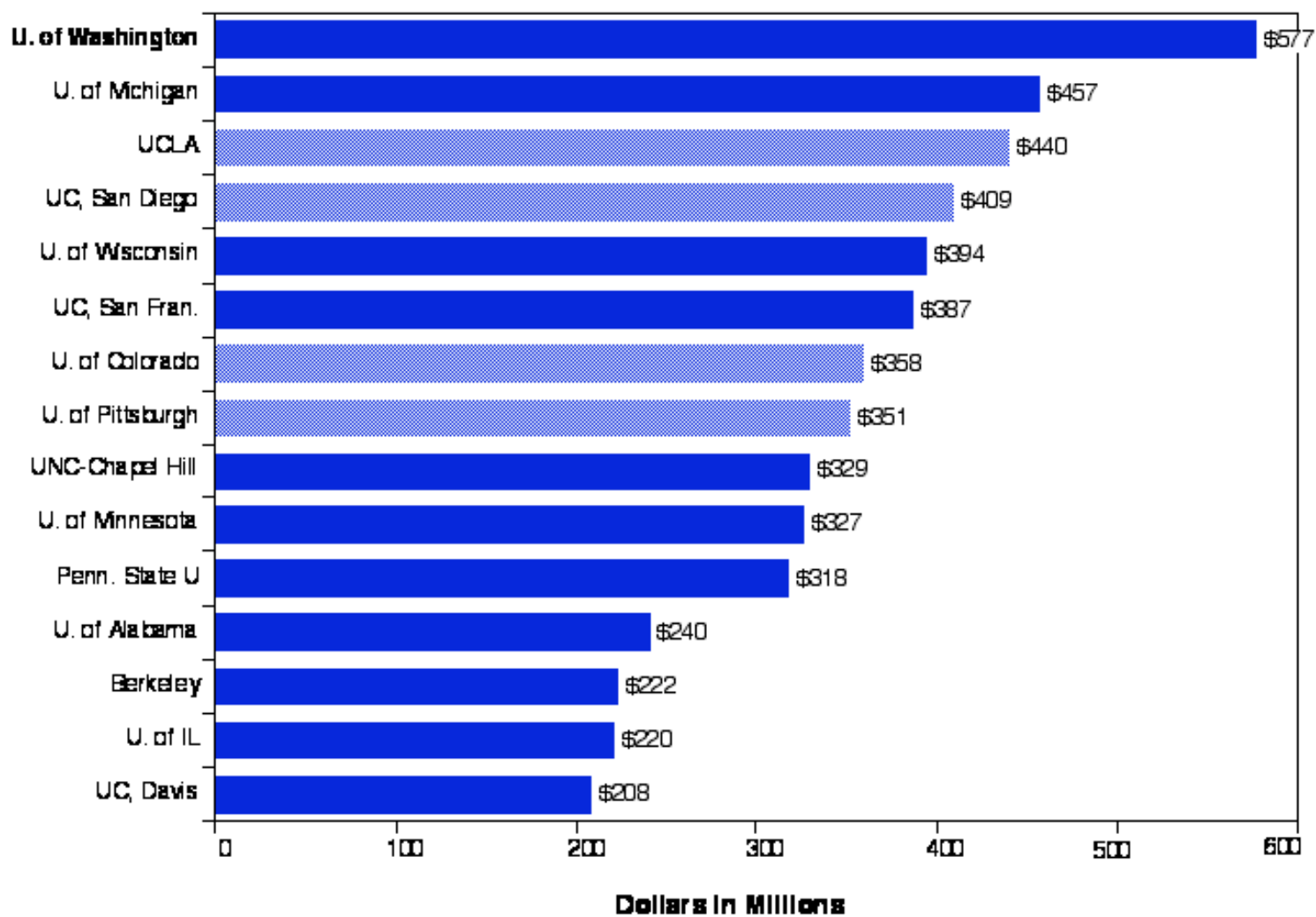
Source: NSF

Top 15 Institutions, Ranked by Total Federal Obligations for Science and Engineering, FY 2002



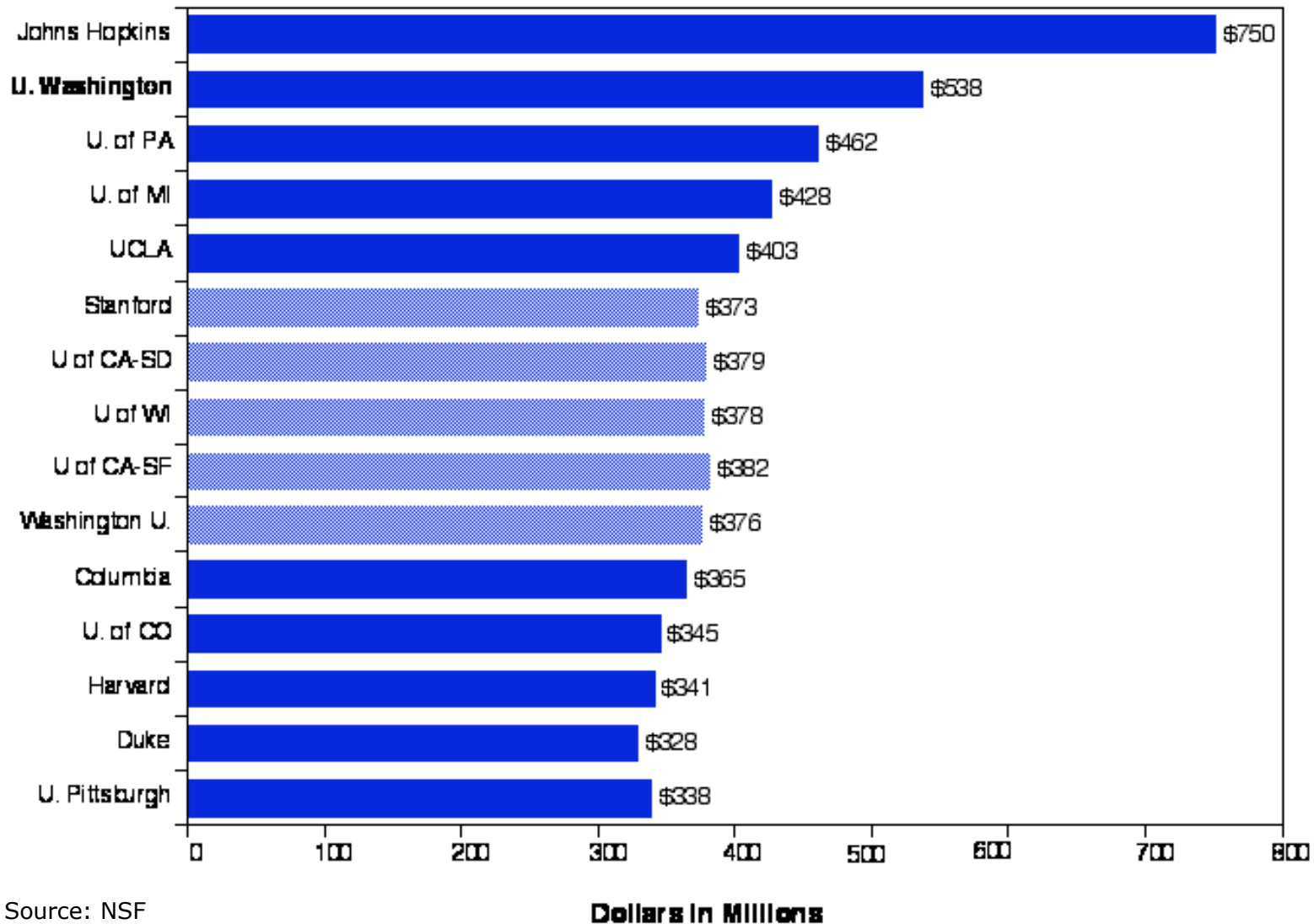
Source: NSF

Top 15 Public Institutions, Ranked by Federal Obligations for Science and Engineering Fiscal Year 2002



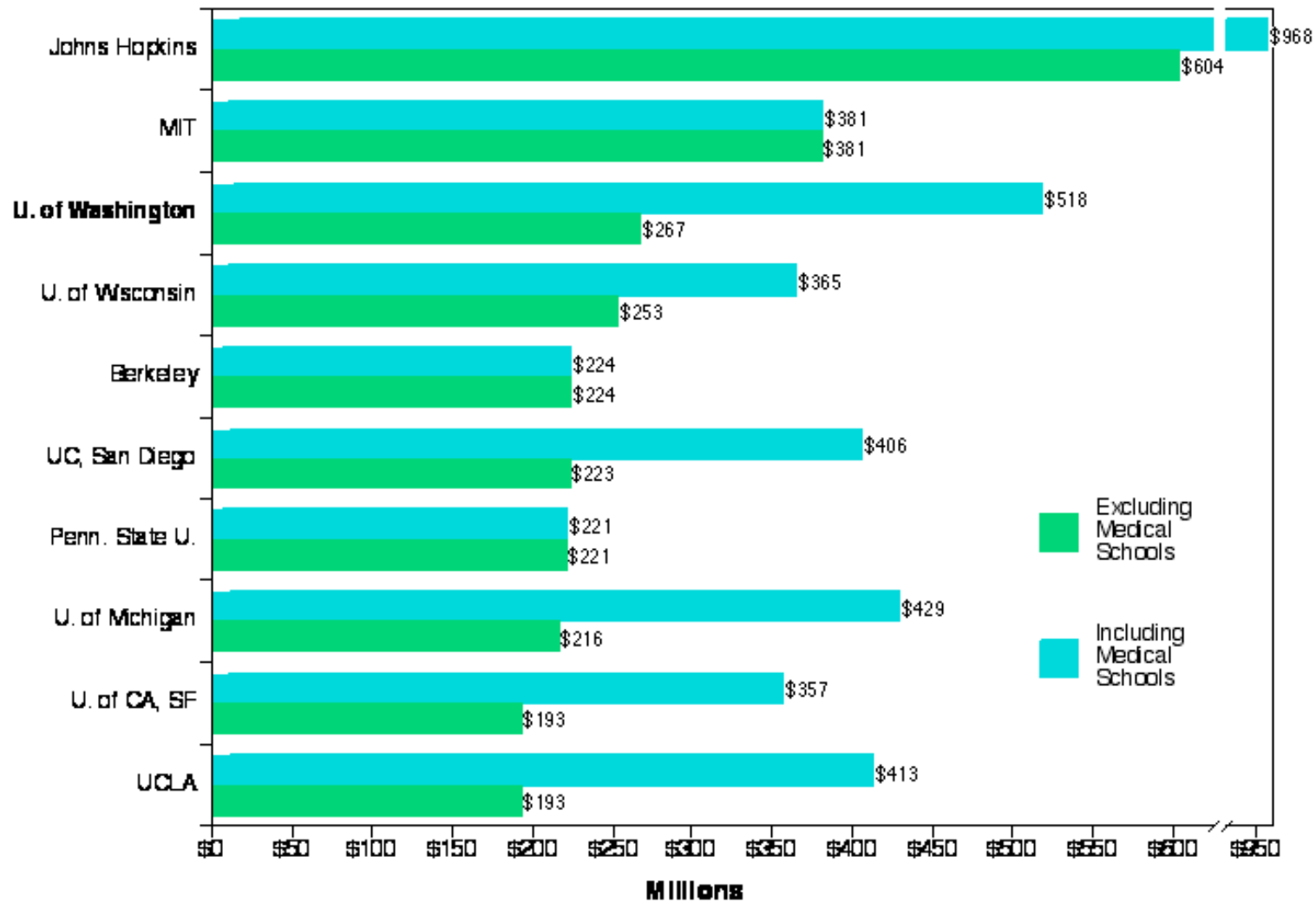
Source: NSF

Top 15 Institutions, Ranked by Total Federal Obligations for Science and Engineering, without Dept. of Defense Funding, FY02



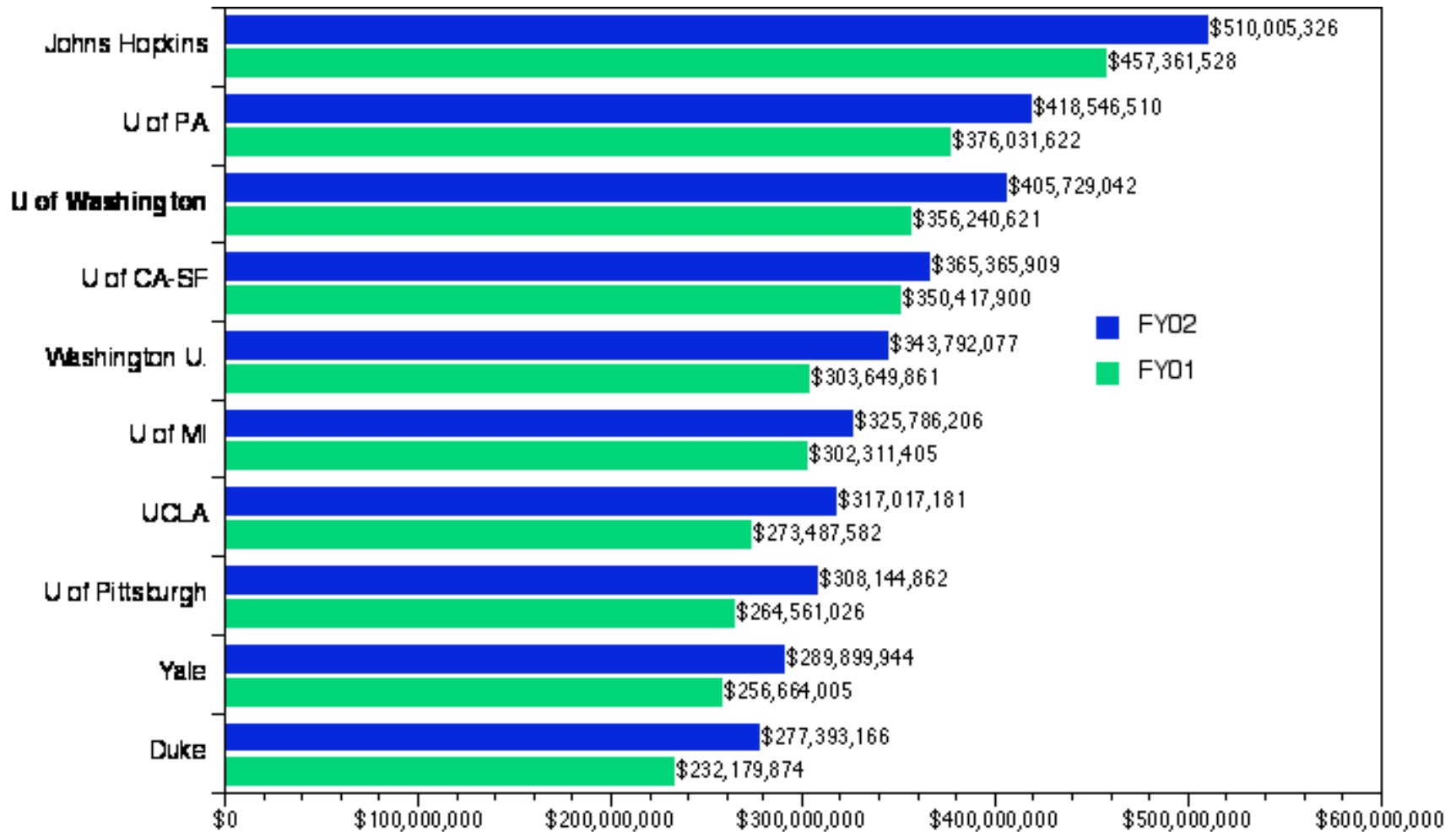
Source: NSF

Top 10 Institutions, Ranked by Total Federal Research Funding, Including and Excluding Funding to Medical Schools, FY02



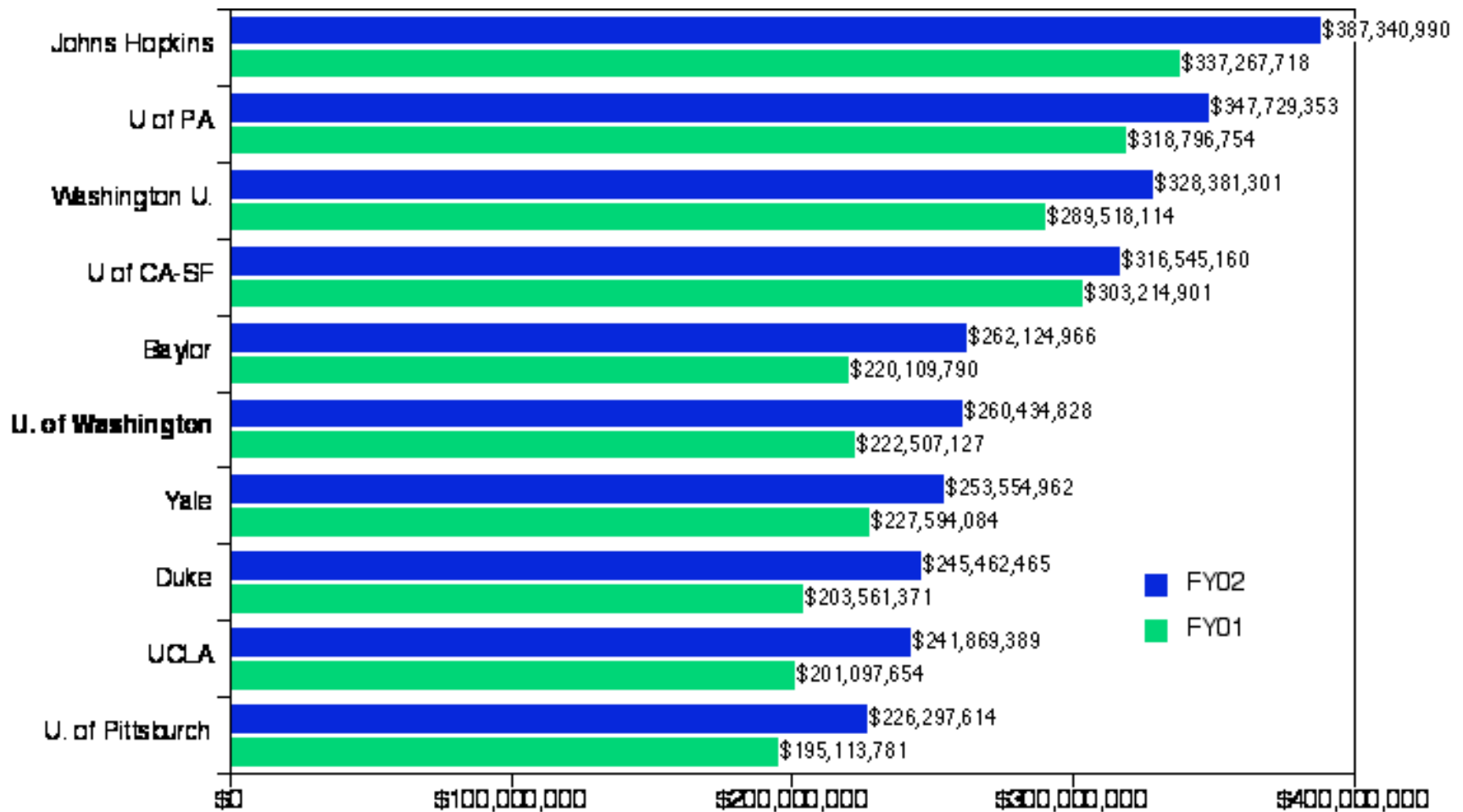
Source: RAND Corp.

Top 10 Institutions, Ranked by NIH Funding, FY01-02



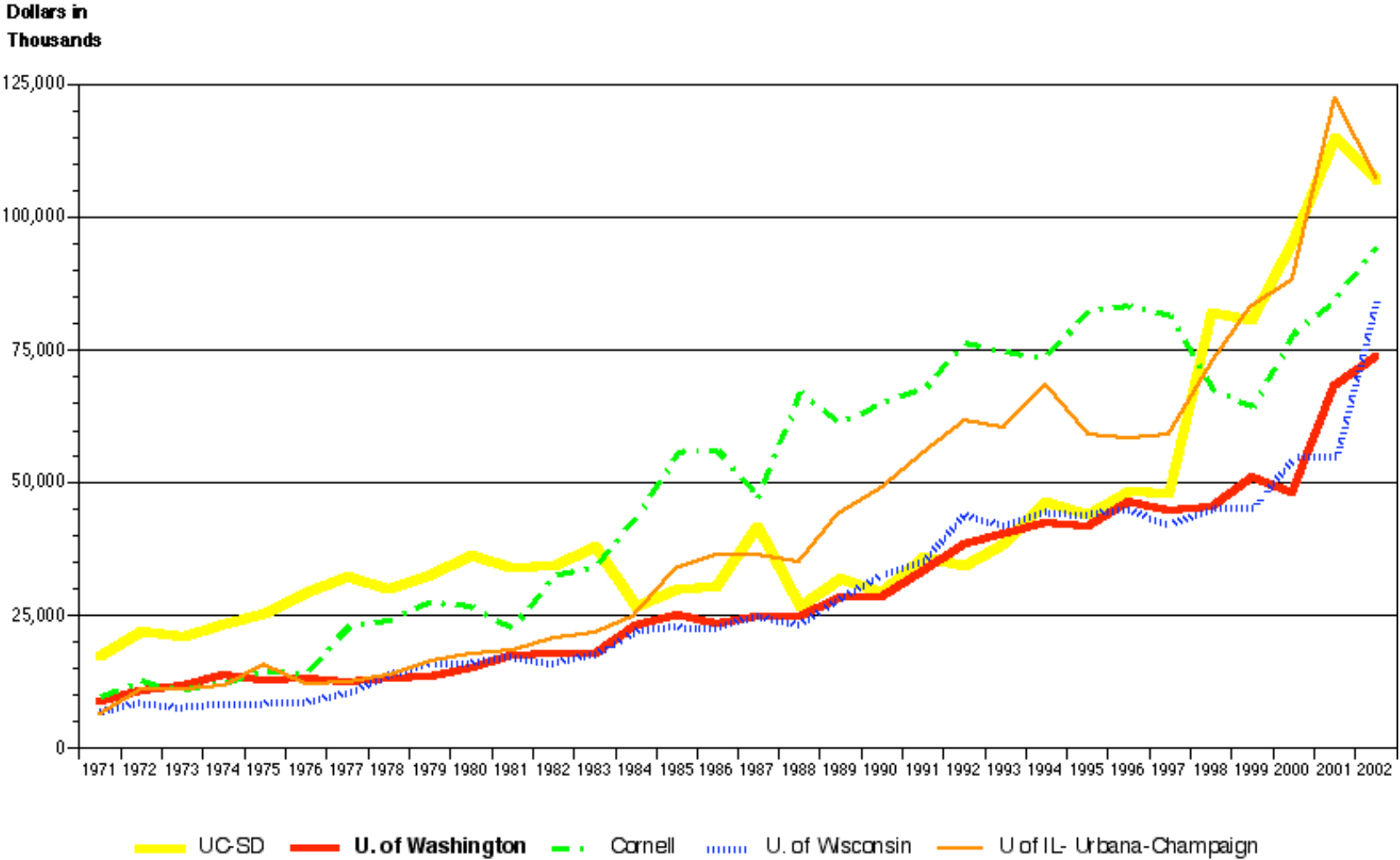
Source: NIH

Top 10 Institutions, Ranked by NIH Funding to Medical Schools, FY01-02



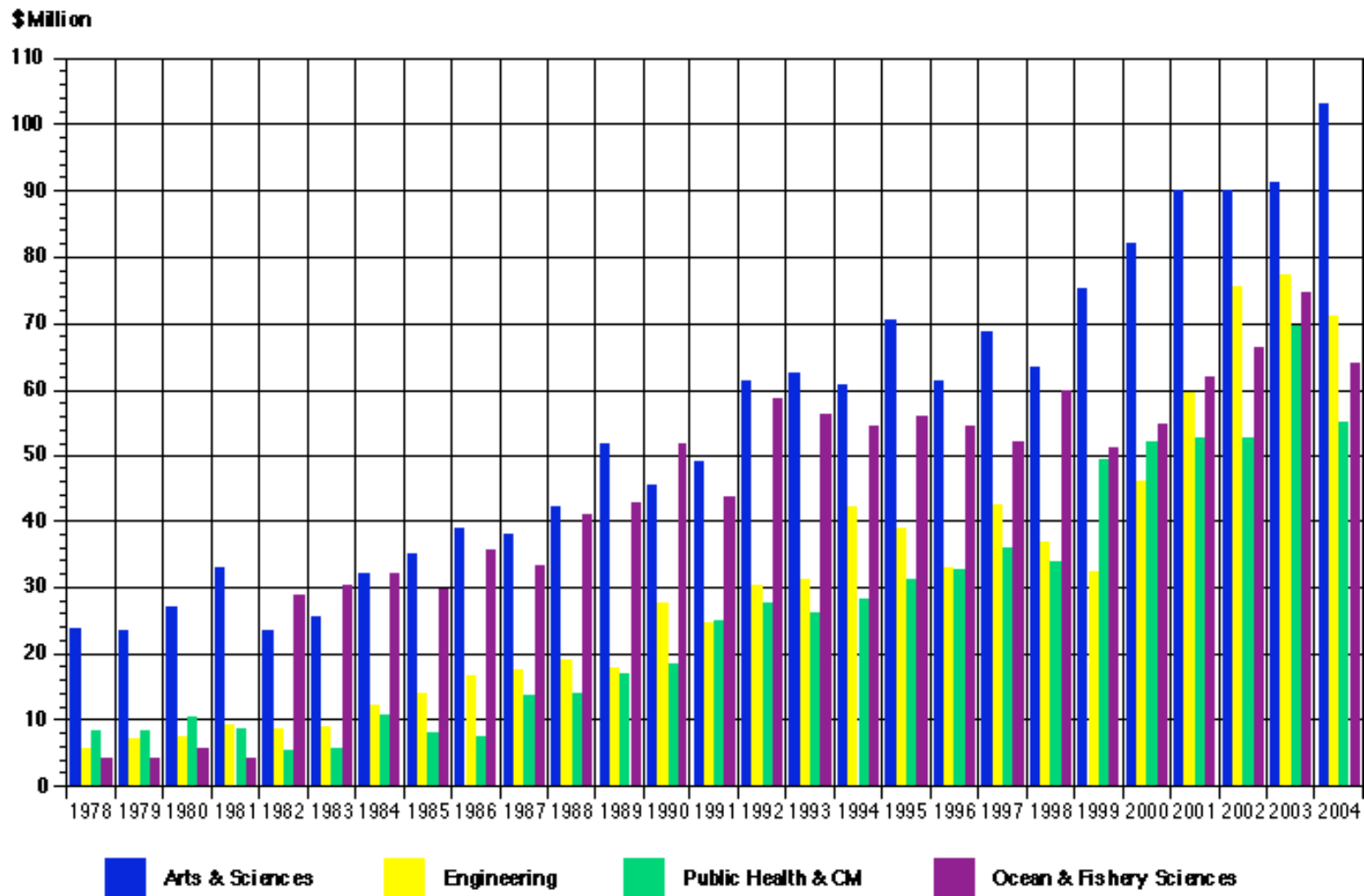
Source: NIH

National Science Foundation Obligations for Science and Engineering to Top Five Institutions, Fiscal Years 1971-2002

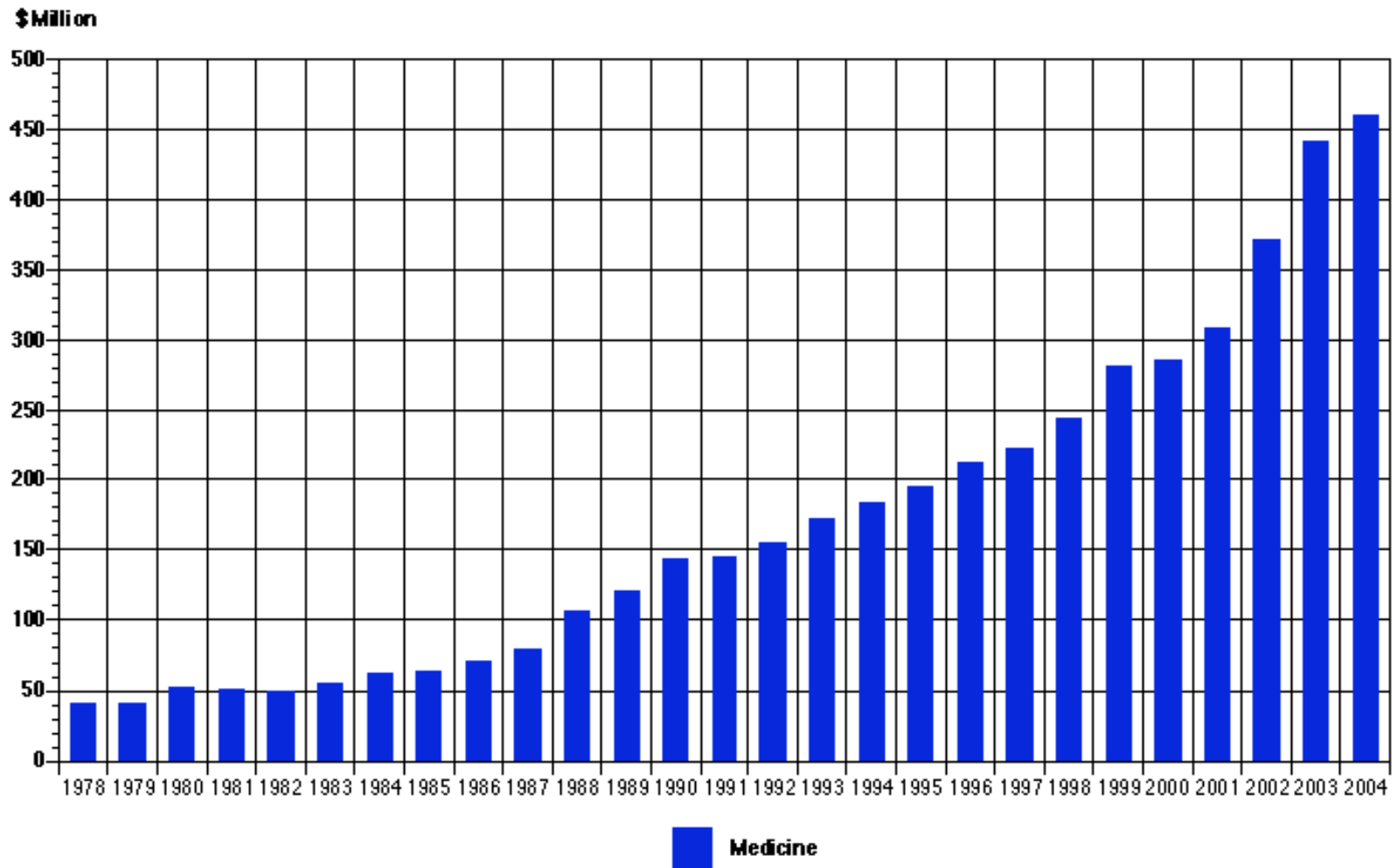


Source: NSF

Grant and Contract Awards for the Major Colleges, FY78–FY04

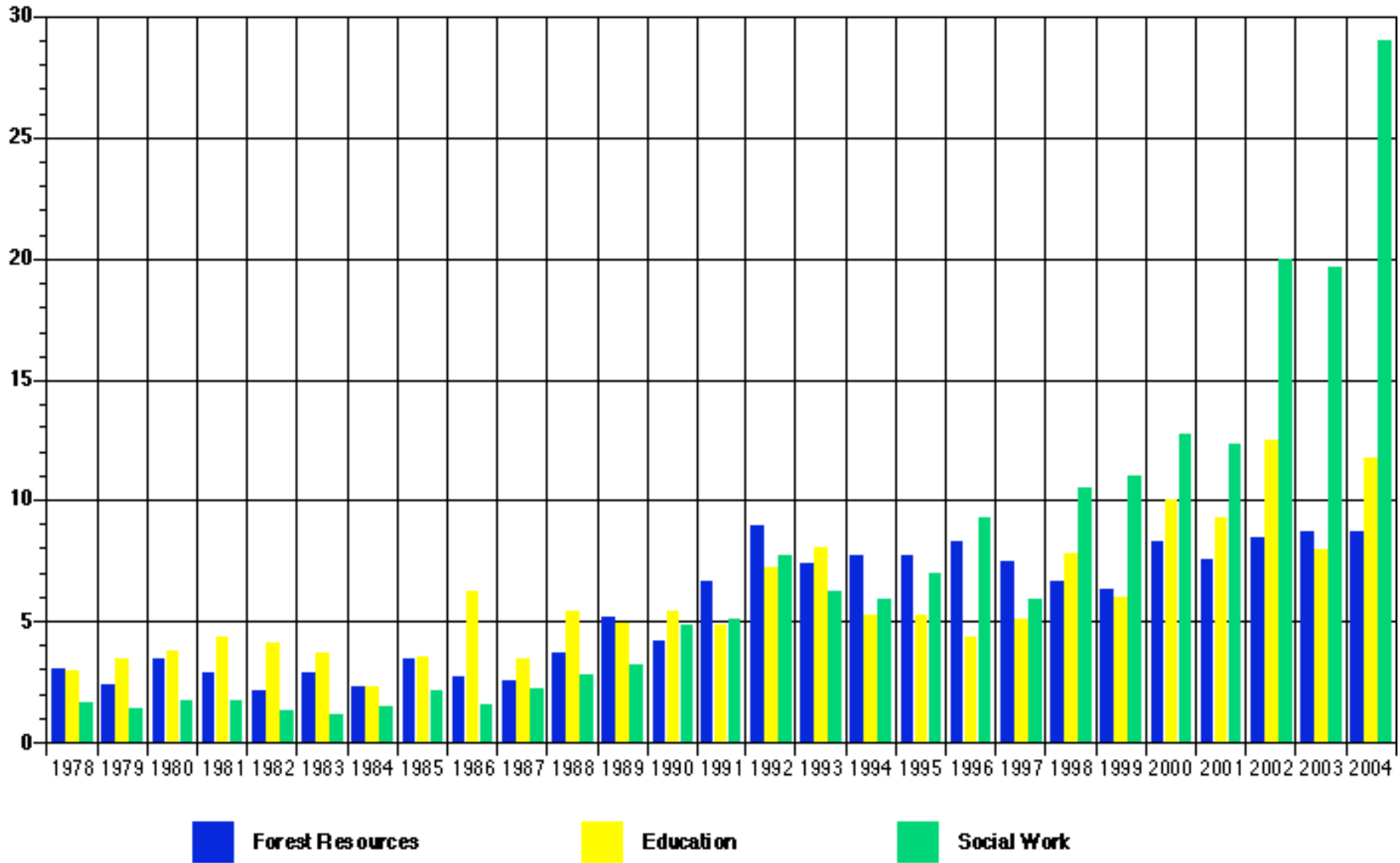


Grant and Contract Awards for the Major Colleges, FY78–FY04

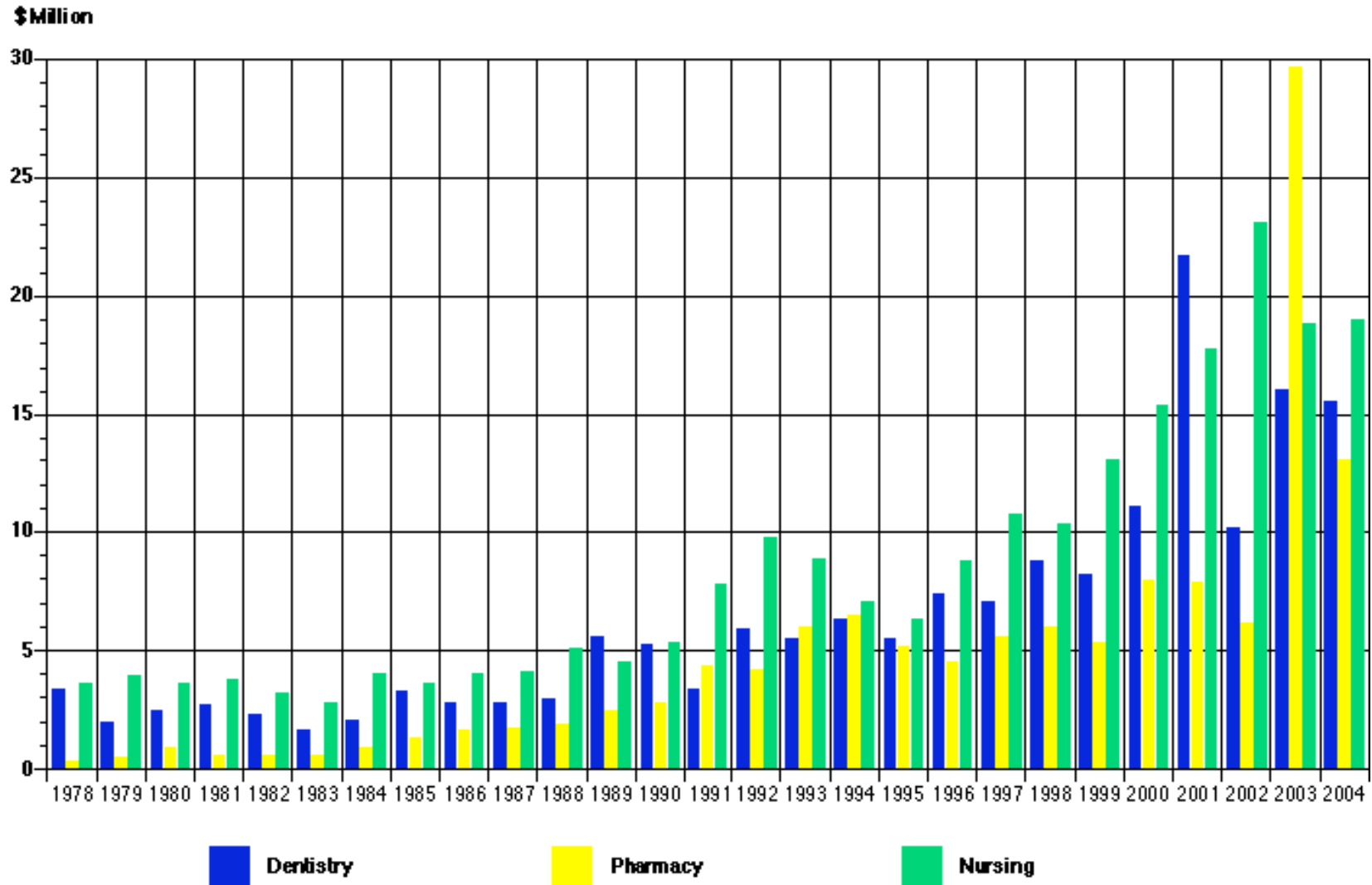


Grant and Contract Awards for the Major Colleges, FY78–FY04

\$Million



Grant and Contract Awards for the Major Colleges, FY78–FY04



Top 500 World Universities (1-100)

World Rank	Institution	Country	Total Score	Score on Alumni	Score on Award	Score on HiCi	Score on N&S	Score on SCI	Score on Size
1	Harvard Univ	USA	100.0	98.6	100.0	100.0	100.0	100.0	60.6
2	Stanford Univ	USA	77.2	41.2	72.2	96.1	75.2	72.3	68.1
3	Univ Cambridge	UK	76.2	100.0	93.4	56.6	58.5	70.2	73.2
4	Univ California - Berkeley	USA	74.2	70.0	76.0	74.1	75.6	72.7	45.1
5	Massachusetts Inst Tech (MIT)	USA	72.4	74.1	78.9	73.6	69.1	64.6	47.5
6	California Inst Tech	USA	69.0	59.3	66.5	64.8	66.7	53.2	100.0
7	Princeton Univ	USA	63.6	61.0	76.8	65.4	52.1	46.8	67.3
8	Univ Oxford	UK	61.4	64.4	59.1	53.1	55.3	65.2	59.0
9	Columbia Univ	USA	61.2	77.8	58.8	57.3	51.6	68.3	37.0
10	Univ Chicago	USA	60.5	72.2	81.9	55.3	46.6	54.1	32.7
11	Yale Univ	USA	58.6	52.2	44.5	63.6	58.1	63.6	50.4
12	Cornell Univ	USA	55.5	46.6	52.4	60.5	47.2	66.2	33.6
13	Univ California - San Diego	USA	53.8	17.8	34.7	63.6	59.4	67.2	47.9
14	Tokyo Univ	Japan	51.9	36.1	14.4	44.5	55.0	91.9	49.8
15	Univ Pennsylvania	USA	51.8	35.6	35.1	61.2	44.6	72.6	34.0
16	Univ California - Los Angeles	USA	51.6	27.4	32.8	60.5	48.1	79.9	24.8
17	Univ California - San Francisco	USA	50.8	0.0	37.6	59.3	59.5	62.9	48.8
18	Univ Wisconsin - Madison	USA	50.0	43.1	36.3	55.3	48.0	69.2	19.0
19	Univ Michigan - Ann Arbor	USA	49.3	39.8	19.3	64.8	45.7	76.7	20.1
20	Univ Washington - Seattle	USA	49.1	22.7	30.2	57.3	49.6	78.8	16.2
21	Kyoto Univ	Japan	48.3	39.8	34.1	40.0	37.2	77.1	46.4
22	Johns Hopkins Univ	USA	47.5	48.7	28.3	43.7	52.6	71.7	14.2
23	Imperial Coll London	UK	46.4	20.9	38.1	46.2	39.4	65.8	44.5
24	Univ Toronto	Canada	44.6	28.1	19.7	39.1	41.2	78.4	42.8
25	Univ Coll London	UK	44.3	30.8	32.9	41.0	41.0	61.1	42.6
25	Univ Illinois - Urbana Champaign	USA	43.3	41.7	37.4	46.2	36.0	58.2	17.8
27	Swiss Fed Inst Tech - Zurich	Switzerland	43.2	40.3	37.0	39.1	43.2	47.1	41.5
28	Washington Univ - St. Louis	USA	43.1	25.1	26.6	41.9	46.8	56.2	44.9
29	Rockefeller Univ	USA	40.2	22.7	59.8	31.5	43.6	27.1	38.6

Top 500 World Universities (1-100)

World Rank	Institution	Country	Total Score	Score on Alumni	Score on Award	Score on HiCi	Score on N&S	Score on SCI	Score on Size
30	Northwestern Univ	USA	39.5	21.8	19.3	47.9	35.8	57.2	37.0
31	Duke Univ	USA	38.9	20.9	0.0	48.6	46.8	62.7	36.2
32	New York Univ	USA	38.7	33.9	25.0	43.7	39.3	50.9	19.1
33	Univ Minnesota - Twin Cities	USA	38.3	36.1	0.0	53.9	35.9	69.6	12.8
34	Univ Colorado - Boulder	USA	37.8	16.6	29.8	43.7	38.3	47.5	27.4
35	Univ California - Santa Barbara	USA	37.0	0.0	28.5	45.4	41.4	44.0	36.2
36	Univ British Columbia	Canada	36.3	20.9	19.3	36.0	31.6	59.5	34.9
36	Univ Texas Southwestern Med Center	USA	36.3	16.6	33.9	33.8	40.5	40.0	34.9
38	Vanderbilt Univ	USA	35.1	12.6	30.2	37.1	23.8	50.2	41.7
39	Univ Utrecht	Netherlands	34.9	30.8	21.4	31.5	29.9	58.1	22.1
40	Univ Texas - Austin	USA	34.8	21.8	17.1	50.2	28.8	53.7	12.8
41	Univ Paris 06	France	33.9	35.7	23.9	23.1	24.7	56.7	32.6
42	Univ California - Davis	USA	33.6	0.0	0.0	48.6	37.2	64.7	20.7
43	Pennsylvania State Univ - Univ Park	USA	33.5	14.1	0.0	50.2	37.7	58.7	14.2
44	Rutgers State Univ - New Brunswick	USA	33.4	15.4	20.4	38.1	36.1	48.2	19.5
45	Tech Univ Munich	Germany	33.3	43.1	24.1	27.6	20.4	50.0	32.0
46	Karolinska Inst Stockholm	Sweden	33.0	30.8	27.8	32.7	21.6	49.8	21.5
47	Univ Edinburgh	UK	32.9	22.7	17.1	27.6	36.7	49.1	31.6
48	Univ Paris 11	France	32.5	33.3	34.2	21.4	21.3	46.8	31.2
48	Univ Pittsburgh - Pittsburgh	USA	32.5	18.9	0.0	42.8	26.5	67.0	20.0
48	Univ Southern California	USA	32.5	0.0	27.3	41.9	23.0	53.5	20.5
51	Univ Munich	Germany	32.4	37.2	21.1	12.4	32.0	56.0	31.1
52	Univ Rochester	USA	32.0	33.3	9.1	30.3	27.2	44.9	50.1
53	Australian Natl Univ	Australia	31.9	17.8	12.9	41.0	31.4	43.6	30.7
54	Osaka Univ	Japan	31.5	12.6	0.0	26.2	31.2	72.1	30.2
55	Univ California - Irvine	USA	31.4	0.0	25.0	33.8	29.6	47.2	29.9
56	Univ North Carolina - Chapel Hill	USA	31.2	12.6	0.0	38.1	34.5	60.5	20.3
57	Univ Maryland - Coll Park	USA	31.1	25.9	0.0	40.0	33.2	54.0	17.4
57	Univ Zurich	Switzerland	31.1	12.6	27.3	21.4	30.3	48.9	29.9

Top 500 World Universities (1-100)

World Rank	Institution	Country	Total Score	Score on Alumni	Score on Award	Score on HiCi	Score on N&S	Score on SCI	Score on Size
59	Univ Copenhagen	Denmark	31.0	30.8	24.7	23.1	22.6	48.1	29.8
60	Univ Bristol	UK	30.6	10.9	18.2	32.7	26.6	49.1	29.4
61	McGill Univ	Canada	30.4	28.8	0.0	31.5	26.3	59.0	29.2
62	Carnegie Mellon Univ	USA	30.3	18.9	30.2	32.7	17.4	38.8	34.0
63	Univ Leiden	Netherlands	29.8	25.1	15.8	30.3	22.0	47.3	30.3
64	Univ Heidelberg	Germany	29.7	10.9	27.7	23.1	22.1	49.7	28.5
65	Case Western Reserve Univ	USA	29.6	37.2	11.8	23.1	22.2	46.1	40.6
66	Moscow State Univ	Russia	29.5	51.5	34.9	0.0	8.1	58.5	28.3
67	Univ Florida	USA	29.3	15.4	0.0	33.8	24.3	66.4	16.3
68	Univ Oslo	Norway	29.2	25.9	34.1	19.5	17.2	42.1	28.0
69	Tohoku Univ	Japan	28.8	18.9	0.0	19.5	26.1	69.3	27.7
69	Univ Sheffield	UK	28.8	23.5	14.4	23.1	28.8	46.2	27.7
71	Purdue Univ - West Lafayette	USA	28.7	18.9	17.1	31.5	22.1	50.5	13.8
72	Univ Helsinki	Finland	28.6	18.9	18.2	15.1	23.7	56.9	27.5
73	Ohio State Univ - Columbus	USA	28.5	17.8	0.0	41.0	20.6	61.3	9.6
74	Uppsala Univ	Sweden	28.4	25.9	32.9	0.0	30.4	52.5	14.5
75	Rice Univ	USA	28.3	21.8	22.3	26.2	23.7	30.2	44.6
76	Univ Arizona	USA	28.1	0.0	0.0	31.5	37.7	56.5	18.1
77	King's Coll London	UK	28.0	16.6	23.5	23.1	19.8	46.2	26.9
78	Univ Manchester	UK	27.9	25.9	19.3	21.4	18.2	48.6	26.8
79	Univ Goettingen	Germany	27.4	38.8	20.4	17.5	18.2	42.8	26.3
80	Michigan State Univ	USA	27.0	12.6	0.0	39.1	28.4	50.5	10.5
80	Univ Nottingham	UK	27.0	15.4	20.4	23.1	20.1	45.1	25.9
82	Brown Univ	USA	26.8	0.0	13.9	30.3	27.9	41.4	30.4
82	Univ Melbourne	Australia	26.8	15.4	14.4	21.4	19.2	53.0	25.8
82	Univ Strasbourg 1	France	26.8	29.5	22.9	21.4	21.3	35.2	25.7
85	Ecole Normale Super Paris	France	26.5	47.9	25.0	17.5	18.2	29.6	25.4
86	Boston Univ	USA	26.3	15.4	0.0	32.7	29.6	51.5	9.6
86	Univ Vienna	Austria	26.3	25.1	15.8	8.7	22.0	54.5	25.3

Top 500 World Universities (1-100)

World Rank	Institution	Country	Total Score	Score on Alumni	Score on Award	Score on HiCi	Score on N&S	Score on SCI	Score on Size
88	McMaster Univ	Canada	26.0	16.6	19.3	23.1	16.2	45.2	25.0
88	Univ Freiburg	Germany	26.0	25.1	21.4	19.5	18.0	40.9	25.0
90	Hebrew Univ Jerusalem	Israel	25.9	15.4	0.0	26.2	29.5	48.3	24.9
91	Univ Basel	Switzerland	25.8	25.9	17.5	21.4	24.2	35.5	24.8
92	Lund Univ	Sweden	25.6	29.5	0.0	26.2	22.0	54.0	11.2
93	Univ Birmingham	UK	25.5	25.1	11.2	24.7	14.0	47.6	24.5
93	Univ Roma - La Sapienza	Italy	25.5	16.6	15.8	12.4	24.3	57.4	7.9
95	Humboldt Univ Berlin	Germany	25.4	29.5	21.9	8.7	14.8	49.7	24.4
95	Univ Utah	USA	25.4	0.0	0.0	32.7	30.7	48.4	20.1
97	Nagoya Univ	Japan	25.2	0.0	14.4	15.1	23.7	55.3	24.2
97	Stockholm Univ	Sweden	25.2	29.5	30.2	17.5	14.9	35.7	15.3
99	Tufts Univ	USA	25.1	18.9	17.1	19.5	19.1	40.6	29.2
99	Univ Bonn	Germany	25.1	19.9	20.4	17.5	16.7	43.9	24.1