

VII. STANDING COMMITTEES**B. Finance and Audit Committee**Grant and Contract Awards – October and November, 2004RECOMMENDED ACTION:

It is the recommendation of the administration and the Finance and Audit Committee that the Board of Regents accept the Grant and Contract Awards as presented on the attached list.

Attachment: Grant and Contract Awards Summary
 Report of Grant and Contract Awards of
 \$1,000,000 or More

Grant and Contract Awards Summary

to

The Board of Regents

of the

University of Washington

for

November 2004

Office of Research

Office of Sponsored Programs

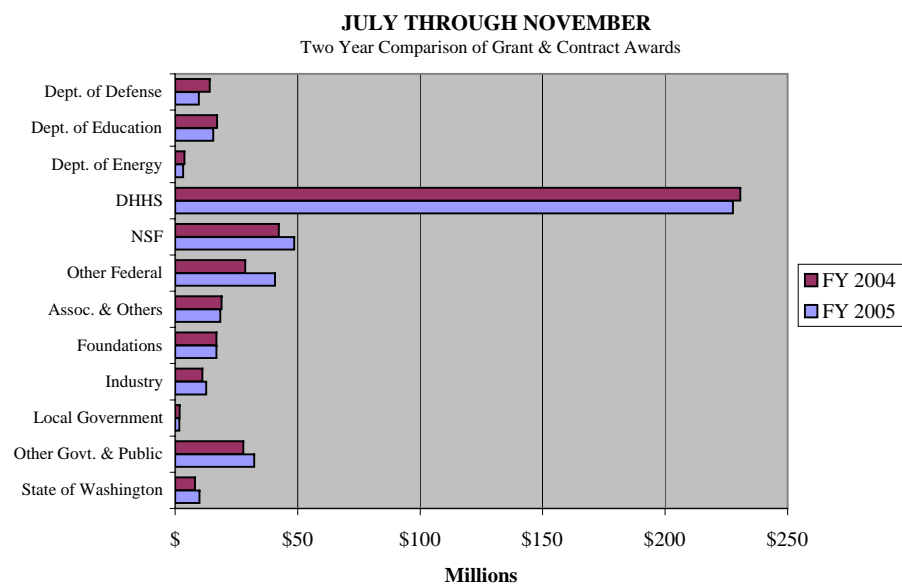
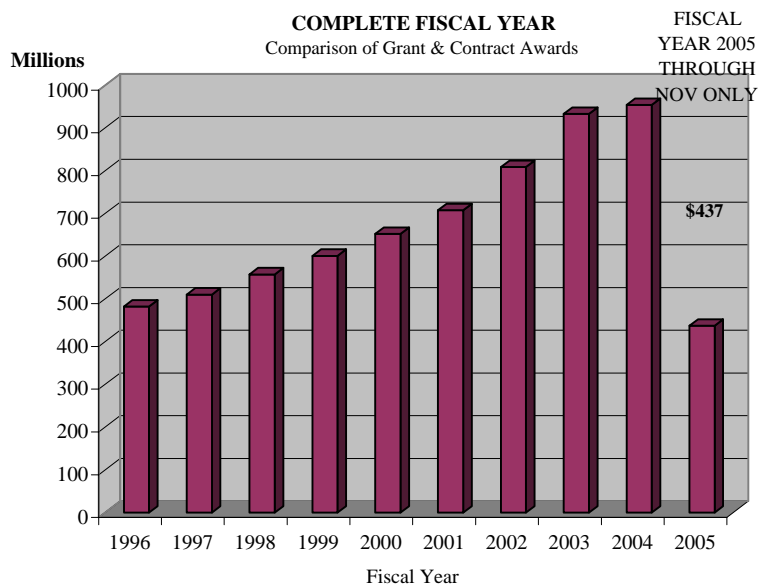
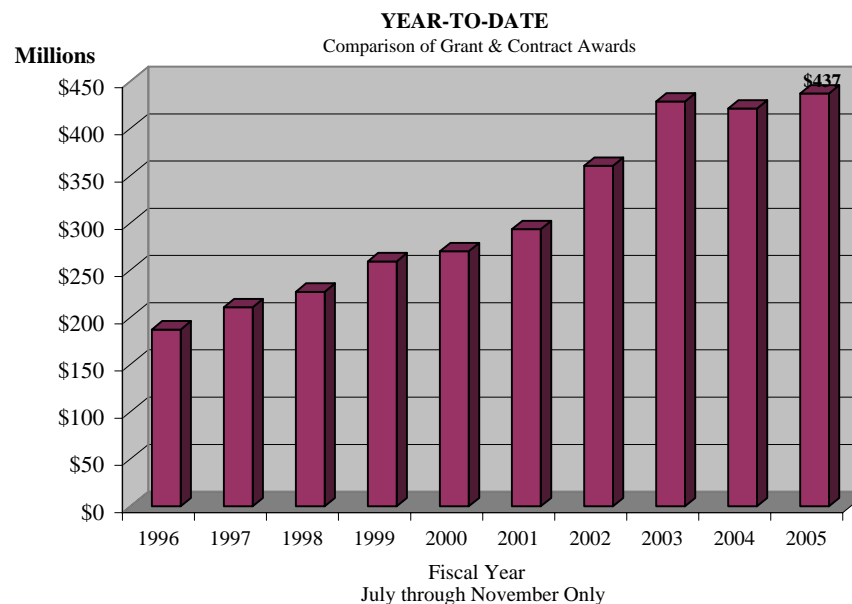
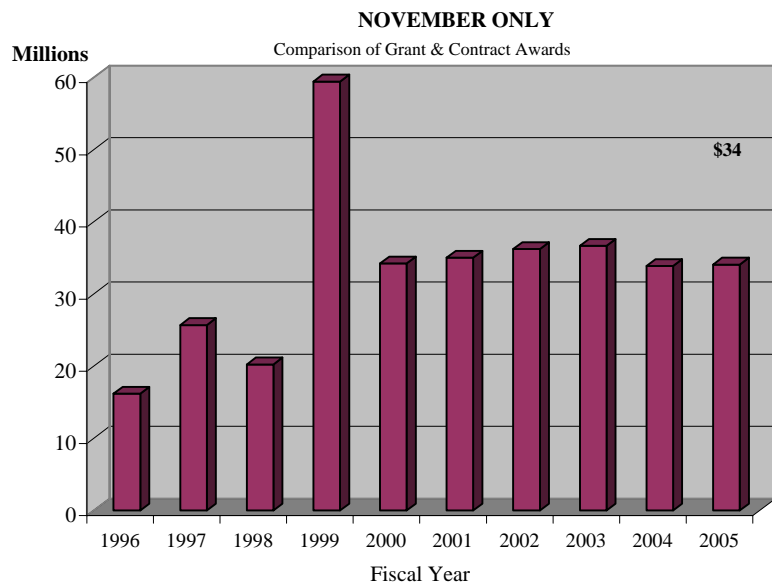
Table of Contents

| | Page |
|--|------|
| Award Highlights | 2 |
| Graphic Summary of Award Activity | 3 |
| Summary of Grant and Contract Awards | 4 |
| Comparison of Grant and Contract Awards by Agency | 5 |
| Comparison of Grant and Contract Awards by School/College | 6 |
| Listing of Awards for College of Arts and Sciences by Department | 7 |
| Summary of Grant Awards - Excluding Private Awards | 8 |
| Summary of Private Grant Awards | 9 |
| Summary of Contract Awards | 10 |

NOVEMBER HIGHLIGHTS

The Mount Sinai School of Medicine, using NIH pass through funds, awarded a grant in the amount of \$1,130,643 for a project under the direction of Professor Michael G. Katze of the Microbiology Department entitled “Microarrays and Macaque Influenza Model.” The investigators will use DNA microarrays and a nonhuman primate infection model to explore the host response to influenza virus containing one or more of the genes from the 1918 pandemic strain. The purpose is to examine influenza virus pathogenesis. The scientists will evaluate the clinical course, pathology and gene expression patterns associated with influenza virus infection. Their goal is to analyze the effects on cellular gene expression mediated by specific viral gene products associated with the 1918 pandemic strain.

The U.S. Environmental Protection Agency awarded a grant in the amount of \$700,000 for a project under the direction of Associate Professor Paul A. Waddell of the Evans School Of Public Affairs entitled “Integrating Land Use: Transportation and Air Quality Modeling.” The investigators will focus on how might models that project changes in land-use and activity locations be improved better to reflect and integrate lifestyle, economic production and public policy factors that drive vehicle miles traveled. The result of the project will be the development of a software platform that integrates for the first time land use and activity-based travel and couples this to current and emerging EPA emissions modeling software. This platform will provide a new capacity for integrated land use, transportation and air quality modeling to support air quality planning in metropolitan areas throughout the United States.



Summary of Grant and Contract Awards
Fiscal Year 2004-2005

| Month | R E S E A R C H | | T R A I N I N G | | Total |
|---------------------------------------|------------------------|---------------------|------------------------|---------------------|-----------------------------|
| | Federal | Non-Federal | Federal | Non-Federal | Grants and Contracts |
| July | \$59,948,697 | \$15,490,944 | \$6,142,165 | \$2,586,862 | \$84,168,668 |
| August | \$82,841,472 | \$16,029,595 | \$8,528,029 | \$2,376,175 | \$109,775,271 |
| September | \$97,039,843 | \$14,184,402 | \$13,804,079 | \$4,691,741 | \$129,720,065 |
| October | \$47,512,914 | \$15,994,709 | \$10,144,334 | \$5,762,687 | \$79,414,644 |
| November | \$11,718,550 | \$12,792,667 | \$7,763,675 | \$1,809,803 | \$34,084,695 |
| December | | | | | |
| January | | | | | |
| February | | | | | |
| March | | | | | |
| April | | | | | |
| May | | | | | |
| June | | | | | |
| Current Year to Date | \$299,061,476 | \$74,492,317 | \$46,382,282 | \$17,227,268 | \$437,163,343 |
| Previous Year to Date | \$291,310,228 | \$69,111,294 | \$45,300,708 | \$15,471,835 | \$421,194,065 |
| Over (Under) Previous Year | \$7,751,248 | \$5,381,023 | \$1,081,574 | \$1,755,433 | \$15,969,278 |

Assuming acceptance of all awards by the Board of Regents

Comparison of Grant and Contract Awards by Agency
Fiscal Years 2003-2004 and 2004-2005

| Agency | July-Nov FY04 | July-Nov FY05 |
|--|----------------------|----------------------|
| Department of Defense | \$14,135,306 | \$9,687,439 |
| Department of Education | \$17,167,812 | \$15,493,924 |
| Department of Energy | \$3,829,197 | \$3,273,338 |
| Dept. of Health and Human Services | \$230,636,594 | \$227,675,640 |
| National Science Foundation | \$42,291,544 | \$48,603,394 |
| Other Federal | \$28,550,483 | \$40,710,023 |
| Subtotal for Federal: | \$336,610,936 | \$345,443,758 |
| Associations _Others | \$19,002,872 | \$18,364,492 |
| Foundations | \$16,878,701 | \$16,816,719 |
| Industry | \$11,089,438 | \$12,704,557 |
| Local Government | \$1,764,502 | \$1,642,927 |
| Other Government and Public Agencies | \$27,799,777 | \$32,279,556 |
| State of Washington | \$8,047,839 | \$9,911,334 |
| Subtotal for Non-Federal: | \$84,583,129 | \$91,719,585 |
| Grand Total : | \$421,194,065 | \$437,163,343 |
| Amount of Increase (Decrease): | | \$15,969,278 |
| Percent of Increase (Decrease): | | 3.8% |

Assuming acceptance of all awards by the Board of Regents

Comparison of Grant and Contract Awards by School/College
Fiscal Years 2003-2004 and 2004-2005

| School/College | July-Nov FY04 | July-Nov FY05 |
|--------------------------------------|----------------------|----------------------|
| Upper Campus | | |
| Achitecture and Urban Planning | \$330,415 | \$300,397 |
| Arts and Science | \$43,050,985 | \$31,876,505 |
| Business Administration | \$0 | \$396,250 |
| Education | \$4,651,322 | \$9,444,975 |
| Engineering | \$39,373,601 | \$36,192,711 |
| Evans School of Public Affairs | \$8,592,758 | \$5,680,684 |
| Forest Resources | \$3,667,618 | \$3,060,404 |
| Graduate School | \$905,351 | \$896,873 |
| Information School | \$1,021,245 | \$999,946 |
| Law | \$0 | \$101,780 |
| Ocean and Fishery Sciences | \$28,360,040 | \$31,461,782 |
| Office of Research | \$7,611,159 | \$15,679,268 |
| Social Work | \$11,974,239 | \$11,425,578 |
| Undergraduate Education | \$118,897 | \$141,228 |
| Subtotal : | \$149,657,630 | \$147,658,381 |
| Health Sciences | | |
| Dentistry | \$9,313,609 | \$5,640,120 |
| Medicine | \$200,191,406 | \$192,673,662 |
| Nursing | \$9,454,150 | \$7,993,984 |
| Pharmacy | \$5,823,518 | \$5,971,904 |
| Public Health and Community Medicine | \$28,429,277 | \$50,365,837 |
| Subtotal : | \$253,211,960 | \$262,645,507 |
| Special Programs | | |
| Health Sciences Special Programs | \$9,579,932 | \$15,588,297 |
| Other Special Programs | \$8,338,252 | \$9,597,702 |
| Subtotal : | \$17,918,184 | \$25,185,999 |
| Branch Campuses | | |
| Branch Campuses (Bothell) | \$315,291 | \$1,508,788 |
| Branch Campuses (Tacoma) | \$91,000 | \$164,668 |
| Subtotal : | \$406,291 | \$1,673,456 |
| Grand Total : | \$421,194,065 | \$437,163,343 |

Assuming acceptance of all awards by the Board of Regents

List of Awards for Arts and Sciences

| Department | July-Nov FY04 | July-Nov FY05 |
|---|----------------------|----------------------|
| Center for Humanities | \$10,000 | \$0 |
| Center for Statistics and the Social Sciences | \$113,204 | \$214,000 |
| Center for Studies in Demography and Ecology | \$1,122,571 | \$354,757 |
| College of Arts and Sciences | \$0 | \$1,147,442 |
| Department of Anthropology | \$546,007 | \$283,826 |
| Department of Applied Mathematics | \$898,052 | \$326,013 |
| Department of Asian Languages and Literature | \$0 | \$10,000 |
| Department of Astronomy | \$1,067,304 | \$793,092 |
| Department of Atmospheric Sciences | \$5,663,476 | \$2,231,430 |
| Department of Biology | \$8,161,120 | \$2,614,818 |
| Department of Chemistry | \$8,470,686 | \$8,032,948 |
| Department of Classics | \$44,656 | \$0 |
| Department of Communication | \$176,494 | \$889,500 |
| Department of Earth and Space Sciences | \$2,093,289 | \$3,552,358 |
| Department of English | \$3,000 | \$0 |
| Department of Geography | \$1,274,023 | \$311,978 |
| Department of Germanics | \$36,000 | \$36,000 |
| Department of History | \$16,005 | \$0 |
| Department of Mathematics | \$566,953 | \$3,120,227 |
| Department of Near Eastern Languages & Civilization | \$314,550 | \$2,000 |
| Department of Physics | \$1,020,232 | \$2,219,755 |
| Department of Political Science | \$121,577 | \$0 |
| Department of Psychology | \$5,018,718 | \$2,712,431 |
| Department of Scandinavian Languages and Literature | \$27,273 | \$27,273 |
| Department of Sociology | \$170,705 | \$93,964 |
| Department of Speech and Hearing Sciences | \$379,149 | \$137,545 |
| Department of Statistics | \$787,594 | \$719,209 |
| Henry M. Jackson School of International Studies | \$4,416,319 | \$1,308,470 |
| Institute for Nuclear Theory | \$161,700 | \$195,000 |
| Public Performing Arts | \$11,356 | \$0 |
| Thomas Burke Memorial Washington State Museum | \$358,972 | \$542,469 |
| | \$43,050,985 | \$31,876,505 |

Assuming acceptance of all awards by the Board of Regents

Summary of Grant Awards

Fiscal Year 2004-2005

(Excluding Private Awards from Foundations, Industry, Associations and Other)

| Month | R E S E A R C H | | T R A I N I N G | | Total Grants |
|--------------|-----------------|--------------|-----------------|-------------|---------------|
| | Federal | Non-Federal | Federal | Non-Federal | |
| July | \$55,974,193 | \$6,566,850 | \$5,628,040 | \$419,247 | \$68,588,330 |
| August | \$81,537,111 | \$3,607,384 | \$8,409,062 | \$286,194 | \$93,839,751 |
| September | \$91,915,174 | \$4,443,388 | \$13,472,578 | \$2,050,573 | \$111,881,713 |
| October | \$38,700,760 | \$3,127,126 | \$10,006,094 | \$587,266 | \$52,421,246 |
| November | \$10,112,191 | \$5,475,868 | \$7,364,454 | \$195,093 | \$23,147,606 |
| December | | | | | |
| January | | | | | |
| February | | | | | |
| March | | | | | |
| April | | | | | |
| May | | | | | |
| June | | | | | |
| Year to Date | \$278,239,429 | \$23,220,616 | \$44,880,228 | \$3,538,373 | \$349,878,646 |

Assuming acceptance of all awards by the Board of Regents

Summary of Grant Awards

Fiscal Year 2004-2005

(Private Awards from Foundations, Industry, Associations and Other)

| Month | R E S E A R C H | T R A I N I N G | Total Grants |
|--------------|-----------------|-----------------|--------------|
| July | \$4,689,311 | \$1,326,279 | \$6,015,590 |
| August | \$6,122,163 | \$1,311,941 | \$7,434,104 |
| September | \$4,654,889 | \$1,752,306 | \$6,407,195 |
| October | \$9,071,080 | \$602,381 | \$9,673,461 |
| November | \$4,857,082 | \$1,482,411 | \$6,339,493 |
| December | | | |
| January | | | |
| February | | | |
| March | | | |
| April | | | |
| May | | | |
| June | | | |
| Year to Date | \$29,394,525 | \$6,475,318 | \$35,869,843 |

Assuming acceptance of all awards by the Board of Regents

Summary of Contract Awards

Fiscal Year 2004-2005

| Month | R E S E A R C H | | T R A I N I N G | | Total Contracts |
|--------------|-----------------|--------------|-----------------|-------------|-----------------|
| | Federal | Non-Federal | Federal | Non-Federal | |
| July | \$3,974,504 | \$4,234,783 | \$514,125 | \$841,336 | \$9,564,748 |
| August | \$1,304,361 | \$6,300,048 | \$118,967 | \$778,040 | \$8,501,416 |
| September | \$5,124,669 | \$5,086,125 | \$331,501 | \$888,862 | \$11,431,157 |
| October | \$8,812,154 | \$3,796,503 | \$138,240 | \$4,573,040 | \$17,319,937 |
| November | \$1,606,359 | \$2,459,717 | \$399,221 | \$132,299 | \$4,597,596 |
| December | | | | | |
| January | | | | | |
| February | | | | | |
| March | | | | | |
| April | | | | | |
| May | | | | | |
| June | | | | | |
| Year to Date | \$20,822,047 | \$21,877,176 | \$1,502,054 | \$7,213,577 | \$51,414,854 |

Assuming acceptance of all awards by the Board of Regents

**Report of Grant and Contract Awards
Of \$1,000,000 or More**

November 2004

**Requiring Action of
The Board of Regents**

**of the
University of Washington**

**Office of Research
Office of Sponsored Programs**

Table of Contents

| | Page |
|---|------|
| Detail of Grant Awards - Excluding Private Grants | 2 |

**Detail of Grant Awards (Excluding Private Awards) for
November 2004**

FEDERAL

DEPARTMENT OF EDUCATION

U.S. Department of Education

To: LOUETA JOHNSON, DIRECTOR \$2,806,062
OFFICE OF MINORITY AFFAIRS
For: GAINING EARLY AWARENESS AND READINESS FOR UNDERGRADUATE PROGRAMS (GEAR-UP)
CFDA/SUBPROGRAM NO. 84.334A
Eff: 9/1/2004

Department of Education Subtotal:

\$2,806,062

DEPT. OF HEALTH AND HUMAN SERVICES

National Institutes of Health

To: PAUL G. RAMSEY, DEAN \$3,650,000
SCHOOL OF MEDICINE
For: NCRR EXTRAMURAL RESEARCH FACILITIES CONSTRUCTION PROJECT
Eff: 9/30/2004

To: ALLAN E. RETTIE, PROFESSOR/CHAIR \$1,482,179
DEPARTMENT OF MEDICINAL CHEMISTRY
For: DRUG INTERACTIONS
Eff: 8/1/2004

Dept. of Health and Human Services Subtotal:

\$5,132,179

Total for Federal:

\$7,938,241

**Detail of Grant Awards (Excluding Private Awards) for
November 2004**

NON-FEDERAL

OTHER GOVERNMENT & PUBLIC AGENCIES

Mount Sinai School of Medicine

To: MICHAEL G. KATZE, PROFESSOR \$1,130,643
DEPARTMENT OF MICROBIOLOGY
For: MICROARRAYS AND MACAQUE INFLUENZA MODEL

Eff: 7/1/2004

Nanyang Technological University

To: YONGMIN KIM, PROFESSOR \$1,584,069
DEPARTMENT OF BIOENGINEERING
For: SINGAPORE UNIVERSITY OF WASHINGTON RESEARCH ALLIANCE

Eff: 7/1/2002

Other Government & Public Agencies Subtotal:

\$2,714,712

Total for Non-Federal:

\$2,714,712

Total Awards \$1,000,000 or Greater:

\$10,652,953

Grant and Contract Awards Summary

to

The Board of Regents

of the

University of Washington

for

October 2004

Office of Research

Office of Sponsored Programs

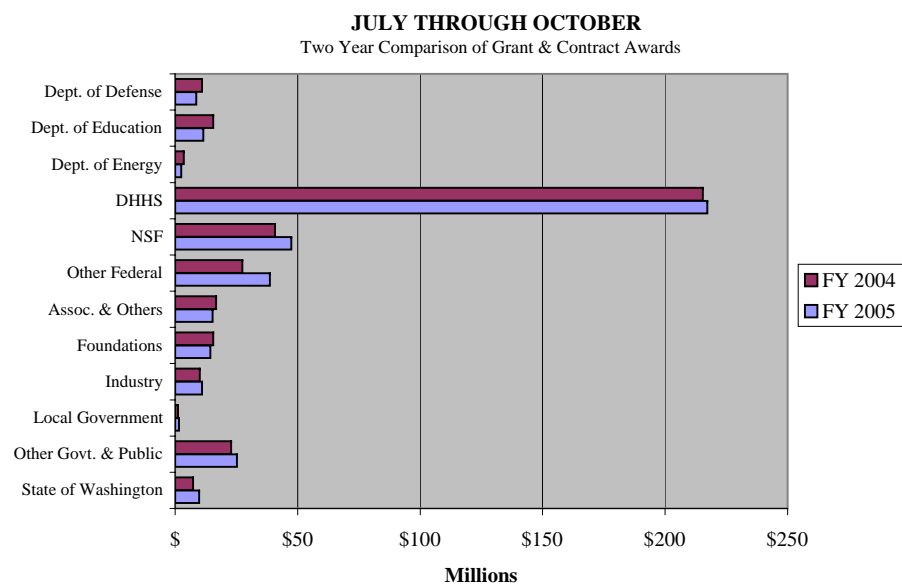
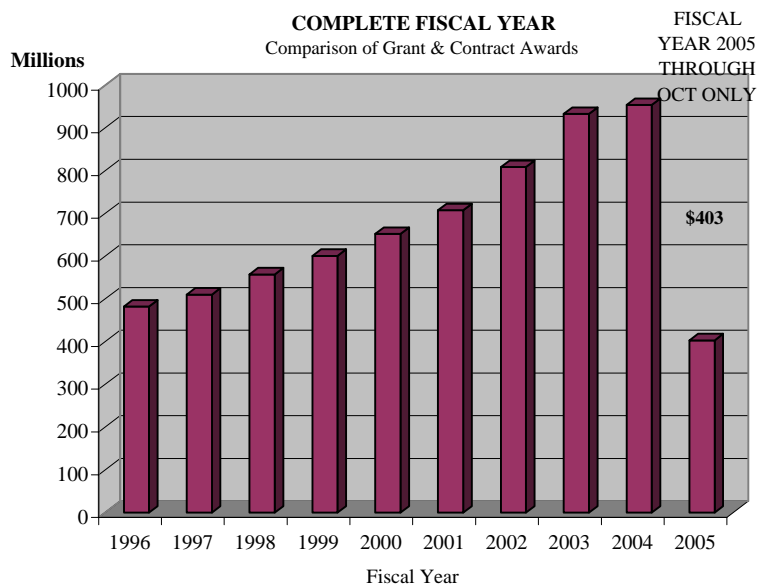
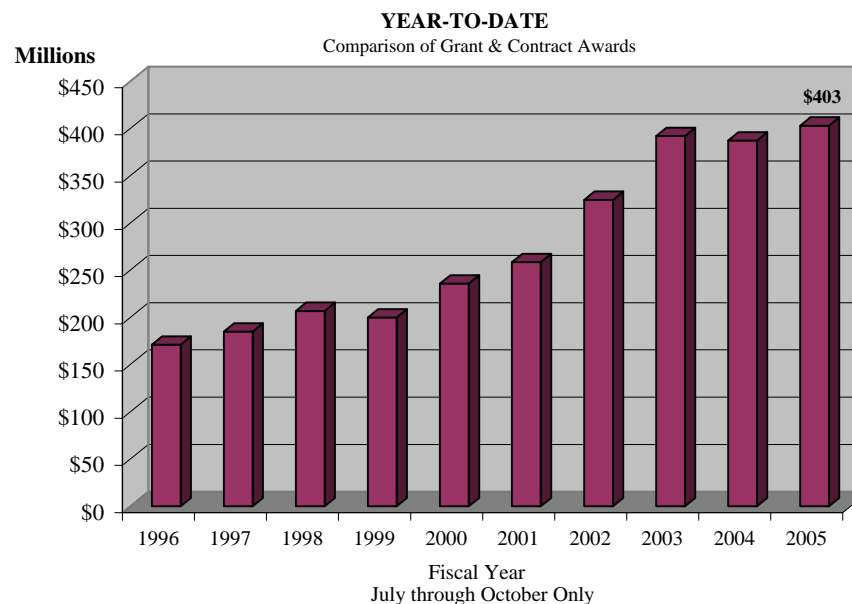
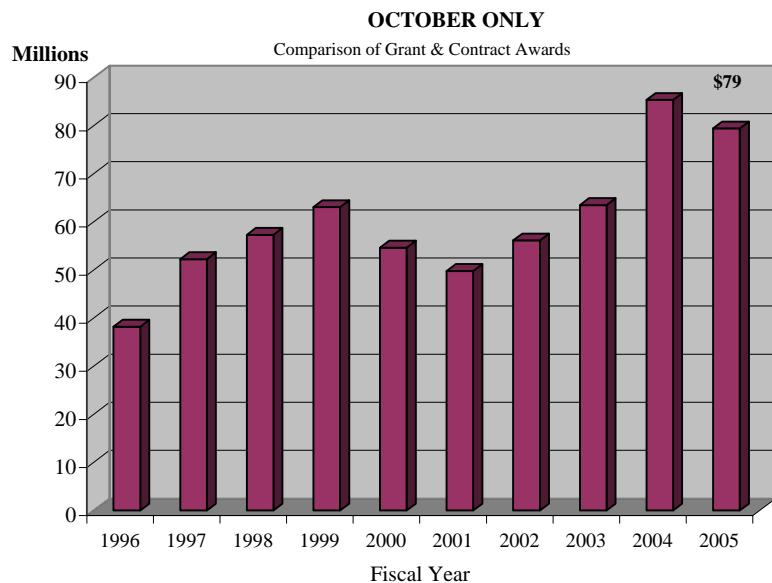
Table of Contents

| | Page |
|--|------|
| Award Highlights | 2 |
| Graphic Summary of Award Activity | 3 |
| Summary of Grant and Contract Awards | 4 |
| Comparison of Grant and Contract Awards by Agency | 5 |
| Comparison of Grant and Contract Awards by School/College | 6 |
| Listing of Awards for College of Arts and Sciences by Department | 7 |
| Summary of Grant Awards - Excluding Private Awards | 8 |
| Summary of Private Grant Awards | 9 |
| Summary of Contract Awards | 10 |

OCTOBER HIGHLIGHTS

The National Science Foundation awarded a grant in the amount of \$4,966,588 for a project under the direction of Professor John D. Bransford of the College of Education entitled “The LIFE Center: Learning In Informal And Formal Environments.” These funds will support the first year of a five-year program totaling approximately \$25,000,000, which establishes the LIFE (Learning in Informal and Formal Environments) Center at the University of Washington thru the National Science Foundation’s Science of Learning Centers initiative. The Center will accelerate the development of a transformative, integrated science of learning that better connects what is known about informal and formal learning environments by systematically coordinating research perspectives that have usually worked separately than collaboratively. The activities span biological, psychological and social/cultural approaches and pioneering work in augmenting human learning thru technology innovations and new media tools.

The Washington State Department of Social and Health Services awarded a grant in the amount of \$3,981,680 for a project under the direction of Dee Wilson, MSW, who in September replaced the former Director, Lecturer Katherine C. Cahn, of the School of Social Work entitled “Child Welfare Training and Advancement Program 04-05.” This program consists of financial assistance and specialized field education experience for the students enrolled for degrees in Masters of Social Work. Through classroom and field practicum’s, students will be trained in serving children and families in the public child welfare system.



Summary of Grant and Contract Awards
Fiscal Year 2004-2005

| Month | R E S E A R C H | | T R A I N I N G | | Total |
|---------------------------------------|------------------------|---------------------|------------------------|---------------------|-----------------------------|
| | Federal | Non-Federal | Federal | Non-Federal | Grants and Contracts |
| July | \$59,948,697 | \$15,490,944 | \$6,142,165 | \$2,586,862 | \$84,168,668 |
| August | \$82,841,472 | \$16,029,595 | \$8,528,029 | \$2,376,175 | \$109,775,271 |
| September | \$97,039,843 | \$14,184,402 | \$13,804,079 | \$4,691,741 | \$129,720,065 |
| October | \$47,512,914 | \$15,994,709 | \$10,144,334 | \$5,762,687 | \$79,414,644 |
| November | | | | | |
| December | | | | | |
| January | | | | | |
| February | | | | | |
| March | | | | | |
| April | | | | | |
| May | | | | | |
| June | | | | | |
| Current Year to Date | \$287,342,926 | \$61,699,650 | \$38,618,607 | \$15,417,465 | \$403,078,648 |
| Previous Year to Date | \$273,377,309 | \$60,140,298 | \$40,280,812 | \$13,510,472 | \$387,308,891 |
| Over (Under) Previous Year | \$13,965,617 | \$1,559,352 | (\$1,662,205) | \$1,906,993 | \$15,769,757 |

Assuming acceptance of all awards by the Board of Regents

Comparison of Grant and Contract Awards by Agency
Fiscal Years 2003-2004 and 2004-2005

| Agency | July-Oct FY04 | July-Oct FY05 |
|--|----------------------|----------------------|
| Department of Defense | \$10,929,748 | \$8,659,200 |
| Department of Education | \$15,597,156 | \$11,558,518 |
| Department of Energy | \$3,513,595 | \$2,473,971 |
| Dept. of Health and Human Services | \$215,369,595 | \$217,227,706 |
| National Science Foundation | \$40,766,625 | \$47,423,562 |
| Other Federal | \$27,481,402 | \$38,618,576 |
| Subtotal for Federal: | \$313,658,121 | \$325,961,533 |
| Associations _Others | \$16,715,013 | \$15,306,675 |
| Foundations | \$15,573,836 | \$14,347,110 |
| Industry | \$10,037,935 | \$10,922,280 |
| Local Government | \$1,167,297 | \$1,541,826 |
| Other Government and Public Agencies | \$22,858,027 | \$25,227,972 |
| State of Washington | \$7,298,662 | \$9,771,252 |
| Subtotal for Non-Federal: | \$73,650,770 | \$77,117,115 |
| Grand Total : | \$387,308,891 | \$403,078,648 |
| Amount of Increase (Decrease): | | \$15,769,757 |
| Percent of Increase (Decrease): | | 4.1% |

Assuming acceptance of all awards by the Board of Regents

Comparison of Grant and Contract Awards by School/College
Fiscal Years 2003-2004 and 2004-2005

| School/College | July-Oct FY04 | July-Oct FY05 |
|--------------------------------------|----------------------|----------------------|
| Upper Campus | | |
| Achitecture and Urban Planning | \$330,415 | \$300,397 |
| Arts and Science | \$38,002,143 | \$28,850,670 |
| Business Administration | \$0 | \$396,250 |
| Education | \$4,182,980 | \$8,959,694 |
| Engineering | \$37,985,987 | \$32,926,965 |
| Evans School of Public Affairs | \$8,442,758 | \$4,817,307 |
| Forest Resources | \$3,333,709 | \$2,952,207 |
| Graduate School | \$894,018 | \$455,646 |
| Information School | \$1,021,245 | \$999,946 |
| Law | \$0 | \$101,780 |
| Ocean and Fishery Sciences | \$25,778,506 | \$30,141,181 |
| Office of Research | \$7,611,159 | \$15,594,466 |
| Social Work | \$10,971,253 | \$10,555,376 |
| Undergraduate Education | \$118,897 | \$141,228 |
| Subtotal : | \$138,673,070 | \$137,193,113 |
| Health Sciences | | |
| Dentistry | \$9,281,853 | \$5,611,606 |
| Medicine | \$180,971,307 | \$177,506,238 |
| Nursing | \$9,289,125 | \$7,954,624 |
| Pharmacy | \$5,502,040 | \$3,146,053 |
| Public Health and Community Medicine | \$25,816,984 | \$48,205,936 |
| Subtotal : | \$230,861,309 | \$242,424,457 |
| Special Programs | | |
| Health Sciences Special Programs | \$9,083,171 | \$15,394,306 |
| Other Special Programs | \$8,300,050 | \$6,422,937 |
| Subtotal : | \$17,383,221 | \$21,817,243 |
| Branch Campuses | | |
| Branch Campuses (Bothell) | \$315,291 | \$1,508,788 |
| Branch Campuses (Tacoma) | \$76,000 | \$135,047 |
| Subtotal : | \$391,291 | \$1,643,835 |
| Grand Total : | \$387,308,891 | \$403,078,648 |

Assuming acceptance of all awards by the Board of Regents

List of Awards for Arts and Sciences

| Department | July-Oct FY04 | July-Oct FY05 |
|---|----------------------|----------------------|
| Center for Humanities | \$10,000 | \$0 |
| Center for Statistics and the Social Sciences | \$113,204 | \$214,000 |
| Center for Studies in Demography and Ecology | \$1,122,571 | \$354,757 |
| College of Arts and Sciences | \$0 | \$1,147,442 |
| Department of Anthropology | \$546,007 | \$264,450 |
| Department of Applied Mathematics | \$898,052 | \$165,879 |
| Department of Asian Languages and Literature | \$0 | \$10,000 |
| Department of Astronomy | \$1,067,304 | \$655,346 |
| Department of Atmospheric Sciences | \$5,581,873 | \$1,543,765 |
| Department of Biology | \$7,644,548 | \$2,525,818 |
| Department of Chemistry | \$6,811,794 | \$7,993,448 |
| Department of Classics | \$44,656 | \$0 |
| Department of Communication | \$176,494 | \$89,500 |
| Department of Earth and Space Sciences | \$1,930,211 | \$3,244,319 |
| Department of English | \$3,000 | \$0 |
| Department of Geography | \$1,274,023 | \$311,978 |
| Department of Germanics | \$36,000 | \$36,000 |
| Department of History | \$16,005 | \$0 |
| Department of Mathematics | \$566,953 | \$3,120,227 |
| Department of Near Eastern Languages & Civilization | \$294,842 | \$2,000 |
| Department of Physics | \$757,689 | \$1,939,288 |
| Department of Political Science | \$51,828 | \$0 |
| Department of Psychology | \$4,305,175 | \$2,604,205 |
| Department of Scandinavian Languages and Literature | \$27,273 | \$27,273 |
| Department of Sociology | \$170,705 | \$93,964 |
| Department of Speech and Hearing Sciences | \$320,471 | \$137,545 |
| Department of Statistics | \$715,515 | \$348,587 |
| Henry M. Jackson School of International Studies | \$2,995,278 | \$1,288,410 |
| Institute for Nuclear Theory | \$161,700 | \$195,000 |
| Thomas Burke Memorial Washington State Museum | \$358,972 | \$537,469 |
| | <hr/> | <hr/> |
| | \$38,002,143 | \$28,850,670 |

Assuming acceptance of all awards by the Board of Regents

Summary of Grant Awards

Fiscal Year 2004-2005

(Excluding Private Awards from Foundations, Industry, Associations and Other)

| Month | R E S E A R C H | | T R A I N I N G | | Total Grants |
|--------------|-----------------|--------------|-----------------|-------------|---------------|
| | Federal | Non-Federal | Federal | Non-Federal | |
| July | \$55,974,193 | \$6,566,850 | \$5,628,040 | \$419,247 | \$68,588,330 |
| August | \$81,537,111 | \$3,607,384 | \$8,409,062 | \$286,194 | \$93,839,751 |
| September | \$91,915,174 | \$4,443,388 | \$13,472,578 | \$2,050,573 | \$111,881,713 |
| October | \$38,700,760 | \$3,127,126 | \$10,006,094 | \$587,266 | \$52,421,246 |
| November | | | | | |
| December | | | | | |
| January | | | | | |
| February | | | | | |
| March | | | | | |
| April | | | | | |
| May | | | | | |
| June | | | | | |
| Year to Date | \$268,127,238 | \$17,744,748 | \$37,515,774 | \$3,343,280 | \$326,731,040 |

Assuming acceptance of all awards by the Board of Regents

Summary of Grant Awards

Fiscal Year 2004-2005

(Private Awards from Foundations, Industry, Associations and Other)

| Month | R E S E A R C H | T R A I N I N G | Total Grants |
|--------------|-----------------|-----------------|--------------|
| July | \$4,689,311 | \$1,326,279 | \$6,015,590 |
| August | \$6,122,163 | \$1,311,941 | \$7,434,104 |
| September | \$4,654,889 | \$1,752,306 | \$6,407,195 |
| October | \$9,071,080 | \$602,381 | \$9,673,461 |
| November | | | |
| December | | | |
| January | | | |
| February | | | |
| March | | | |
| April | | | |
| May | | | |
| June | | | |
| Year to Date | \$24,537,443 | \$4,992,907 | \$29,530,350 |

Assuming acceptance of all awards by the Board of Regents

Summary of Contract Awards

Fiscal Year 2004-2005

| Month | R E S E A R C H | | T R A I N I N G | | Total Contracts |
|--------------|-----------------|--------------|-----------------|-------------|-----------------|
| | Federal | Non-Federal | Federal | Non-Federal | |
| July | \$3,974,504 | \$4,234,783 | \$514,125 | \$841,336 | \$9,564,748 |
| August | \$1,304,361 | \$6,300,048 | \$118,967 | \$778,040 | \$8,501,416 |
| September | \$5,124,669 | \$5,086,125 | \$331,501 | \$888,862 | \$11,431,157 |
| October | \$8,812,154 | \$3,796,503 | \$138,240 | \$4,573,040 | \$17,319,937 |
| November | | | | | |
| December | | | | | |
| January | | | | | |
| February | | | | | |
| March | | | | | |
| April | | | | | |
| May | | | | | |
| June | | | | | |
| Year to Date | \$19,215,688 | \$19,417,459 | \$1,102,833 | \$7,081,278 | \$46,817,258 |

Assuming acceptance of all awards by the Board of Regents

**Report of Grant and Contract Awards
Of \$1,000,000 or More**

October 2004

**Requiring Action of
The Board of Regents**

**of the
University of Washington**

**Office of Research
Office of Sponsored Programs**

Table of Contents

| | Page |
|---|------|
| Detail of Grant Awards - Excluding Private Grants | 2 |
| Detail of Private Grants | 4 |
| Detail of Contracts | 5 |

**Detail of Grant Awards (Excluding Private Awards) for
October 2004**

FEDERAL

DEPARTMENT OF EDUCATION

U.S. Department of Education

To: DOUGLAS CHENEY, ASSOCIATE PROFESSOR \$1,074,963
EXPERIMENTAL EDUCATION UNIT
For: EVIDENCE-BASED INTERVENTIONS FOR SEVERE BEHAVIOR PROBLEMS; UW EVIDENCE- BASED
PRACTICES PROJECT
Eff: 10/1/2004

Department of Education Subtotal:

 \$1,074,963

DEPT. OF HEALTH AND HUMAN SERVICES

Centers for Disease Control

To: JAMES P. LOGERFO, PROFESSOR \$1,644,891
DEPARTMENT OF HEALTH SERVICES
For: HPRC CORE 04-09 (APPLICATIONS: 1007917, 1007930, 1007973, 1007978, 1007970, 1007982, 1007998,
1007734, 1007999)
Eff: 9/30/2004

National Institutes of Health

To: WILLIAM R. MORTON, DIRECTOR \$3,700,000
REGIONAL PRIMATE RESEARCH CENTER
For: EXTRAMURAL RESEARCH FACILITIES IMPROVEMENT PROGRAM PROJECT
Eff: 9/30/2004

To: KING K. HOLMES, PROFESSOR \$1,713,275
DEPARTMENT OF MEDICINE
For: UNIVERSITY OF WASHINGTON STI-TM COOPERATIVE RESEARCH CTR
Eff: 9/1/2004

To: DAVID R. GRETCH, ASSOCIATE PROFESSOR \$1,497,402
DEPARTMENT OF LABORATORY MEDICINE
For: HEPATITIS C CLINICAL TRIAL - VIROLOGY LABORATORY
Eff: 5/1/1999

To: PETER M. MILGROM, PROFESSOR \$1,482,423
DEPARTMENT OF DENTAL AND PUBLIC HEALTH SCIENCES
For: NORTHWEST ALASKA CENTER TO REDUCE ORAL HEALTH DISPARITIES
Eff: 8/1/2004

**Detail of Grant Awards (Excluding Private Awards) for
October 2004**

| | | |
|------|---|-------------|
| To: | RICHARD A. DEYO, PROFESSOR | \$1,254,400 |
| | DEPARTMENT OF MEDICINE | |
| For: | UW MULTIDISCIPLINARY CLINICAL RESEARCH TRAINING | |

Eff: 9/23/2004

Dept. of Health and Human Services Subtotal:

\$11,292,391

NATIONAL SCIENCE FOUNDATION

National Science Foundation

| | | |
|------|---|-------------|
| To: | JOHN D. BRANSFORD, PROFESSOR | \$4,966,588 |
| | COLLEGE OF EDUCATION | |
| For: | THE LIFE CENTER: LEARNING IN INFORMAL AND FORMAL ENVIRONMENTS | |

Eff: 7/2/2004

| | | |
|------|--|-------------|
| To: | BUDDY D. RATNER, PROFESSOR/DIRECTOR | \$2,170,800 |
| | ENGINEERED BIOMATERIALS ERC | |
| For: | UNIVERSITY OF WASHINGTON ENGINEERED BIOMATERIALS | |

Eff: 8/12/1996

| | | |
|------|---|-------------|
| To: | JOHN R. DELANEY, PROFESSOR | \$1,249,941 |
| | SCHOOL OF OCEANOGRAPHY | |
| For: | ITR: COLLABORATIVE RESEARCH: (ASE)-(DMC+INT+SIM): DESIGNING THE NEXT GENERATION CI TO OPERATE INTERACTIVE OBSERVATORIES | |

Eff: 10/1/2004

National Science Foundation Subtotal:

\$8,387,329

Total for Federal:

\$20,754,683

**Detail of Private Grant Awards for
October 2004**

PRIVATE

FOUNDATIONS

Gordon and Betty Moore Foundation

To: E. VIRGINIA ARMBRUST, ASSOCIATE PROFESSOR \$4,110,300
SCHOOL OF OCEANOGRAPHY
For: SUPPORTING MARINE MICROBIOLOGY RESEARCH IN DR. E. VIRGINIA ARMBRUST'S LABORATORY

Eff: 10/1/2004

Foundations Subtotal:

\$4,110,300

Total for Private:

\$4,110,300

**Detail of Contract Awards for
October 2004**

FEDERAL

DEPT. OF HEALTH AND HUMAN SERVICES

National Institutes of Health

To: DEBORAH A. NICKERSON, PROFESSOR \$4,229,621
GENOME SCIENCES
For: IDENTIFICATION OF SINGLE NUCLEOTIDE POLYMORPHISMS (SNPS) IN DISEASE SUSCEPTIBILITY
GENES
Eff: 9/30/2001

To: JEFFREY L. PROBSTFIELD, PROFESSOR \$2,281,736
DEPARTMENT OF MEDICINE
For: ACCORD EYE
Eff: 9/30/1999

To: DOROTHY L. PATTON, PROFESSOR \$1,254,630
DEPARTMENT OF OBSTETRICS AND GYNECOLOGY
For: SEXUALLY TRANSMITTED DISEASE PREVENTION - PRIMATE UNIT
Eff: 9/24/1999

Dept. of Health and Human Services Subtotal:

\$7,765,987

Total for Federal:

\$7,765,987

**Detail of Contract Awards for
October 2004**

NON-FEDERAL

STATE OF WASHINGTON

Washington State Department of Social and Health Services

To: KATHARINE C. CAHN, LECTURER FULL-TIME \$3,981,680
SCHOOL OF SOCIAL WORK
For: CHILD WELFARE TRAINING AND ADVANCEMENT PROGRAM 04-05

Eff: 7/1/2004

State of Washington Subtotal:

\$3,981,680

Total for Non-Federal:

\$3,981,680

Total Awards \$1,000,000 or Greater:

\$36,612,650