

VII. STANDING COMMITTEES

B. Finance and Audit Committee

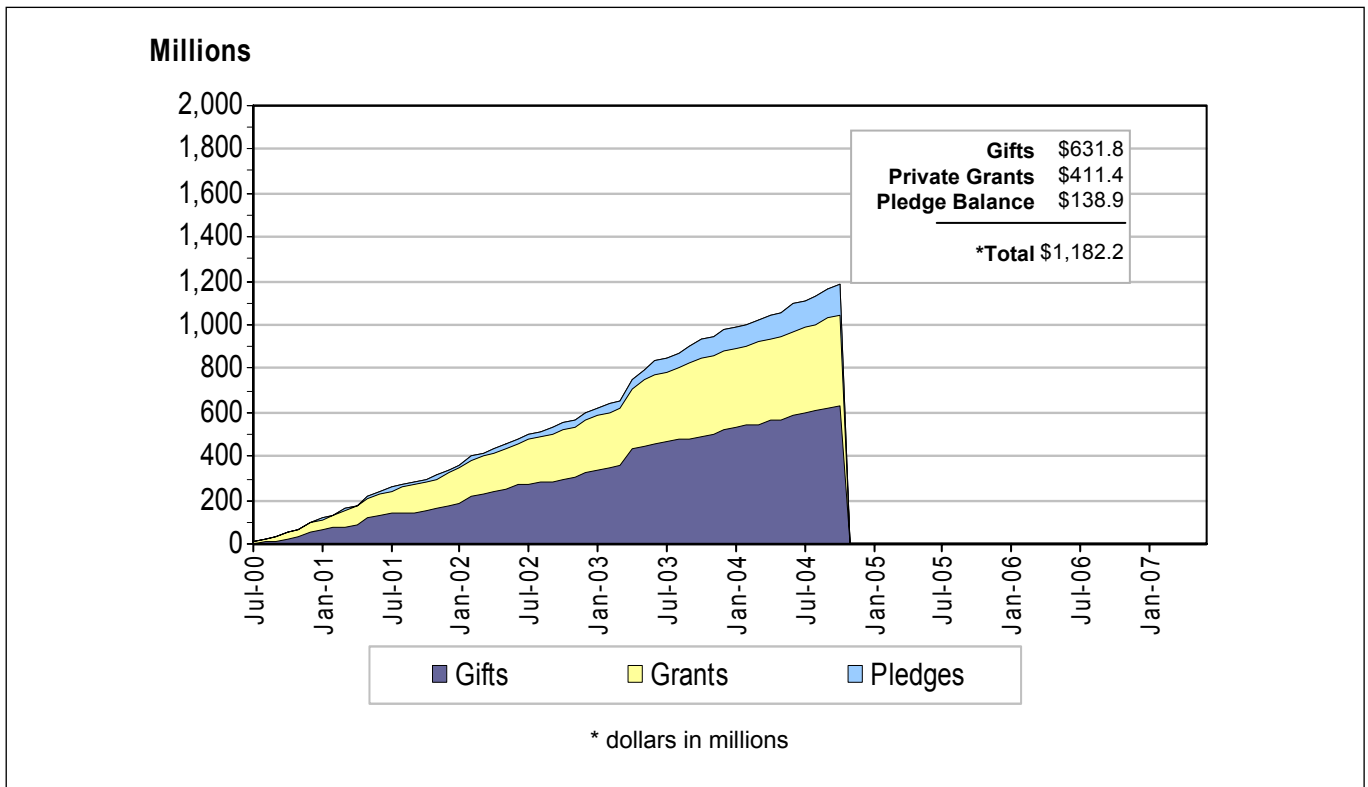
UW

Report of Contributions

University of Washington
University of Washington Foundation

October and November, 2004

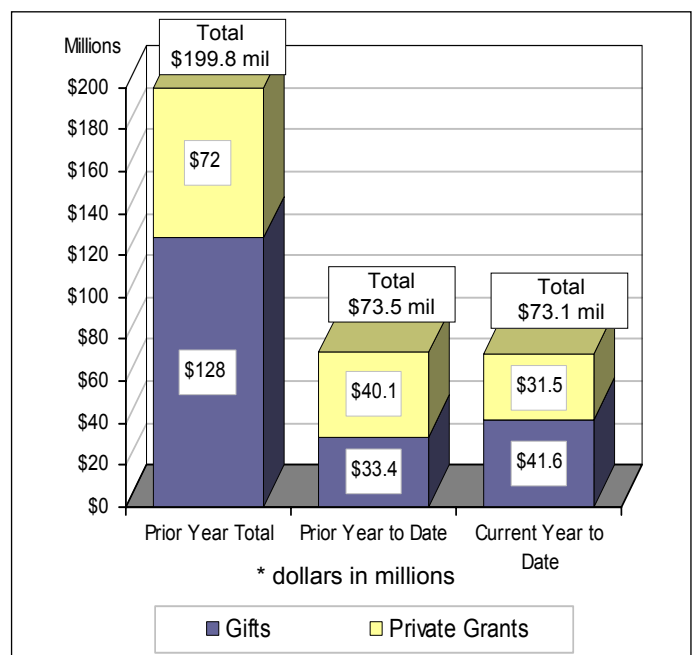
Fundraising Progress Since July 1, 2000



Data Points

- \$1,182,157,625 has been raised toward our campaign goal of \$2 billion.
- The UW received \$14.3 million in total private voluntary support (\$8.9 million in gifts and \$5.4 million in grants) in October.
- Areas including Arts & Sciences, Business, Dentistry, Education, Information School, Law, Libraries, Pharmacy, Social Work, and University Press are ahead of last year's year-to-date totals.

Current Gift and Private Grant Totals



October Gifts and Impact

Selected gifts representing private support for one of the University of Washington's key fundraising priorities -- student, faculty, program and facility support.

Francine R. and Richard Loeb - \$10,000 to UW Medicine

- This gift will benefit the Prostate Cancer Research Institute, a collaboration between UW Medicine and the Fred Hutchinson Cancer Research Center, to support the Institute's efforts in search of a cure for prostate cancer.
- The donation was made through the Alex Shulman Family Foundation. Alex Shulman, Francine Loeb's late father, was a University of Washington alumnus and an area real estate leader. He served as president of Alaska Distributors, a Pacific Northwest beverage distribution company. The Foundation targets its giving to healthcare, the arts, and children's and women's welfare.
- Prostate cancer is the most common cancer to strike men (one in six men develop it in their lifetimes), and the second leading cause of cancer death, after lung cancer, among men.

Clarence Pautzke, Ph.D and Maureen McCrea, Ph.D - \$10,000 to Ocean and Fishery Sciences

- This gift to the McKernan Discretionary Fund will be allocated to student scholarships and teaching and research awards in the field of marine studies. The Fund is named for Professor Donald L. McKernan, first director of the University's School of Marine Affairs (1974-79). He is honored annually with the Donald McKernan Thesis Award, a \$500 award presented to a student or recent graduate who has written an outstanding thesis.
- Faculty and students at the School of Marine Affairs research climate change impacts, waste management, ocean and coastal policy, salmon habitat recovery, ecosystem management, risk analysis, and international collaborations.
- Dr. Clarence Pautzke is the executive director of the Alaska SeaLife Center, a marine science facility dedicated to understanding and maintaining Alaska's marine ecosystem through research, rehabilitation and public education.
- Center research projects help scientists discover reasons for ecological changes and declining marine populations such as Steller sea lions, pacific harbor seals, and eiders.

Washington Dental Service - \$250,000 to the School of Dentistry

- Washington Dental Service's gift will create the Delta Dental/Washington Dental Service Endowed Professorship in the School of Dentistry. The professorship will be used to attract and retain a faculty member who shows great promise as a leader in oral health programs.
- This professorship, which will receive \$125,000 in matching funds via the UW Matching Initiative, will enable new research focused on oral health and susceptibility to oral diseases, with the long-term goal of reducing and ultimately eliminating oral health disparities in the Pacific Northwest.
- Washington Dental Service is the state's oldest and largest provider of prepaid dental benefits. The organization pioneered dental coverage in 1954 at a time when most people considered tooth decay inevitable and private insurers considered dental coverage too risky. Washington Dental Service has given more than \$2 million to the University of Washington.



Report of Contributions

University of Washington
University of Washington Foundation

October 2004

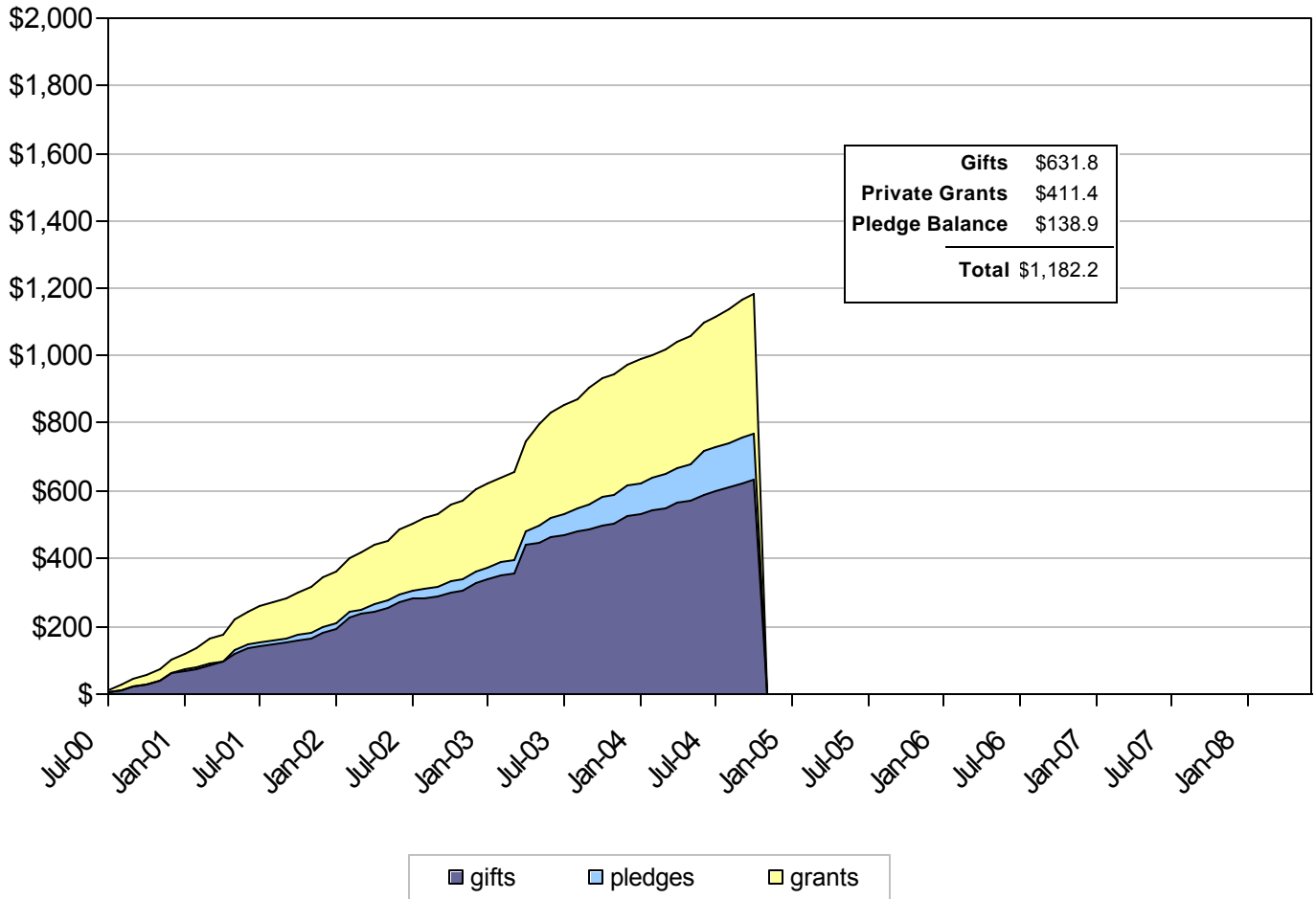
Prepared By:
Office of Development & Alumni Relations
Advancement Services
Information Management

Report Name	Page
Fundraising Progress Since July 1, 2000*	1
Campaign Progress by Giving Level*	2
Campaign Progress Pyramid*	3
Campaign Progress by Constituency*	4
Campaign Theme Progress*	5
Development Area Summary - Total Private Voluntary Support	6
Development Area Summary - Gifts and Private Grants	7
Development Area Summary - Gifts	8
Complete Fiscal Year Comparison	9
Year to Date Contribution Totals	10
Development Activity by Donor Type	11
Alumni Participation by Constituency	12

*All Campaign totals represented are from July 1, 2000 through the end of the preceeding calendar month. Please note that grant revenue totals in Campaign Reports may contain clinical trials. Fundraising totals from all affiliated non-profit organizations' are also included in UW Campaign totals.

Annual reporting is July 1, 2003 through the end of the preceeding calendar month.

Fundraising Progress Since July 1, 2000



Source: UW Office of Development

Summarizes Total Private Voluntary Support since July 1, 2000. Testamentary Commitments included in Pledge Balance total. All dollar totals in millions.

Campaign Progress by Giving Level

Dollars Raised

Gifts and Pledges

Giving Level *	Alumni	Non Alumni	Family Fndns.	Corporations	Foundations	Other Orgs.	Total
\$100M+	\$0	\$32,720	\$86,854,459	\$0	\$0	\$0	\$86,887,179
\$50M - \$99,999,999	\$0	\$0	\$0	\$0	\$0	\$0	\$0
\$10M - \$49,999,999	\$28,623,027	\$45,231,973	\$10,000,000	\$14,559,676	\$20,436,061	\$0	\$118,850,737
\$5M - \$9,999,999	\$14,544,664	\$5,005,500	\$0	\$24,972,959	\$15,302,846	\$20,058,771	\$79,884,740
\$1M - \$4,999,999	\$54,440,300	\$40,025,220	\$19,006,431	\$44,009,108	\$30,603,039	\$4,275,309	\$192,359,407
\$100,000 - \$999,999	\$52,864,628	\$42,728,176	\$14,976,180	\$28,369,463	\$15,287,843	\$8,440,160	\$162,666,449
\$25,000 - \$99,999	\$15,637,393	\$12,477,365	\$1,769,318	\$11,284,846	\$3,101,621	\$2,533,934	\$46,804,477
\$10,000 - \$24,999	\$9,032,084	\$6,742,050	\$706,973	\$5,567,798	\$957,130	\$1,001,384	\$24,007,419
\$5,000 - \$9,999	\$7,687,594	\$5,664,215	\$235,486	\$3,244,093	\$309,424	\$443,571	\$17,584,383
\$2,000 - \$4,999	\$7,648,886	\$6,019,182	\$88,438	\$2,499,067	\$205,133	\$314,391	\$16,775,096
\$1,000 - \$1,999	\$3,398,017	\$2,832,663	\$22,310	\$1,028,412	\$72,995	\$124,239	\$7,478,635
\$500 - \$999	\$3,201,463	\$2,258,997	\$6,506	\$543,171	\$24,650	\$67,684	\$6,102,471
\$250 - \$499	\$2,682,120	\$1,975,632	\$1,050	\$239,705	\$8,332	\$37,005	\$4,943,844
\$100 - \$249	\$2,252,723	\$1,609,410	\$1,310	\$219,283	\$7,445	\$23,131	\$4,113,302
\$1 - \$99	\$1,380,614	\$873,804	\$104	\$55,955	\$818	\$8,218	\$2,319,513
Gift / Pledge Total	\$203,393,512	\$173,476,908	\$133,668,565	\$136,593,536	\$86,317,336	\$37,327,797	\$770,777,654
Private Grant Total							\$411,379,971

Donor Counts

Giving Level	Alumni	Non Alumni	Family Fndns.	Corporations	Foundations	Other Orgs.	Total
\$100M+	0	2	1	0	0	0	3
\$50M - \$99,999,999	0	0	0	0	0	0	0
\$10M - \$49,999,999	6	6	1	1	3	0	17
\$5M - \$9,999,999	4	4	0	8	4	7	27
\$1M - \$4,999,999	57	63	10	40	37	25	232
\$100,000 - \$999,999	298	325	58	321	140	137	1,279
\$25,000 - \$99,999	645	553	50	463	116	152	1,979
\$10,000 - \$24,999	1,088	946	51	531	82	117	2,815
\$5,000 - \$9,999	2,059	1,660	39	607	66	88	4,519
\$2,000 - \$4,999	4,278	3,668	31	990	80	131	9,178
\$1,000 - \$1,999	4,076	3,811	19	967	62	118	9,053
\$500 - \$999	6,935	5,757	13	1,005	40	117	13,867
\$250 - \$499	10,458	8,828	3	849	25	121	20,284
\$100 - \$249	18,914	15,733	9	1,735	53	182	36,626
\$1 - \$99	34,469	28,831	3	1,417	17	237	64,974
Total	83,287	70,187	288	8,934	725	1,432	164,853

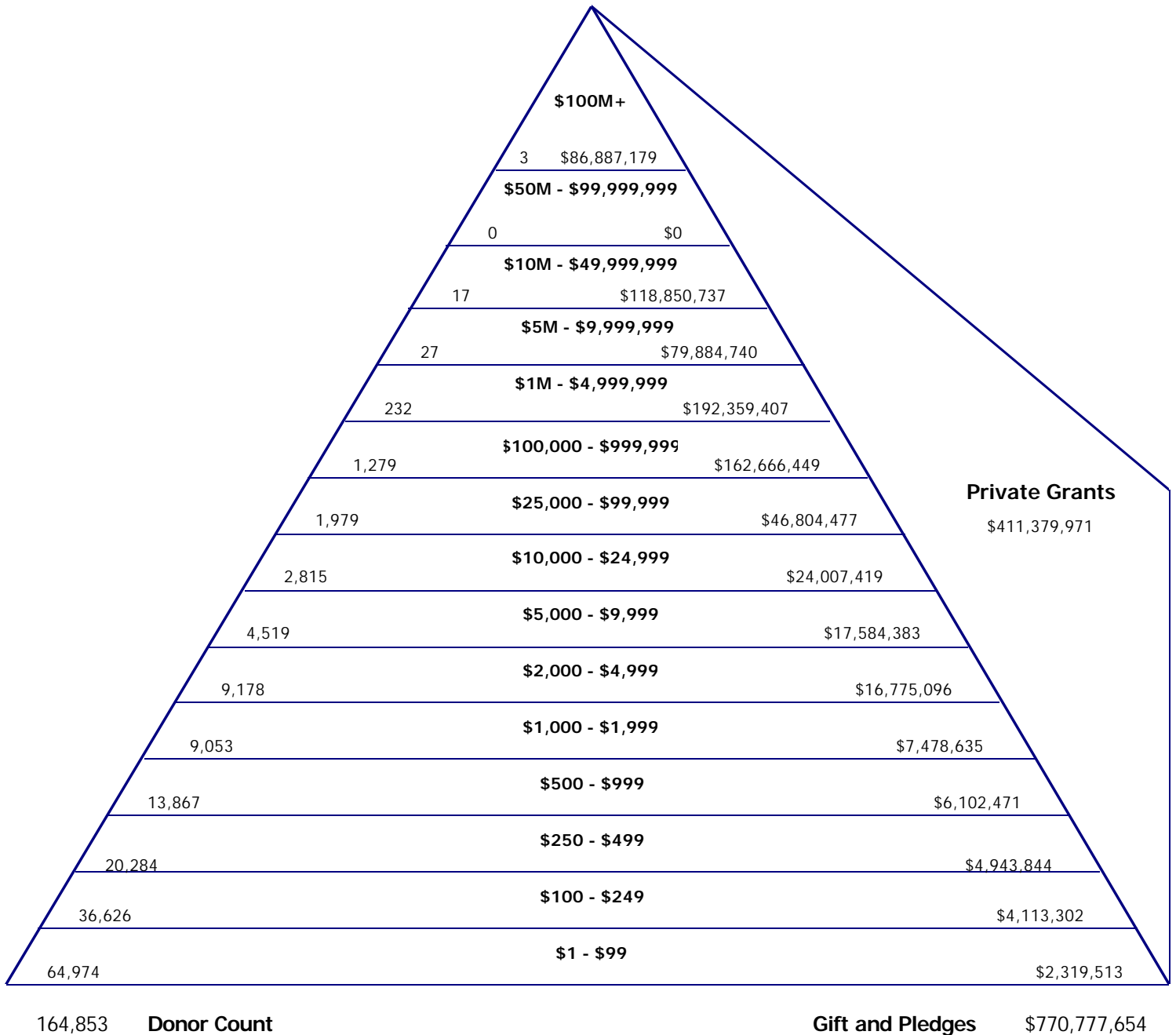
Source: UW Office of Development

This report shows the count of distinct donors and campaign total by giving level and donor type since July 1, 2000. **"Giving Level" is determined by summing of all gift record types(including grants); however only gifts and pledges are used to calculate dollar totals in the "Dollars Raised" chart.

Job Number: 62843

October 2004

Campaign Progress Pyramid - Since July 1, 2000


Campaign Total: \$1,182,157,625
***Campaign Working Goal: \$2,000,000,000**
Percent Complete: 59.1%

Source: UW Office of Development

The counts of distinct donors and fundraising totals by giving level are shown. *Unit campaign goals are still being finalized. Pyramid Levels are determined by summing all gift record types(including grants); however only gifts and pledges are used to calculate dollar totals displayed.

Job Number: 62843

October 2004

Campaign Progress by Constituency

	Gifts	Irrevocable Deferred Gifts		Active Pledges	Testamentary Commitments		Private Grants	Campaign - Private Voluntary Support		
		Donor Value	Discount Value		Donor Value	Discount Value		Total	* Working Goal	% of Goal
UW Medicine	\$193,492,551	\$9,004,108	\$3,920,673	\$20,454,721	\$16,714,853	\$3,817,119	\$207,432,727	\$447,098,959	\$1,000,000,000	44.7%
Architecture	\$5,463,895	\$244,117	\$78,098	\$227,173	\$0	\$0	\$1,142,909	\$7,078,094	\$19,150,000	37.0%
Arts and Sciences	\$64,041,012	\$4,014,167	\$1,968,272	\$5,966,567	\$6,974,000	\$4,106,597	\$48,673,479	\$129,669,225	\$240,000,000	54.0%
Broadcast Services	\$26,755,203	\$0	\$0	\$12,976	\$0	\$0	\$0	\$26,768,179	N/A	N/A
Business School	\$34,522,333	\$740,500	\$336,499	\$20,320,811	\$2,400,271	\$1,791,119	\$190,200	\$58,174,115	\$188,000,000	30.9%
Dentistry	\$4,963,927	\$20,000	\$7,801	\$373,777	\$100,000	\$41,408	\$3,364,545	\$8,822,249	\$22,100,000	39.9%
Education	\$6,849,578	\$0	\$0	\$3,447,212	\$0	\$0	\$6,985,005	\$17,281,795	\$23,000,000	75.1%
Engineering	\$89,067,436	\$1,398,700	\$566,577	\$9,784,999	\$1,750,000	\$1,124,333	\$40,536,502	\$142,537,637	\$250,000,000	57.0%
Evans Schl. of Pub. Affairs	\$8,353,217	\$52,994	\$18,215	\$488,407	\$500,000	\$265,793	\$28,038,478	\$37,433,096	\$40,000,000	93.6%
Forest Resources	\$5,150,707	\$646,572	\$439,763	\$89,170	\$1,250,000	\$637,648	\$2,012,692	\$9,149,141	\$17,700,000	51.7%
Friday Harbor Labs	\$4,836,638	\$153,242	\$24,284	\$545,553	\$695,000	\$438,421	\$765,000	\$6,995,433	\$12,000,000	58.3%
Graduate School	\$3,511,030	\$245,931	\$172,173	\$488,223	\$750,000	\$327,223	\$3,448,794	\$8,443,977	\$17,000,000	49.7%
Information School	\$2,120,560	\$0	\$0	\$139,407	\$100,000	\$64,666	\$785,652	\$3,145,619	\$5,000,000	62.9%
Intercollegiate Athletics	\$58,793,964	\$190,582	\$93,990	\$4,431,674	\$0	\$0	\$0	\$63,416,219	\$110,000,000	57.7%
Law	\$21,492,384	\$925	\$925	\$1,860,016	\$0	\$0	\$807,947	\$24,161,272	\$70,000,000	34.5%
Libraries	\$3,359,106	\$375,646	\$252,338	\$82,750	\$772,000	\$379,527	\$410,326	\$4,999,827	\$9,000,000	55.6%
Nursing	\$5,637,974	\$275,000	\$119,617	\$1,089,576	\$1,475,000	\$869,595	\$6,029,851	\$14,507,402	\$24,000,000	60.4%
Ocean and Fisheries	\$8,961,330	\$562,500	\$187,134	\$1,004,394	\$0	\$0	\$8,425,985	\$18,954,209	\$34,000,000	55.7%
Pharmacy	\$5,460,641	\$0	\$0	\$316,052	\$0	\$0	\$3,071,212	\$8,847,905	\$10,260,000	86.2%
President's Funds	\$4,155,559	\$274,582	\$124,004	\$606,889	\$1,750,000	\$823,656	\$0	\$6,787,030	N/A	N/A
Public Health	\$12,014,905	\$0	\$0	\$715,321	\$0	\$0	\$41,720,377	\$54,450,603	\$62,000,000	87.8%
Scholar. & Student Progs.	\$17,130,005	\$321,293	\$97,431	\$2,217,997	\$550,000	\$239,963	\$501,568	\$20,720,863	\$40,000,000	51.8%
Social Work	\$1,230,019	\$165,797	\$33,243	\$25,227	\$0	\$0	\$3,421,163	\$4,842,207	\$10,000,000	48.4%
University Press	\$1,019,278	\$0	\$0	\$37,824	\$0	\$0	\$0	\$1,057,102	\$3,000,000	35.2%
University Support	\$12,153,756	\$646,097	\$442,171	\$5,246,112	\$11,771,091	\$4,173,161	\$3,497,759	\$33,314,814	N/A	N/A
UW Bothell	\$1,710,463	\$0	\$0	\$273,359	\$0	\$0	\$50,500	\$2,034,322	\$5,700,000	35.7%
UW Tacoma	\$10,107,359	\$150,000	\$150,000	\$10,541,670	\$600,000	\$303,041	\$67,300	\$21,466,330	\$30,000,000	71.6%
All UW Total	\$612,354,832	\$19,482,752	\$9,033,208	\$90,787,854	\$48,152,215	\$19,403,270	\$411,379,971	\$1,182,157,625	\$2,000,000,000	59.1%

Source: UW Office of Development

Fundraising progress toward campaign working goals by constituency area (school/college/program). Campaign total is the sum of gifts, grants, active pledges and donor values of irrevocable deferred gifts and testamentary commitments. "N/A" is not applicable. *Unit campaign working goals are still being finalized.

Campaign Funding Theme Progress - July 2000 to Present

	Current Use	Endowment	Total
Student Support	\$50,098,863	\$60,407,134	\$110,505,997
Faculty Support	\$63,163,673	\$60,553,749	\$123,717,421
Program Support for Students and Faculty	\$513,757,215	\$69,118,778	\$582,875,992
Capital	\$232,871,559	\$878,269	\$233,749,828
Unrestricted	\$105,679,203	\$25,629,183	\$131,308,386
Total	\$965,570,512	\$216,587,112	\$1,182,157,625
Goal	\$1,600,000,000	\$400,000,000	\$2,000,000,000
% to Goal	60.3%	54.1%	59.1%

Source: UW Office of Development

This report shows contribution totals by campaign theme/priority since July 1, 2000.

Job Number: 62843

October 2004

Development Area Summary - Total Private Voluntary Support

	Gifts Year to Date Total	Private Grants Year to Date Total	Year to Date Totals
	Donor Value	Donor Value	Donor Value
UW Seattle			
UW Medicine	\$10,611,240	\$13,306,042	\$23,917,282
Architecture	\$77,536	\$2,500	\$80,036
Arts and Sciences	\$6,177,056	\$2,484,811	\$8,661,867
Broadcast Services	\$1,769,045		\$1,769,045
Business School	\$3,078,529	\$40,200	\$3,118,729
Dentistry	\$456,260	\$76,205	\$532,465
Education	\$871,049	\$1,900,797	\$2,771,846
Engineering	\$5,451,758	\$2,370,479	\$7,822,237
Evans Schl. of Pub. Affairs	\$189,956	\$7,299,091	\$7,489,047
Forest Resources	\$541,169	\$122,300	\$663,469
Graduate School	\$297,210	\$124,295	\$421,505
Information School	\$95,731	\$29,275	\$125,006
Intercollegiate Athletics	\$1,832,371		\$1,832,371
Law	\$568,841	\$15,000	\$583,841
Libraries	\$151,178		\$151,178
Nursing	\$352,728	\$397,503	\$750,231
Ocean and Fisheries	\$1,398,926	\$662,131	\$2,061,057
Pharmacy	\$961,087	\$90,602	\$1,051,689
President's Funds	\$182,162		\$182,162
Public Health	\$371,331	\$2,286,048	\$2,657,379
Scholar. & Student Progs.	\$1,195,753		\$1,195,753
Social Work	\$261,531	\$341,765	\$603,296
UW Alumni Association	\$267,852		\$267,852
University Press	\$83,431		\$83,431
University Support	\$4,219,662		\$4,219,662
Washington Tech. Center			
UW Bothell	\$15,068		\$15,068
UW Tacoma	\$97,306		\$97,306
All UW Total	\$41,575,780	\$31,549,044	\$73,124,824

Source: UW Office of Development

Contribution totals for the major Development areas of the University are shown.

Job Number: 62843

October 2004

Development Area Summary - Gifts and Private Grants

	Current Month		Year to Date Total		Prior Year to Date Total		Prior Fiscal Year Total	
	Donors	Donor Value	Donors	Donor Value	Donors	Donor Value	Donors	Donor Value
UW Seattle								
UW Medicine	2,710	\$3,874,790	5,259	\$23,917,282	4,890	\$25,794,955	15,677	\$73,746,044
Architecture	76	\$37,681	171	\$80,036	170	\$81,536	1,125	\$1,526,446
Arts and Sciences	2,162	\$1,538,662	5,143	\$8,661,867	5,033	\$7,370,712	15,042	\$21,258,923
Broadcast Services	778	\$480,281	1,127	\$1,769,045	1,186	\$2,109,607	3,055	\$8,003,070
Business School	626	\$340,319	1,500	\$3,118,729	1,498	\$2,720,360	3,774	\$8,104,326
Dentistry	219	\$333,539	417	\$532,465	508	\$334,230	1,314	\$1,166,282
Education	129	\$1,023,729	574	\$2,771,846	594	\$760,768	1,559	\$2,231,526
Engineering	648	\$1,272,801	1,314	\$7,822,237	1,515	\$8,725,762	3,709	\$23,824,360
Evans Schl. of Pub. Affairs	258	\$387,445	328	\$7,489,047	85	\$8,165,644	420	\$8,704,838
Forest Resources	115	\$208,995	256	\$663,469	247	\$687,355	1,055	\$1,860,102
Graduate School	45	\$177,105	86	\$421,505	169	\$1,555,883	890	\$2,265,996
Information School	139	\$58,565	266	\$125,006	236	\$123,135	528	\$463,842
Intercollegiate Athletics	363	\$278,359	1,586	\$1,832,371	1,891	\$1,857,340	21,719	\$12,479,465
Law	62	\$239,274	208	\$583,841	173	\$472,732	1,703	\$2,886,862
Libraries	182	\$31,050	448	\$151,178	429	\$81,876	3,589	\$616,206
Nursing	169	\$80,987	390	\$750,231	574	\$869,251	1,617	\$1,922,445
Ocean and Fisheries	51	\$150,269	104	\$2,061,057	103	\$2,732,002	553	\$4,155,330
Pharmacy	103	\$188,906	223	\$1,051,689	227	\$517,736	1,061	\$1,494,282
President's Funds	220	\$74,053	457	\$182,162	643	\$149,213	2,322	\$869,415
Public Health	82	\$957,518	179	\$2,657,379	241	\$3,720,123	584	\$6,667,414
Scholar. & Student Progs.	533	\$554,165	1,335	\$1,195,753	1,664	\$2,446,899	4,958	\$5,858,592
Social Work	56	\$27,278	121	\$603,296	245	\$380,692	795	\$492,520
UW Alumni Association	1,383	\$59,317	5,757	\$267,852	6,812	\$319,013	22,454	\$1,032,281
University Press	22	\$21,146	117	\$83,431				
University Support	145	\$1,827,912	452	\$4,219,662	347	\$1,212,023	1,245	\$4,627,937
Washington Tech. Center					1	\$121,374	1	\$219,908
UW Bothell	37	\$7,385	87	\$15,068	54	\$20,632	274	\$248,742
UW Tacoma	43	\$50,069	115	\$97,306	89	\$157,631	549	\$3,050,522
All UW Unique Total	10,651	\$14,281,615	25,660	\$73,124,824	27,121	\$73,488,498	91,903	\$199,777,690

Source: UW Office of Development

The number of donors and contribution totals for the major Development areas of the University are shown.

Job Number: 62843

October 2004

Development Area Summary - Gifts and Private Grants

Development Area Summary - Gifts

	Current Month		Year to Date Total		Prior Year to Date Total		Prior Fiscal Year Total	
	Donors	Donor Value	Donors	Donor Value	Donors	Donor Value	Donors	Donor Value
UW Seattle								
UW Medicine	2,660	\$1,756,196	5,114	\$10,611,240	4,734	\$9,542,800	15,479	\$36,774,110
Architecture	76	\$37,681	170	\$77,536	169	\$79,036	1,123	\$1,225,952
Arts and Sciences	2,155	\$1,197,836	5,108	\$6,177,056	4,992	\$3,431,131	14,989	\$14,525,068
Broadcast Services	778	\$480,281	1,127	\$1,769,045	1,186	\$2,109,607	3,055	\$8,003,070
Business School	625	\$325,519	1,499	\$3,078,529	1,498	\$2,720,360	3,774	\$8,104,326
Dentistry	219	\$333,539	416	\$456,260	505	\$197,741	1,310	\$859,073
Education	128	\$172,891	569	\$871,049	592	\$707,001	1,554	\$1,474,556
Engineering	636	\$727,242	1,287	\$5,451,758	1,481	\$4,193,890	3,654	\$15,709,271
Evans Schl. of Pub. Affairs	256	\$62,445	315	\$189,956	77	\$165,978	412	\$705,172
Forest Resources	114	\$144,445	253	\$541,169	246	\$649,670	1,050	\$1,730,480
Graduate School	45	\$177,105	83	\$297,210	166	\$696,954	886	\$1,402,400
Information School	138	\$56,065	264	\$95,731	235	\$47,938	527	\$388,645
Intercollegiate Athletics	363	\$278,359	1,586	\$1,832,371	1,891	\$1,857,340	21,719	\$12,479,465
Law	61	\$224,274	207	\$568,841	173	\$472,732	1,703	\$2,886,862
Libraries	182	\$31,050	448	\$151,178	429	\$81,876	3,589	\$616,206
Nursing	167	\$28,697	381	\$352,728	567	\$518,769	1,609	\$1,198,123
Ocean and Fisheries	49	\$27,561	94	\$1,398,926	94	\$1,586,370	537	\$2,827,176
Pharmacy	103	\$188,906	221	\$961,087	225	\$305,587	1,058	\$1,232,611
President's Funds	220	\$74,053	457	\$182,162	643	\$149,213	2,322	\$869,415
Public Health	75	\$48,441	162	\$371,331	217	\$63,917	551	\$603,827
Scholar. & Student Progs.	533	\$554,165	1,335	\$1,195,753	1,663	\$2,445,299	4,957	\$5,855,992
Social Work	55	\$2,278	115	\$261,531	240	\$16,935	790	\$128,763
UW Alumni Association	1,383	\$59,317	5,757	\$267,852	6,812	\$319,013	22,454	\$1,032,281
University Press	22	\$21,146	117	\$83,431				
University Support	145	\$1,827,912	452	\$4,219,662	343	\$705,923	1,241	\$4,022,337
Washington Tech. Center					1	\$121,374	1	\$219,908
UW Bothell	37	\$7,385	87	\$15,068	54	\$20,632	274	\$248,742
UW Tacoma	43	\$50,069	115	\$97,306	89	\$157,631	549	\$3,050,522
All UW Unique Total	10,569	\$8,894,873	25,419	\$41,575,780	26,864	\$33,364,731	91,572	\$128,174,367

Source: UW Office of Development

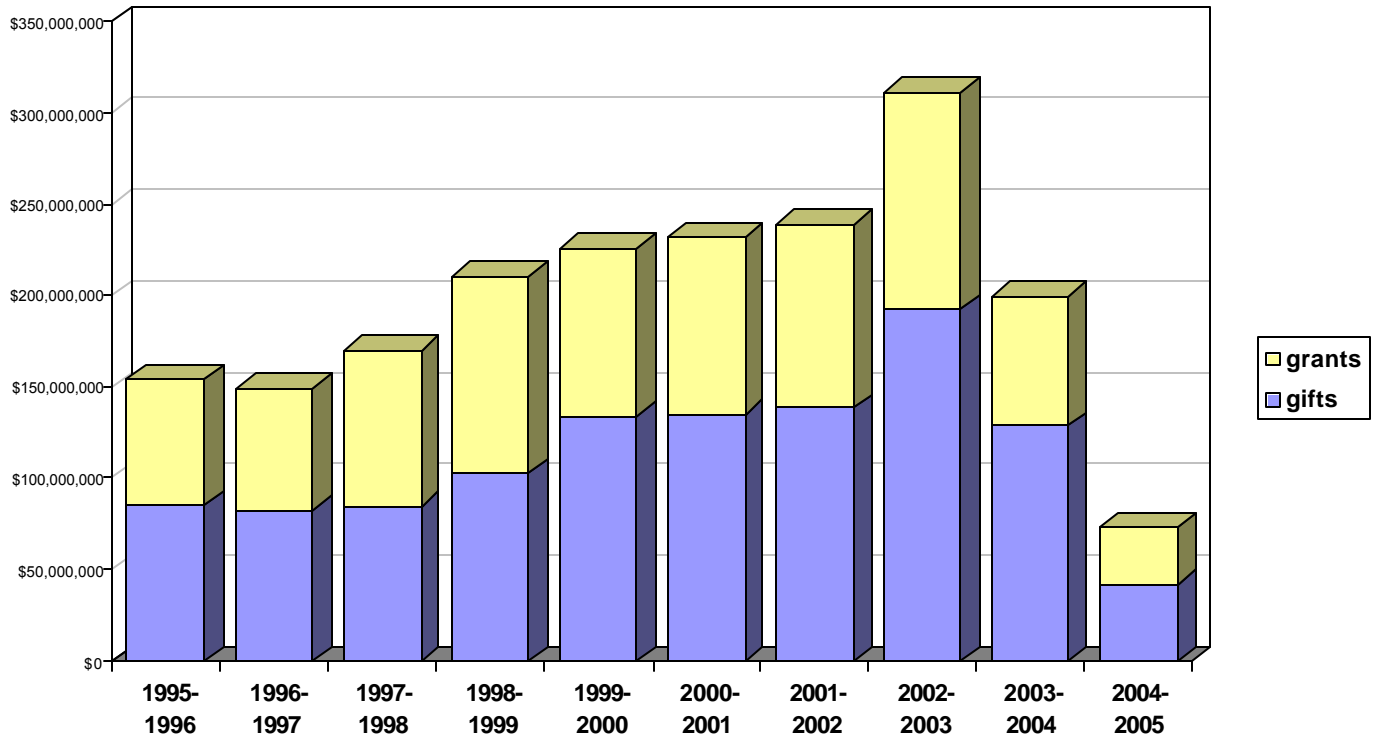
The number of donors and contribution totals (gifts only) for the major Development areas of the University are shown.

Job Number: 62843

October 2004

Development Area Summary - Gifts

Complete Fiscal Year Comparison of Total Contributions Received

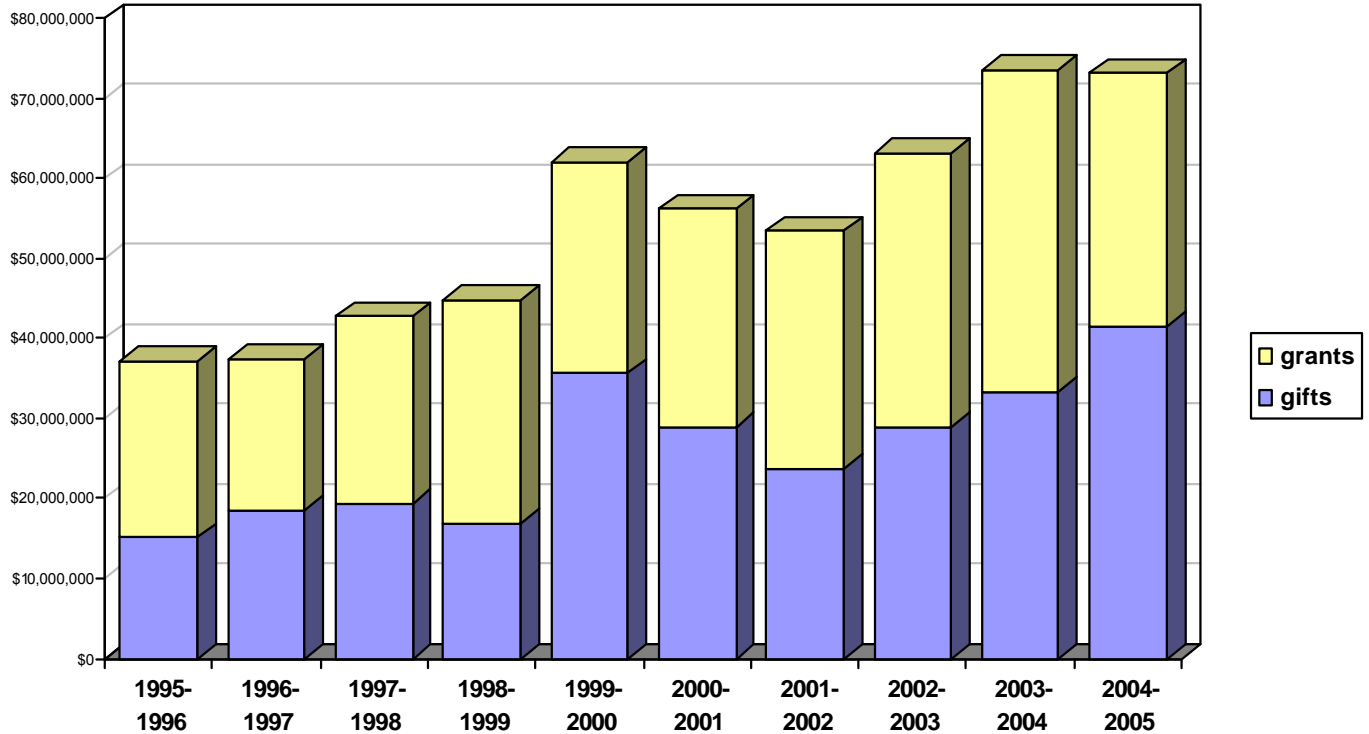


Source: UW Office of Development

Fiscal Year Contribution Totals			
Fiscal Year	Gifts	Grants	Total Contributions
2004- 2005	\$41,575,780	\$31,549,044	\$73,124,824
2003- 2004	\$128,174,367	\$71,603,323	\$199,777,690
2002- 2003	\$192,573,183	\$118,677,722	\$311,250,905
2001- 2002	\$137,959,340	\$100,820,547	\$238,779,887
2000- 2001	\$134,805,190	\$97,112,979	\$231,918,169
1999- 2000	\$134,037,997	\$91,536,165	\$225,574,162
1998- 1999	\$102,925,077	\$107,619,586	\$210,544,663
1997- 1998	\$84,718,016	\$85,276,615	\$169,994,631
1996- 1997	\$81,892,963	\$67,425,874	\$149,318,837
1995- 1996	\$85,036,511	\$69,150,088	\$154,186,599

This graph compares the current fiscal year's contribution totals to each of the previous nine fiscal year's contribution totals.

Year To Date Contribution Totals

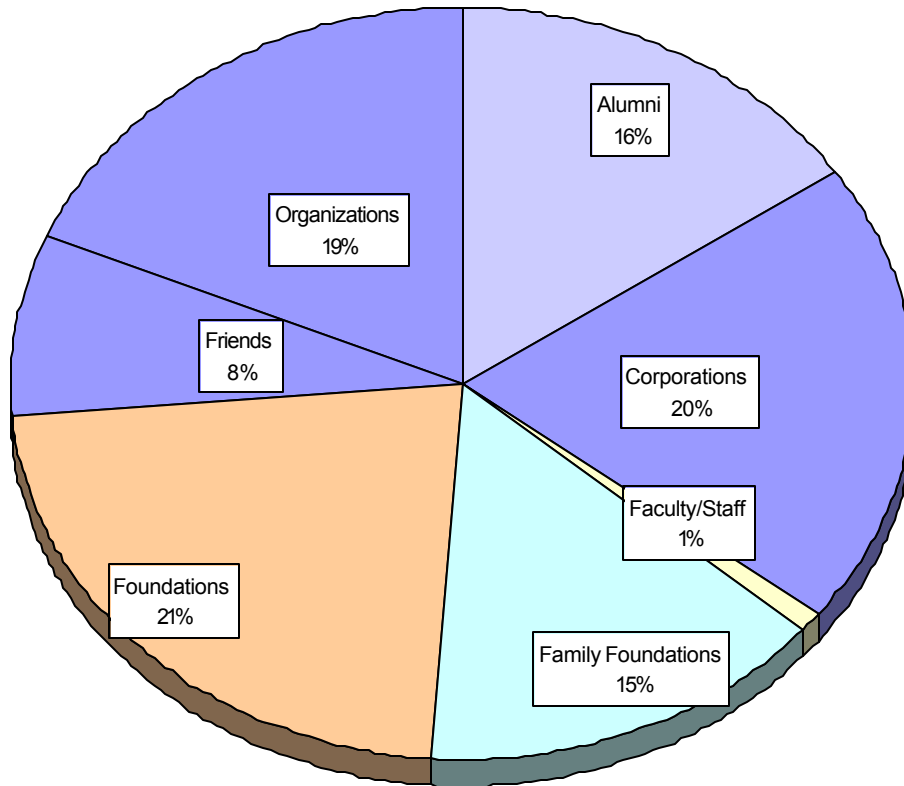


Source: UW Office of Development

Year To Date Contribution Totals			
Fiscal Year	Gifts	Grants	Total Contributions
2004- 2005	\$41,575,780	\$31,549,044	\$73,124,824
2003- 2004	\$33,364,731	\$40,123,767	\$73,488,498
2002- 2003	\$28,948,199	\$34,187,741	\$63,135,940
2001- 2002	\$23,646,905	\$29,726,587	\$53,373,492
2000- 2001	\$28,936,585	\$27,192,951	\$56,129,536
1999- 2000	\$35,619,963	\$26,419,272	\$62,039,235
1998- 1999	\$16,962,188	\$27,901,031	\$44,863,219
1997- 1998	\$19,369,715	\$23,399,038	\$42,768,753
1996- 1997	\$18,525,157	\$18,805,052	\$37,330,209
1995- 1996	\$15,091,587	\$22,001,460	\$37,093,047

This graph compares the current fiscal year's contribution totals to each of the previous nine fiscal year's contribution totals.

Development Activity by Donor Type in Current Fiscal Year



Source: UW Office of Development

Donor Type Totals						
Donor Type	Year to Date Total		Prior Year to Date Total		Prior Fiscal Year Total	
	Donors	Donor Value	Donors	Donor Value	Donors	Donor Value
Alumni	14,635	\$11,451,670	16,665	\$8,281,518	49,719	\$37,211,864
Corporations	1,006	\$14,457,265	1,025	\$17,935,637	3,760	\$46,349,831
Faculty/Staff	1,808	\$764,861	1,618	\$1,516,895	3,171	\$3,335,421
Family Foundations	61	\$10,749,775	66	\$10,403,417	161	\$21,205,792
Foundations	163	\$16,394,271	201	\$16,066,961	387	\$34,932,399
Friends	7,789	\$5,711,409	7,363	\$5,613,511	34,361	\$27,532,116
Organizations	206	\$13,595,574	197	\$13,670,559	494	\$29,210,266

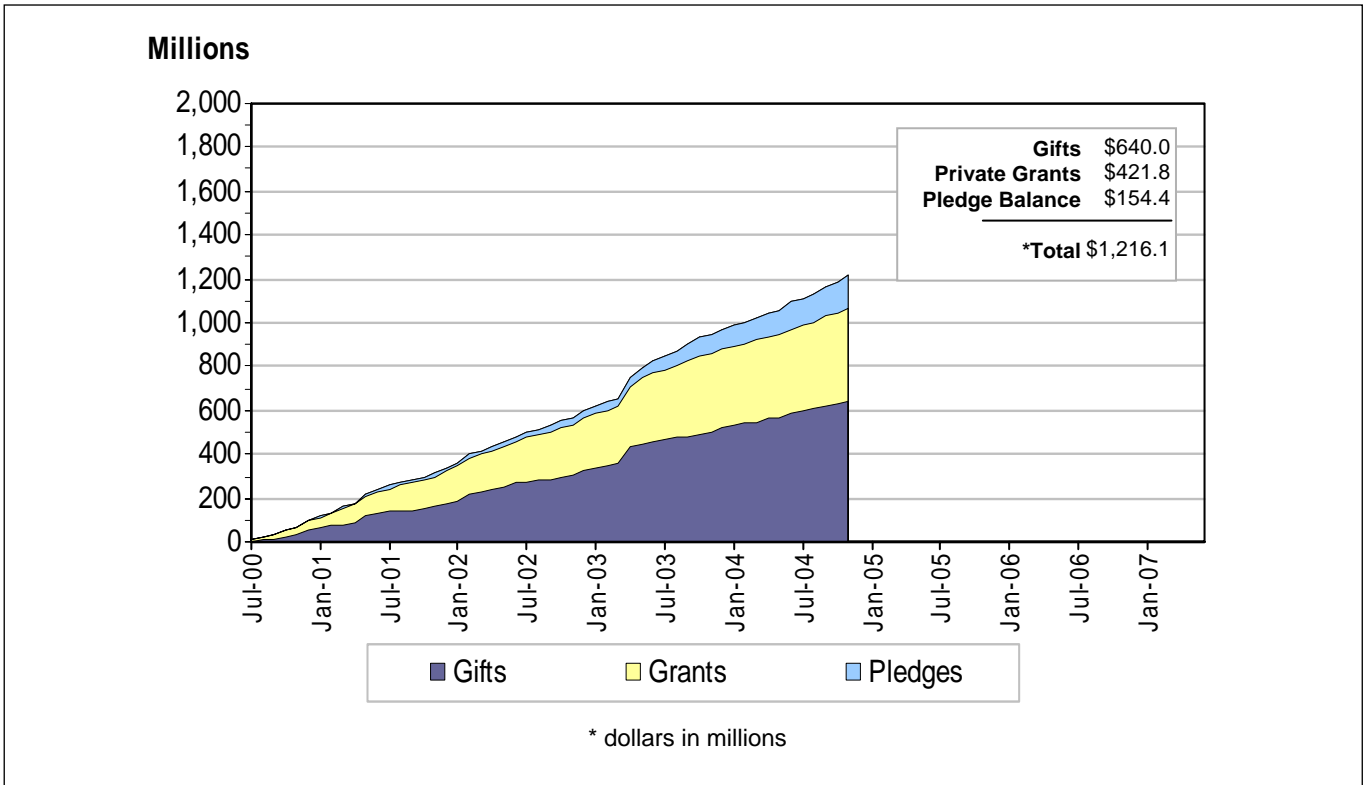
This graph shows the sources of contributions for the current year to date.

Alumni Participation by Constituency

	Current Fiscal Year to Date			Previous Fiscal Year to Date			
	Solicitable	Donors	Partic. Rate	Solicitable	Donors	Partic. Rate	Final %
UW Seattle							
UW Medicine	15,842	890	5.6%	16,430	925	5.6%	19.6%
Architecture	7,192	296	4.1%	7,307	358	4.9%	18.9%
Arts and Sciences	121,216	6,412	5.3%	128,104	7,170	5.6%	15.8%
Business School	34,015	2,380	7.0%	35,210	2,645	7.5%	22.0%
Dentistry	4,301	386	9.0%	4,312	482	11.2%	31.3%
Education	18,677	1,010	5.4%	20,049	1,133	5.7%	18.9%
Engineering	29,399	1,566	5.3%	30,589	1,820	5.9%	16.6%
Evans Schl. Of Pub. Affairs	1,872	119	6.4%	1,797	116	6.5%	23.9%
Forest Resources	4,382	210	4.8%	4,468	194	4.3%	17.6%
Interdisc. Grad. Programs	1,161	64	5.5%	1,128	103	9.1%	22.5%
Interschool Programs	241	16	6.6%	219	10	4.6%	16.9%
Information School	3,786	346	9.1%	3,869	365	9.4%	23.0%
Law	7,070	347	4.9%	7,008	371	5.3%	25.6%
School Of Nursing	7,976	583	7.3%	8,092	770	9.5%	24.8%
Ocean & Fisheries	3,560	143	4.0%	3,705	178	4.8%	18.1%
Pharmacy	3,147	209	6.6%	3,159	254	8.0%	31.9%
Public Health	3,139	203	6.5%	3,044	232	7.6%	21.4%
Social Work	5,707	251	4.4%	6,008	382	6.4%	16.3%
Undergrad. Interdisc. Programs	67	3	4.5%	44	3	6.8%	25.0%
UW Bothell	3,580	144	4.0%	3,258	162	5.0%	12.8%
UW Tacoma	4,016	131	3.3%	3,595	136	3.8%	12.5%
Unspecified	11,614	769	6.6%	12,900	917	7.1%	22.1%
All UW Total	267,179	14,635	5.5%	278,939	16,665	6.0%	17.8%

Source: UW Office of Development

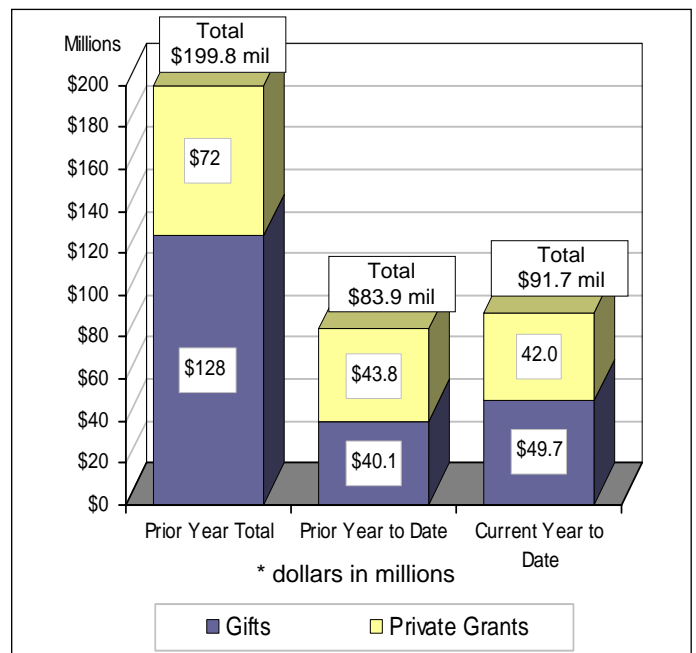
Campaign Progress Since July 1, 2000



Data Points

- \$1,216,115,895 has been raised toward our campaign goal of \$2 billion.
- The UW received \$18.6 million in total private voluntary support (\$8.2 million in gifts and \$10.4 million in grants) in November.
- Areas including Arts & Sciences, UW Bothell, Business, Dentistry, Education, Intercollegiate Athletics, Libraries, Ocean and Fisheries, Pharmacy and Social Work are ahead of last year's year-to-date totals.

Current Gift and Private Grant Totals



November Gifts and Impact

Selected gifts representing private support for one of the University of Washington's key fundraising priorities -- student, faculty, program and facility support.

Lynn Pigott Ahrens - \$10,000 to the School of Social Work

- This is the first payment on a \$50,000 pledge to establish a fund at the School of Social Work to support social workers working in medical settings.
- Medical social work involves counseling patients and their families about problems that accompany illness or inhibit recovery and rehabilitation. Medical social workers collect patient information to help other health professionals understand social, emotional, and environmental factors underlying a patient's illness.
- Lynn Pigott Ahrens is Campaign co-chair for the School of Social Work. She received her MBA from the University of Washington in 1989.

Theodore and Frances Geballe - \$21,000 to the College of Arts and Sciences

- This gift increases the Ronald and Marjorie Geballe Endowed Fund in Physics to a fellowship. The endowment provides support to graduate students who exhibit academic merit and exceptional ability in physics in addition to demonstrating a deep appreciation of music or other creative or performing arts.
- Ronald Geballe was a Professor of Physics at the UW from 1946 to 1998 and Department Chair for 16 of those years.
- Theodore Geballe, Ronald's brother, is also an esteemed physicist who spent his career at Stanford University. His family foundation, the Eucalyptus Foundation, supports a variety of environmental, educational, and cultural causes.

George and Marlene Zoffel - \$35,000 to the Business School

- This gift fully funds the George and Marlene Zoffel Endowed Business Fund, which provides scholarship support to undergraduate business students.
- Mr. and Mrs. Zoffel, both UW alumni, have fond memories of their time at the UW and are grateful for the educations they received here. They established the endowment because they feel strongly about higher education and about helping students access it.
- Mr. Zoffel founded a credit checking business called Credco in 1961, which revolutionized the credit industry by introducing the first merged credit report, eliminating data discrepancies between the national credit bureaus. He sold the business to US Bank in 1990.



Report of Contributions

University of Washington
University of Washington Foundation

November 2004

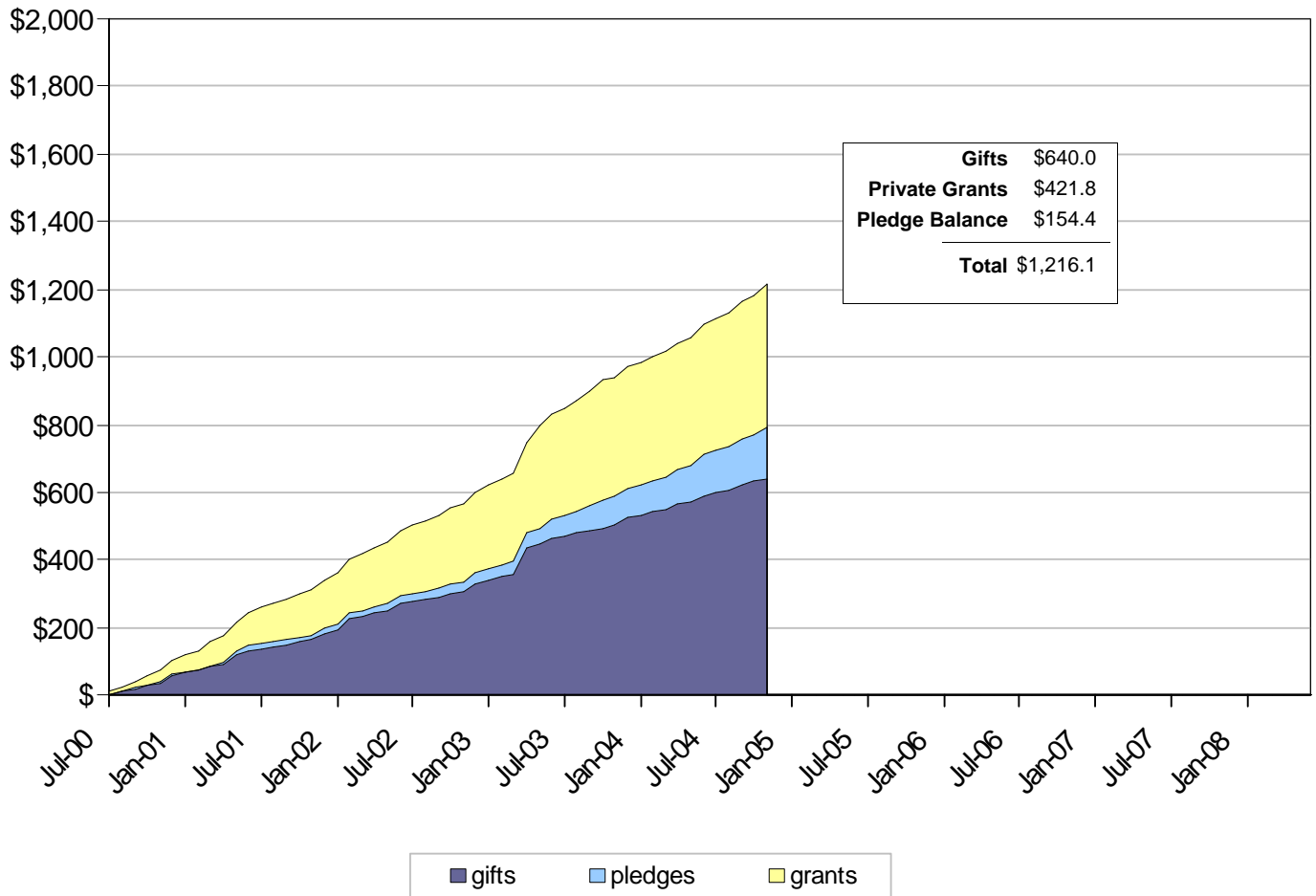
Prepared By:
Office of Development & Alumni Relations
Advancement Services
Information Management

Report Name	Page
Campaign Progress to Date*	1
Campaign Progress by Giving Level*	2
Campaign Progress Pyramid*	3
Campaign Progress by Constituency*	4
Campaign Theme Progress*	5
Development Area Summary - Total Private Voluntary Support	6
Development Area Summary - Gifts and Private Grants	7
Development Area Summary - Gifts	8
Complete Fiscal Year Comparison	9
Year to Date Contribution Totals	10
Development Activity by Donor Type	11
Alumni Participation by Constituency	12
	13

*All Campaign totals represented are from July 1, 2000 through the end of the preceeding calendar month. Please note that grant revenue totals in Campaign Reports may contain clinical trials. Fundraising totals from all affiliated non-profit organizations' are also included in UW Campaign totals.

Annual reporting is July 1, 2003 through the end of the preceeding calendar month.

Campaign Progress to Date



Source: UW Office of Development

Summarizes Total Private Voluntary Support since July 1, 2000. Testamentary Commitments included in Pledge Balance total. All dollar totals in millions.

Campaign Progress by Giving Level

Dollars Raised

Gifts and Pledges

Giving Level *	Alumni	Non Alumni	Family Fndns.	Corporations	Foundations	Other Orgs.	Total
\$100M+	\$0	\$32,720	\$86,856,784	\$0	\$0	\$0	\$86,889,504
\$50M - \$99,999,999	\$0	\$0	\$0	\$0	\$0	\$0	\$0
\$10M - \$49,999,999	\$28,623,027	\$45,254,927	\$20,497,500	\$14,620,010	\$20,436,061	\$0	\$129,431,525
\$5M - \$9,999,999	\$15,061,084	\$5,005,500	\$0	\$24,980,459	\$19,906,067	\$20,088,372	\$85,041,482
\$1M - \$4,999,999	\$56,726,236	\$41,097,633	\$21,144,319	\$44,479,905	\$30,076,766	\$3,123,309	\$196,648,167
\$100,000 - \$999,999	\$53,626,149	\$43,510,552	\$15,511,537	\$28,623,944	\$14,449,759	\$8,500,503	\$164,222,443
\$25,000 - \$99,999	\$15,975,996	\$12,557,984	\$1,856,534	\$11,460,882	\$3,138,555	\$2,630,493	\$47,620,445
\$10,000 - \$24,999	\$9,209,362	\$6,859,711	\$734,440	\$5,638,261	\$942,485	\$1,035,817	\$24,420,077
\$5,000 - \$9,999	\$7,800,893	\$5,721,214	\$241,036	\$3,233,978	\$318,724	\$440,357	\$17,756,203
\$2,000 - \$4,999	\$7,717,372	\$6,127,310	\$83,288	\$2,513,144	\$212,333	\$319,246	\$16,972,693
\$1,000 - \$1,999	\$3,434,154	\$2,874,156	\$24,310	\$1,038,633	\$74,170	\$123,984	\$7,569,406
\$500 - \$999	\$3,278,989	\$2,307,202	\$6,006	\$549,242	\$24,705	\$68,351	\$6,234,496
\$250 - \$499	\$2,711,430	\$2,002,377	\$1,300	\$244,310	\$8,332	\$38,305	\$5,006,054
\$100 - \$249	\$2,300,180	\$1,632,944	\$1,310	\$222,772	\$7,545	\$23,711	\$4,188,461
\$1 - \$99	\$1,376,362	\$890,147	\$104	\$56,402	\$818	\$8,360	\$2,332,193
Gift / Pledge Total	\$207,841,234	\$175,874,376	\$146,958,468	\$137,661,942	\$89,596,320	\$36,400,808	\$794,333,149
Private Grant Total							\$421,782,747

Donor Counts

Giving Level	Alumni	Non Alumni	Family Fndns.	Corporations	Foundations	Other Orgs.	Total
\$100M+	0	2	1	0	0	0	3
\$50M - \$99,999,999	0	0	0	0	0	0	0
\$10M - \$49,999,999	6	8	2	1	3	0	20
\$5M - \$9,999,999	4	4	0	8	5	7	28
\$1M - \$4,999,999	61	64	13	40	36	24	238
\$100,000 - \$999,999	304	331	62	322	137	140	1,296
\$25,000 - \$99,999	652	558	52	470	119	155	2,006
\$10,000 - \$24,999	1,109	965	54	539	82	122	2,871
\$5,000 - \$9,999	2,079	1,681	39	608	67	89	4,563
\$2,000 - \$4,999	4,317	3,727	29	994	83	131	9,281
\$1,000 - \$1,999	4,111	3,855	21	975	63	118	9,143
\$500 - \$999	7,085	5,852	12	1,014	40	118	14,121
\$250 - \$499	10,548	8,944	4	864	25	125	20,510
\$100 - \$249	19,254	15,974	9	1,760	54	185	37,236
\$1 - \$99	34,517	29,441	3	1,435	17	240	65,653
Total	84,047	71,406	301	9,030	731	1,454	166,969

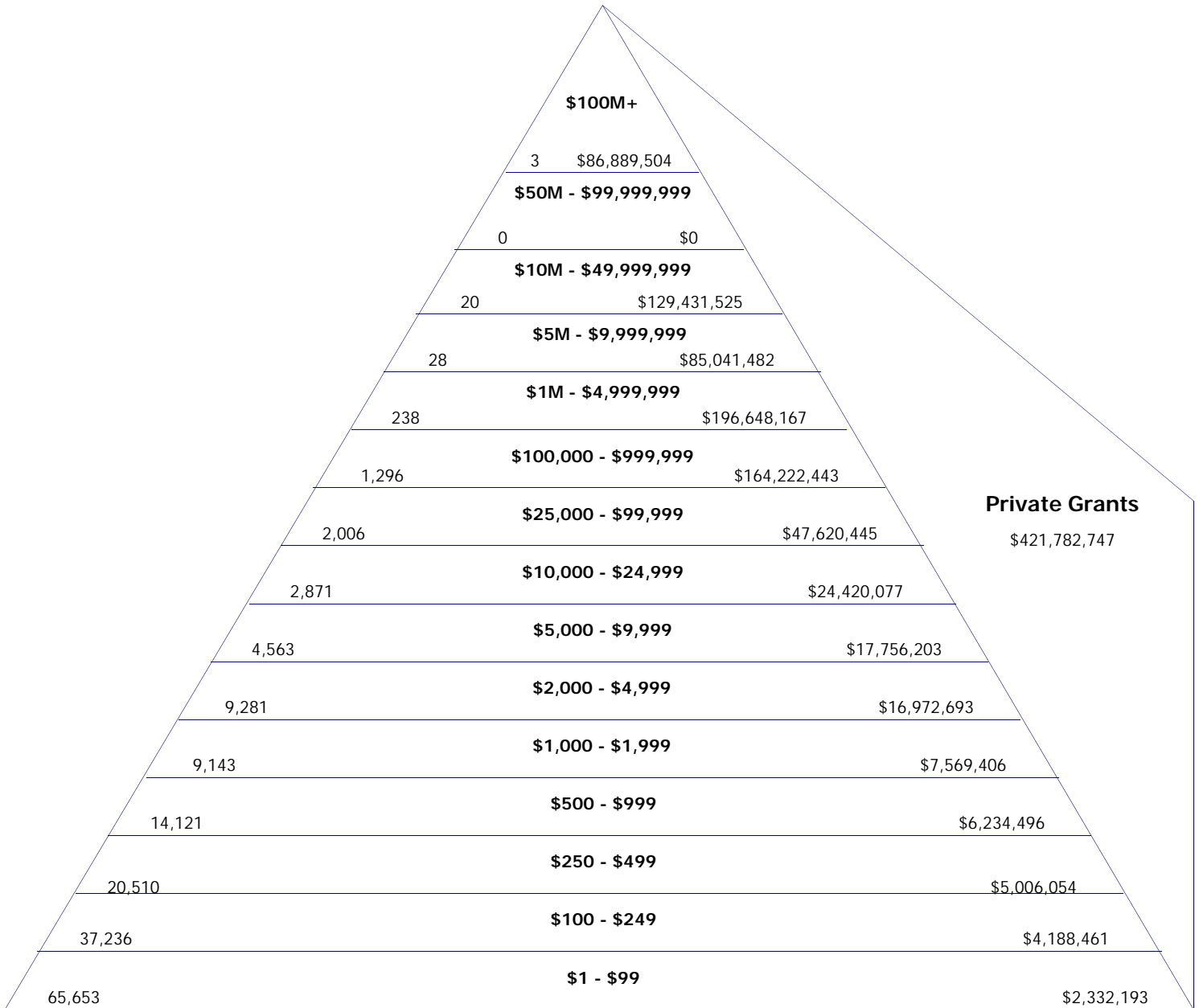
Source: UW Office of Development

This report shows the count of distinct donors and campaign total by giving level and donor type since July 1, 2000. *"Giving Level" is determined by summing of all gift record types(including grants); however only gifts and pledges are used to calculate dollar totals in the "Dollars Raised" chart.

Job Number: 63219

November 2004

Campaign Progress Pyramid - Since July 1, 2000


166,969 Donor Count
Gift and Pledges \$794,333,149
Campaign Total: \$1,216,115,895
***Campaign Working Goal: \$2,000,000,000**
Percent Complete: 60.8

Source: UW Office of Development

The counts of distinct donors and fundraising totals by giving level are shown. *Unit campaign goals are still being finalized. Pyramid Levels are determined by summing all gift record types(including grants); however only gifts and pledges are used to calculate dollar totals displayed.

Job Number: 63219

November 2004

Campaign Progress by Constituency

	Gifts	Irrevocable Deferred Gifts		Active Pledges	Testamentary Commitments		Private Grants	Campaign - Private Voluntary Support		
		Donor Value	Discount Value		Donor Value	Discount Value		Total	* Working Goal	% of Goal
UW Medicine	\$195,500,857	\$9,004,108	\$3,920,673	\$20,791,294	\$16,714,853	\$3,817,119	\$210,799,145	\$452,810,256	\$1,000,000,000	45.3%
Architecture	\$5,474,337	\$244,117	\$78,098	\$220,755	\$0	\$0	\$1,142,909	\$7,082,118	\$19,150,000	37.0%
Arts and Sciences	\$65,179,797	\$4,014,167	\$1,968,272	\$6,222,183	\$6,974,000	\$4,106,597	\$48,828,318	\$131,218,465	\$240,000,000	54.7%
Broadcast Services	\$27,179,164	\$0	\$0	\$12,027	\$0	\$0	\$0	\$27,191,191	N/A	N/A
Business School	\$36,868,665	\$740,500	\$336,499	\$30,448,003	\$2,400,271	\$1,791,119	\$190,200	\$70,647,639	\$188,000,000	37.6%
Dentistry	\$5,015,032	\$20,000	\$7,801	\$358,872	\$100,000	\$41,408	\$3,376,059	\$8,869,963	\$22,100,000	40.1%
Education	\$6,870,505	\$0	\$0	\$3,446,555	\$0	\$0	\$6,985,005	\$17,302,065	\$23,000,000	75.2%
Engineering	\$89,711,563	\$1,398,700	\$566,577	\$10,346,963	\$1,750,000	\$1,124,333	\$41,244,371	\$144,451,597	\$250,000,000	57.8%
Evans Schl. of Pub. Affairs	\$8,367,102	\$52,994	\$18,215	\$481,330	\$500,000	\$265,793	\$28,381,787	\$37,783,213	\$40,000,000	94.5%
Forest Resources	\$5,182,567	\$646,572	\$439,763	\$88,790	\$1,250,000	\$637,648	\$2,012,692	\$9,180,621	\$17,700,000	51.9%
Friday Harbor Labs	\$4,846,558	\$153,242	\$24,284	\$539,407	\$695,000	\$438,421	\$765,000	\$6,999,207	\$12,000,000	58.3%
Information School	\$2,129,945	\$0	\$0	\$138,422	\$100,000	\$64,666	\$785,652	\$3,154,019	\$5,000,000	63.1%
Intercollegiate Athletics	\$59,353,556	\$190,582	\$93,990	\$5,007,062	\$0	\$0	\$0	\$64,551,199	\$110,000,000	58.7%
Law	\$21,539,982	\$925	\$925	\$1,748,392	\$0	\$0	\$807,947	\$24,097,246	\$70,000,000	34.4%
Libraries	\$3,439,057	\$375,646	\$252,338	\$79,502	\$772,000	\$379,527	\$410,326	\$5,076,531	\$9,000,000	56.4%
Nursing	\$5,705,845	\$275,000	\$119,617	\$830,934	\$1,475,000	\$869,595	\$6,035,130	\$14,321,909	\$24,000,000	59.7%
Ocean and Fisheries	\$8,973,979	\$562,500	\$187,134	\$1,004,435	\$0	\$0	\$12,688,218	\$23,229,132	\$34,000,000	68.3%
Pharmacy	\$5,483,094	\$0	\$0	\$347,336	\$0	\$0	\$3,174,212	\$9,004,641	\$10,260,000	87.8%
President's Funds	\$4,178,481	\$274,582	\$124,004	\$606,244	\$1,750,000	\$823,656	\$0	\$6,809,307	N/A	N/A
Public Health	\$12,074,257	\$0	\$0	\$914,899	\$0	\$0	\$43,133,471	\$56,122,627	\$90,000,000	62.4%
Scholar. & Student Progs.	\$17,177,633	\$321,293	\$97,431	\$3,121,216	\$550,000	\$239,963	\$501,568	\$21,671,711	\$40,000,000	54.2%
Social Work	\$1,248,815	\$165,797	\$33,243	\$314,881	\$0	\$0	\$3,456,384	\$5,185,878	\$10,000,000	51.9%
University Press	\$1,064,868	\$0	\$0	\$37,804	\$0	\$0	\$0	\$1,102,672	\$3,000,000	36.8%
University Support	\$16,090,768	\$892,028	\$614,344	\$8,303,579	\$12,521,091	\$4,500,384	\$6,946,553	\$44,754,018	N/A	N/A
UW Bothell	\$1,722,202	\$0	\$0	\$267,676	\$0	\$0	\$50,500	\$2,040,378	\$5,700,000	35.8%
UW Tacoma	\$10,116,793	\$150,000	\$150,000	\$10,524,197	\$600,000	\$303,041	\$67,300	\$21,458,290	\$30,000,000	71.5%
All UW Total	\$620,495,424	\$19,482,752	\$9,033,208	\$106,202,757	\$48,152,215	\$19,403,270	\$421,782,747	\$1,216,115,895	\$2,000,000,000	60.8%

Source: UW Office of Development

Fundraising progress toward campaign working goals by constituency area (school/college/program). Campaign total is the sum of gifts, grants, active pledges and donor values of irrevocable deferred gifts and testamentary commitments. "N/A" is not applicable. *Unit campaign working goals are still being finalized.

Campaign Funding Theme Progress - July 2000 to Present

	Current Use	Endowment	Total
Student Support	\$53,230,478	\$63,738,601	\$116,969,079
Faculty Support	\$63,496,217	\$63,266,070	\$126,762,287
Program Support for Faculty and Students	\$524,779,844	\$69,407,441	\$594,187,285
Capital	\$244,709,353	\$878,269	\$245,587,621
Unrestricted	\$106,934,027	\$25,675,595	\$132,609,622
Total	\$993,149,919	\$222,965,976	\$1,216,115,895
Goal	\$1,600,000,000	\$400,000,000	\$2,000,000,000
% to Goal	62.1%	55.7%	60.8%

Source: UW Office of Development

This report shows contribution totals by campaign theme/priority since July 1, 2000.

Job Number: 63219

November 2004

Development Area Summary - Total Private Voluntary Support

	Gifts Year to Date Total	Private Grants Year to Date Total	Year to Date Totals
	Donor Value	Donor Value	Donor Value
UW Seattle			
UW Medicine	\$12,619,546	\$16,672,460	\$29,292,006
Architecture	\$87,978	\$2,500	\$90,478
Arts and Sciences	\$7,315,841	\$2,639,650	\$9,955,491
Broadcast Services	\$2,193,006		\$2,193,006
Business School	\$5,424,862	\$40,200	\$5,465,062
Dentistry	\$507,364	\$87,719	\$595,083
Education	\$891,976	\$1,900,797	\$2,792,773
Engineering	\$6,095,885	\$3,078,348	\$9,174,233
Evans Schl. of Pub. Affairs	\$203,841	\$7,642,400	\$7,846,241
Forest Resources	\$573,029	\$122,300	\$695,329
Graduate School	\$299,489	\$124,295	\$423,784
Information School	\$105,116	\$29,275	\$134,391
Intercollegiate Athletics	\$2,391,963		\$2,391,963
Law	\$616,439	\$15,000	\$631,439
Libraries	\$231,129		\$231,129
Nursing	\$420,599	\$402,782	\$823,381
Ocean and Fisheries	\$1,411,575	\$4,924,364	\$6,335,939
Pharmacy	\$983,688	\$193,602	\$1,177,290
President's Funds	\$205,084		\$205,084
Public Health	\$430,682	\$3,699,142	\$4,129,824
Scholar. & Student Progs.	\$1,243,381		\$1,243,381
Social Work	\$280,327	\$376,986	\$657,313
UW Alumni Association	\$317,680		\$317,680
University Press	\$129,021		\$129,021
University Support	\$4,603,532		\$4,603,532
Washington Tech. Center			
UW Bothell	\$26,808		\$26,808
UW Tacoma	\$106,740		\$106,740
All UW Total	\$49,716,596	\$41,951,820	\$91,668,416

Source: UW Office of Development

Contribution totals for the major Development areas of the University are shown.

Job Number: 63219

November 2004

Development Area Summary - Gifts and Private Grants

	Current Month		Year to Date Total		Prior Year to Date Total		Prior Fiscal Year Total	
	Donors	Donor Value	Donors	Donor Value	Donors	Donor Value	Donors	Donor Value
UW Seattle								
UW Medicine	4,166	\$5,374,723	7,883	\$29,292,006	6,326	\$30,782,277	15,677	\$73,746,044
Architecture	47	\$10,442	210	\$90,478	342	\$98,902	1,125	\$1,526,446
Arts and Sciences	2,246	\$1,294,955	6,965	\$9,955,491	6,270	\$8,302,208	15,042	\$21,258,923
Broadcast Services	337	\$427,177	1,187	\$2,193,006	1,279	\$2,221,632	3,055	\$8,003,070
Business School	431	\$2,346,332	1,885	\$5,465,062	1,772	\$2,860,969	3,774	\$8,104,326
Dentistry	159	\$62,618	552	\$595,083	638	\$443,576	1,314	\$1,166,282
Education	110	\$20,927	649	\$2,792,773	670	\$1,488,895	1,559	\$2,231,526
Engineering	428	\$1,351,996	1,695	\$9,174,233	1,815	\$9,846,527	3,709	\$23,824,360
Evans Schl. of Pub. Affairs	52	\$357,194	357	\$7,846,241	112	\$8,179,889	420	\$8,704,838
Forest Resources	43	\$31,860	292	\$695,329	398	\$759,978	1,055	\$1,860,102
Graduate School	32	\$2,279	110	\$423,784	200	\$1,637,773	890	\$2,265,996
Information School	53	\$9,385	312	\$134,391	268	\$185,538	528	\$463,842
Intercollegiate Athletics	237	\$579,591	1,763	\$2,391,963	1,980	\$2,087,526	21,719	\$12,479,465
Law	144	\$47,597	342	\$631,439	490	\$818,809	1,703	\$2,886,862
Libraries	257	\$79,951	693	\$231,129	598	\$155,705	3,589	\$616,206
Nursing	204	\$73,817	557	\$823,381	848	\$917,964	1,617	\$1,922,445
Ocean and Fisheries	65	\$4,274,882	158	\$6,335,939	167	\$2,745,398	553	\$4,155,330
Pharmacy	84	\$125,601	290	\$1,177,290	458	\$685,853	1,061	\$1,494,282
President's Funds	151	\$22,922	563	\$205,084	745	\$167,981	2,322	\$869,415
Public Health	72	\$1,474,445	211	\$4,129,824	354	\$4,331,312	584	\$6,667,414
Scholar. & Student Progs.	318	\$47,628	1,497	\$1,243,381	1,836	\$2,729,216	4,958	\$5,858,592
Social Work	26	\$54,016	139	\$657,313	411	\$388,804	795	\$492,520
UW Alumni Association	1,117	\$50,023	6,863	\$317,680	8,502	\$379,703	22,454	\$1,032,281
University Press	16	\$46,590	132	\$129,021				
University Support	124	\$383,869	544	\$4,603,532	385	\$1,224,743	1,245	\$4,627,937
Washington Tech. Center					1	\$166,529	1	\$219,908
UW Bothell	71	\$11,739	142	\$26,808	59	\$24,825	274	\$248,742
UW Tacoma	32	\$9,434	132	\$106,740	107	\$322,541	549	\$3,050,522
All UW Unique Total	10,472	\$18,572,002	32,888	\$91,668,416	33,564	\$83,955,084	91,903	\$199,777,690

Source: UW Office of Development

The number of donors and contribution totals for the major Development areas of the University are shown.

Job Number: 63219

November 2004

Development Area Summary - Gifts and Private Grants

Development Area Summary - Gifts

	Current Month		Year to Date Total		Prior Year to Date Total		Prior Fiscal Year Total	
	Donors	Donor Value	Donors	Donor Value	Donors	Donor Value	Donors	Donor Value
UW Seattle								
UW Medicine	4,099	\$2,008,305	7,711	\$12,619,546	6,160	\$12,121,332	15,479	\$36,774,110
Architecture	47	\$10,442	209	\$87,978	341	\$96,402	1,123	\$1,225,952
Arts and Sciences	2,241	\$1,140,116	6,926	\$7,315,841	6,229	\$4,127,984	14,989	\$14,525,068
Broadcast Services	337	\$427,177	1,187	\$2,193,006	1,279	\$2,221,632	3,055	\$8,003,070
Business School	431	\$2,346,332	1,884	\$5,424,862	1,772	\$2,860,969	3,774	\$8,104,326
Dentistry	158	\$51,104	550	\$507,364	635	\$307,087	1,310	\$859,073
Education	110	\$20,927	644	\$891,976	667	\$1,049,028	1,554	\$1,474,556
Engineering	416	\$644,127	1,660	\$6,095,885	1,780	\$5,256,413	3,654	\$15,709,271
Evans Schl. of Pub. Affairs	48	\$13,885	341	\$203,841	104	\$180,223	412	\$705,172
Forest Resources	43	\$31,860	289	\$573,029	396	\$711,393	1,050	\$1,730,480
Graduate School	32	\$2,279	107	\$299,489	197	\$778,844	886	\$1,402,400
Information School	53	\$9,385	311	\$105,116	267	\$110,341	527	\$388,645
Intercollegiate Athletics	237	\$579,591	1,763	\$2,391,963	1,980	\$2,087,526	21,719	\$12,479,465
Law	144	\$47,597	341	\$616,439	490	\$818,809	1,703	\$2,886,862
Libraries	257	\$79,951	693	\$231,129	598	\$155,705	3,589	\$616,206
Nursing	202	\$68,538	549	\$420,599	841	\$557,752	1,609	\$1,198,123
Ocean and Fisheries	60	\$12,649	146	\$1,411,575	156	\$1,594,234	537	\$2,827,176
Pharmacy	83	\$22,601	287	\$983,688	455	\$424,182	1,058	\$1,232,611
President's Funds	151	\$22,922	563	\$205,084	745	\$167,981	2,322	\$869,415
Public Health	66	\$61,351	191	\$430,682	329	\$122,647	551	\$603,827
Scholar. & Student Progs.	318	\$47,628	1,497	\$1,243,381	1,835	\$2,727,616	4,957	\$5,855,992
Social Work	24	\$18,795	131	\$280,327	406	\$25,047	790	\$128,763
UW Alumni Association	1,117	\$50,023	6,863	\$317,680	8,502	\$379,703	22,454	\$1,032,281
University Press	16	\$46,590	132	\$129,021				
University Support	124	\$383,869	544	\$4,603,532	381	\$718,643	1,241	\$4,022,337
Washington Tech. Center					1	\$166,529	1	\$219,908
UW Bothell	71	\$11,739	142	\$26,808	59	\$24,825	274	\$248,742
UW Tacoma	32	\$9,434	132	\$106,740	107	\$322,541	549	\$3,050,522
All UW Unique Total	10,378	\$8,169,226	32,602	\$49,716,596	33,293	\$40,115,399	91,572	\$128,174,367

Source: UW Office of Development

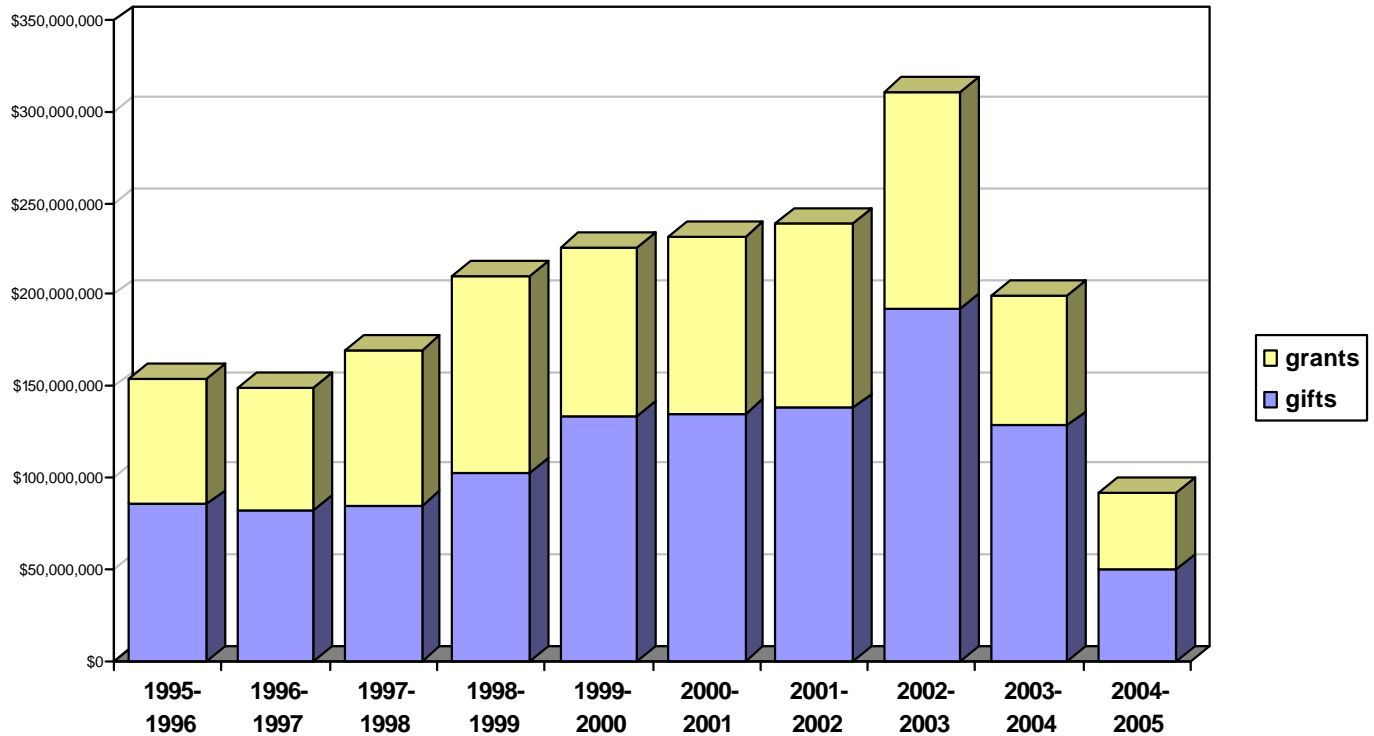
The number of donors and contribution totals (gifts only) for the major Development areas of the University are shown.

Job Number: 63219

November 2004

Development Area Summary - Gifts

Complete Fiscal Year Comparison of Total Contributions Received

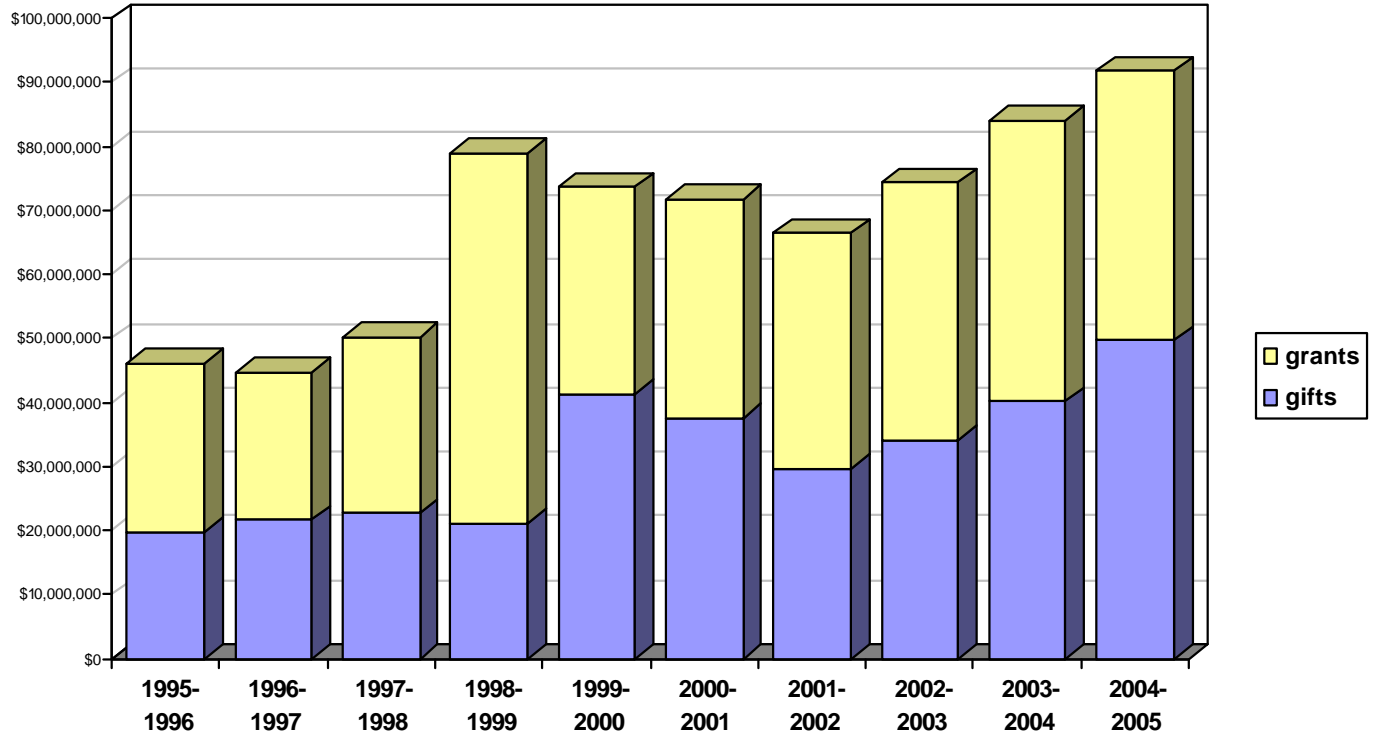


Source: UW Office of Development

Fiscal Year Contribution Totals			
Fiscal Year	Gifts	Grants	Total Contributions
2004- 2005	\$49,716,596	\$41,951,820	\$91,668,416
2003- 2004	\$128,174,367	\$71,603,323	\$199,777,690
2002- 2003	\$192,573,183	\$118,677,722	\$311,250,905
2001- 2002	\$137,959,340	\$100,820,547	\$238,779,887
2000- 2001	\$134,805,190	\$97,112,979	\$231,918,169
1999- 2000	\$134,037,997	\$91,536,165	\$225,574,162
1998- 1999	\$102,925,077	\$107,619,586	\$210,544,663
1997- 1998	\$84,718,016	\$85,276,615	\$169,994,631
1996- 1997	\$81,892,963	\$67,425,874	\$149,318,837
1995- 1996	\$85,036,511	\$69,150,088	\$154,186,599

This graph compares the current fiscal year's contribution totals to each of the previous nine fiscal year's contribution totals.

Year To Date Contribution Totals

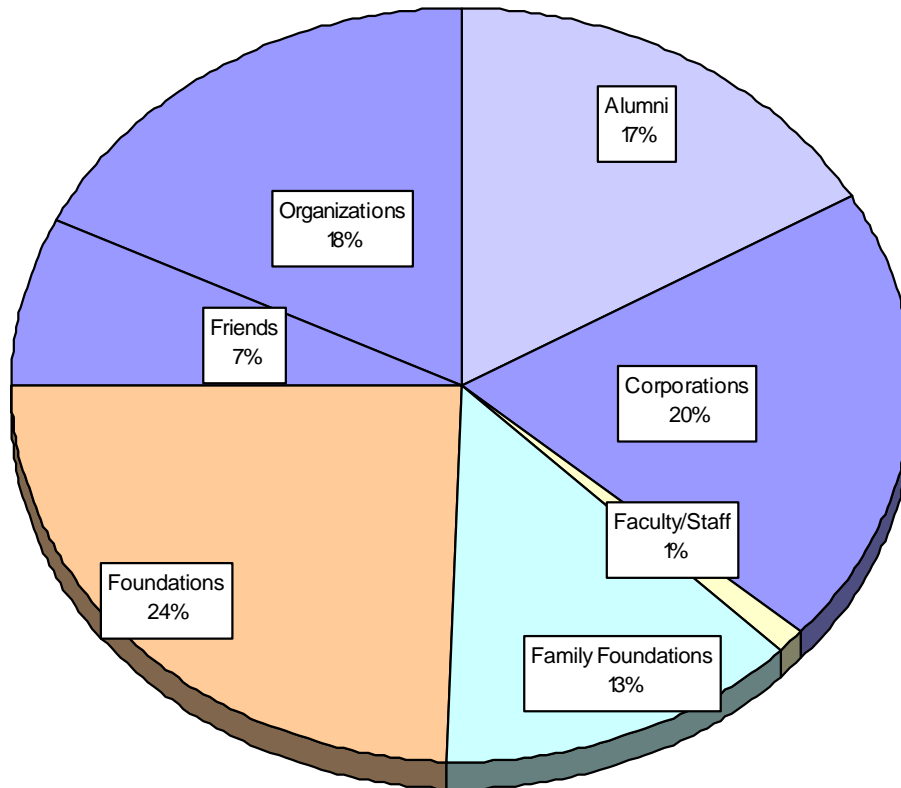


Source: UW Office of Development

Year To Date Contribution Totals			
Fiscal Year	Gifts	Grants	Total Contributions
2004- 2005	\$49,716,596	\$41,951,820	\$91,668,416
2003- 2004	\$40,115,399	\$43,839,685	\$83,955,084
2002- 2003	\$34,187,163	\$40,154,560	\$74,341,723
2001- 2002	\$29,673,079	\$36,734,510	\$66,407,590
2000- 2001	\$37,543,479	\$34,169,985	\$71,713,464
1999- 2000	\$41,262,818	\$32,387,391	\$73,650,209
1998- 1999	\$21,169,306	\$57,685,616	\$78,854,922
1997- 1998	\$22,598,189	\$27,621,325	\$50,219,514
1996- 1997	\$21,643,190	\$23,059,625	\$44,702,815
1995- 1996	\$19,762,199	\$26,226,599	\$45,988,798

This graph compares the current fiscal year's contribution totals to each of the previous nine fiscal year's contribution totals.

Development Activity by Donor Type in Current Fiscal Year



Source: UW Office of Development

Donor Type Totals						
Donor Type	Year to Date Total		Prior Year to Date Total		Prior Fiscal Year Total	
	Donors	Donor Value	Donors	Donor Value	Donors	Donor Value
Alumni	18,331	\$15,360,951	20,764	\$10,055,762	49,719	\$37,211,864
Corporations	1,222	\$18,065,601	1,212	\$20,637,986	3,760	\$46,349,831
Faculty/Staff	2,020	\$1,022,295	1,782	\$1,642,901	3,171	\$3,335,421
Family Foundations	78	\$11,973,181	74	\$11,294,937	161	\$21,205,792
Foundations	199	\$22,285,480	217	\$17,940,190	387	\$34,932,399
Friends	10,799	\$6,754,950	9,311	\$6,944,957	34,361	\$27,532,116
Organizations	250	\$16,205,959	221	\$15,438,351	494	\$29,210,266

This graph shows the sources of contributions for the current year to date.

Alumni Participation by Constituency

	Current Fiscal Year to Date			Previous Fiscal Year to Date			
	Solicitible	Donors	Partic. Rate	Solicitible	Donors	Partic. Rate	Final %
UW Seattle							
UW Medicine	15,842	1,308	8.3%	16,430	1,258	7.7%	19.6%
Architecture	7,192	370	5.1%	7,307	557	7.6%	18.9%
Arts and Sciences	121,216	8,020	6.6%	128,104	8,585	6.7%	15.8%
Business School	34,015	2,909	8.6%	35,210	3,156	9.0%	22.0%
Dentistry	4,301	492	11.4%	4,312	582	13.5%	31.3%
Education	18,677	1,246	6.7%	20,049	1,374	6.9%	18.9%
Engineering	29,399	1,970	6.7%	30,589	2,204	7.2%	16.6%
Evans Schl. Of Pub. Affairs	1,872	145	7.7%	1,797	151	8.4%	23.9%
Forest Resources	4,382	252	5.8%	4,468	287	6.4%	17.6%
Interdisc. Grad. Programs	1,161	77	6.6%	1,128	125	11.1%	22.5%
Interschool Programs	241	16	6.6%	219	12	5.5%	16.9%
Information School	3,786	412	10.9%	3,869	428	11.1%	23.0%
Law	7,070	474	6.7%	7,008	597	8.5%	25.6%
School Of Nursing	7,976	737	9.2%	8,092	1,019	12.6%	24.8%
Ocean & Fisheries	3,560	179	5.0%	3,705	242	6.5%	18.1%
Pharmacy	3,147	257	8.2%	3,159	447	14.2%	31.9%
Public Health	3,139	249	7.9%	3,044	327	10.7%	21.4%
Social Work	5,707	291	5.1%	6,008	519	8.6%	16.3%
Undergrad. Interdisc. Programs	67	5	7.5%	44	4	9.1%	25.0%
UW Bothell	3,580	177	4.9%	3,258	181	5.6%	12.8%
UW Tacoma	4,016	146	3.6%	3,595	157	4.4%	12.5%
Unspecified	11,614	961	8.3%	12,900	1,099	8.5%	22.1%
All UW Total	267,179	18,331	6.9%	278,939	20,764	7.4%	17.8%

Source: UW Office of Development