

VII. STANDING COMMITTEES

B. Finance and Audit Committee

Grant and Contract Awards – December, 2004

RECOMMENDED ACTION:

It is the recommendation of the administration and the Finance and Audit Committee that the Board of Regents accept the Grant and Contract Awards as presented on the attached list.

Attachment: Grant and Contract Awards Summary
Report of Grant and Contract Awards of
\$1,000,000 or More

Grant and Contract Awards Summary

to

The Board of Regents

of the

University of Washington

for

December 2004

Office of Research

Office of Sponsored Programs

Table of Contents

	Page
Award Highlights	2
Graphic Summary of Award Activity	3
Summary of Grant and Contract Awards	4
Comparison of Grant and Contract Awards by Agency	5
Comparison of Grant and Contract Awards by School/College	6
Listing of Awards for College of Arts and Sciences by Department	7
Summary of Grant Awards - Excluding Private Awards	8
Summary of Private Grant Awards	9
Summary of Contract Awards	10

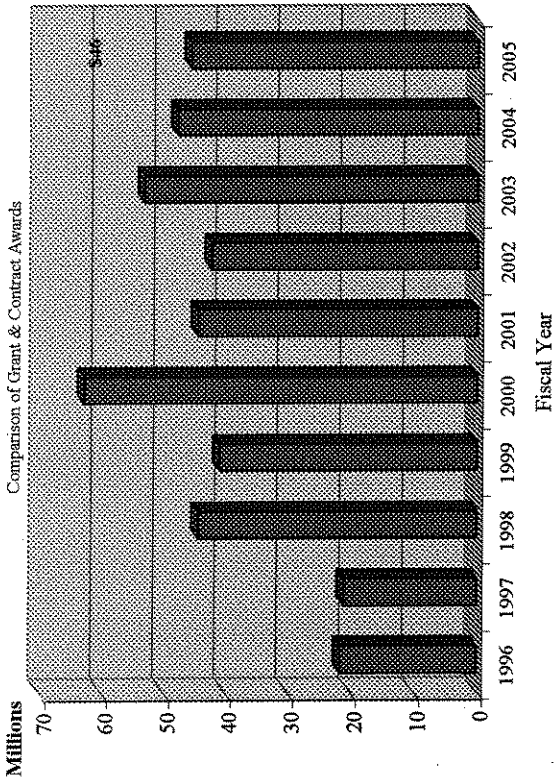
DECEMBER HIGHLIGHTS

The United States Agency for International Development awarded a grant in the amount of \$1,300,000 for a project under the direction of Senior Lecturer Ann E. Downer of the Department of Health Services entitled "Improving HIV/AIDS Training and Service Delivery In The Caribbean." These funds support the first year activities of a five year program totaling an estimated \$6,000,000. The purpose of this project is to increase availability of and access to quality HIV/AIDS care and treatment services in the Caribbean. The scientists will coordinate technical assistance to the countries of the area in order to increase the number of and widen the distribution of HIV specialty trained health care providers. A secondary aim is to assure transfer of clinical training capacity to indigenous institutions and trainers.

The Oregon Health Sciences University awarded a grant of \$131,998 for a project under the direction of Associate Professor Parker MacReady of the School of Oceanography entitled "A Pilot Coastal Ocean Observation for the Estuaries and Shores of Oregon and Washington." These are federal pass through funds from the National Oceanic and Atmospheric Administration. The Principal Investigator will initiate the development of an operational coastal ocean observatory to address the scientific information needs of federal, state and local agencies responsible for natural resource management and land-use planning in coastal communities of the Pacific Northwest. The result will be a framework for regional integration, certification and expansion of disparate existing observation and modeling capabilities for the estuaries and shores of Oregon and Washington.

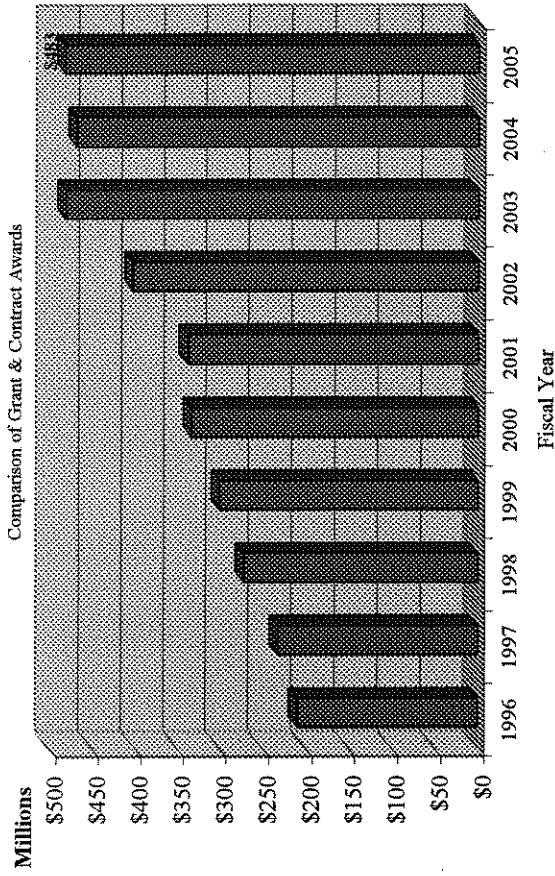
DECEMBER ONLY

Comparison of Grant & Contract Awards



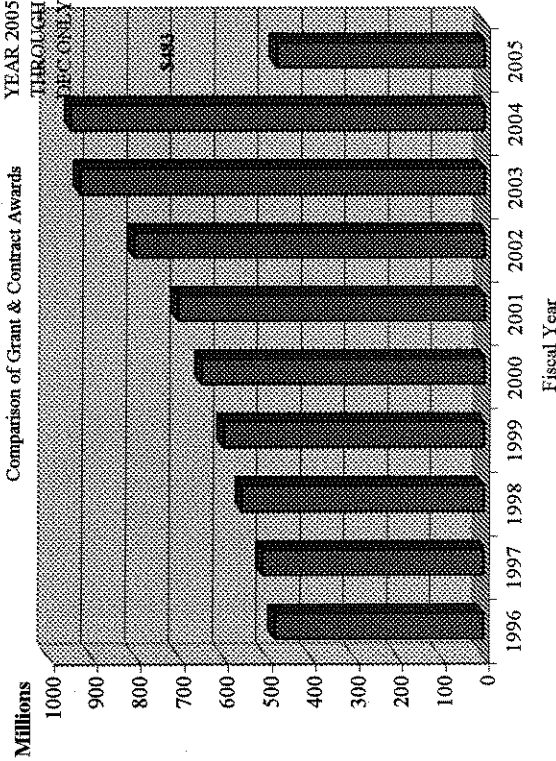
YEAR-TO-DATE

Comparison of Grant & Contract Awards



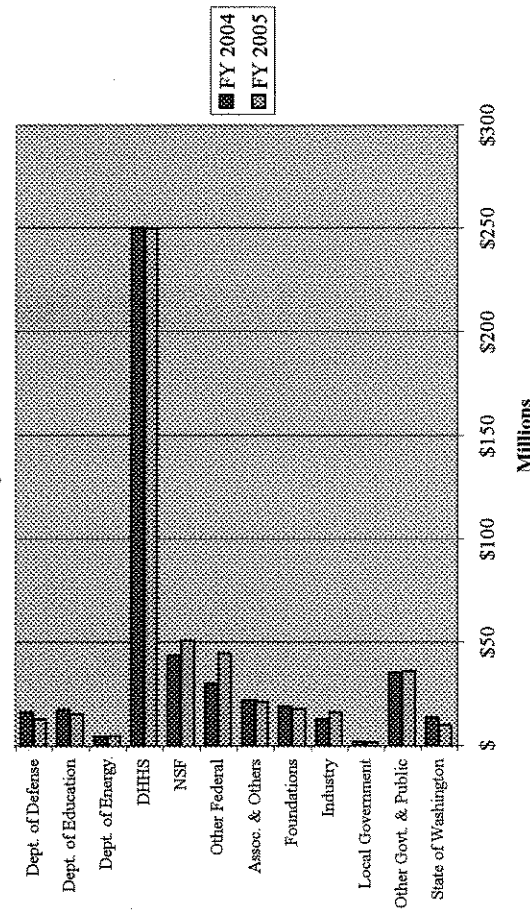
COMPLETE FISCAL YEAR

Comparison of Grant & Contract Awards



JULY THROUGH DECEMBER

Two Year Comparison of Grant & Contract Awards



Summary of Grant and Contract Awards
Fiscal Year 2004-2005

Month	RESEARCH		TRAINING		Total
	Federal	Non-Federal	Federal	Non-Federal	Grants and Contracts
July	\$59,948,697	\$15,490,944	\$6,142,165	\$2,586,862	\$84,168,668
August	\$82,841,472	\$16,029,595	\$8,528,029	\$2,376,175	\$109,775,271
September	\$97,039,843	\$14,184,402	\$13,804,079	\$4,691,741	\$129,720,065
October	\$47,512,914	\$15,994,709	\$10,144,334	\$5,762,687	\$79,414,644
November	\$11,718,550	\$12,792,667	\$7,763,675	\$1,809,803	\$34,084,695
December	\$22,620,816	\$11,009,686	\$11,259,228	\$936,242	\$45,825,972
January					
February					
March					
April					
May					
June					
Current Year to Date	\$321,682,292	\$85,502,003	\$57,641,510	\$18,163,510	\$482,989,315
Previous Year to Date	\$316,533,865	\$87,936,681	\$46,605,154	\$18,131,641	\$469,207,341
Over (Under) Previous Year	\$5,148,427	(\$2,434,678)	\$11,036,356	\$31,869	\$13,781,974

Assuming acceptance of all awards by the Board of Regents

Comparison of Grant and Contract Awards by Agency
Fiscal Years 2003-2004 and 2004-2005

Agency	July-Dec FY04	July-Dec FY05
Department of Defense	\$16,468,718	\$13,108,371
Department of Education	\$17,523,627	\$15,493,924
Department of Energy	\$4,634,543	\$4,945,052
Dept. of Health and Human Services	\$250,205,314	\$249,929,024
National Science Foundation	\$43,955,817	\$51,123,358
Other Federal	\$30,351,000	\$44,724,073
Subtotal for Federal:	\$363,139,019	\$379,323,802
Associations Others	\$22,220,044	\$21,247,619
Foundations	\$19,171,152	\$18,004,871
Industry	\$12,958,199	\$16,411,185
Local Government	\$2,172,356	\$1,758,116
Other Government and Public Agencies	\$35,505,866	\$36,128,289
State of Washington	\$14,040,705	\$10,115,433
Subtotal for Non-Federal:	\$106,068,322	\$103,665,513
Grand Total :	\$469,207,341	\$482,989,315
Amount of Increase (Decrease):		\$13,781,974
Percent of Increase (Decrease):		2.9%

Assuming acceptance of all awards by the Board of Regents

Comparison of Grant and Contract Awards by School/College
Fiscal Years 2003-2004 and 2004-2005

School/College	July-Dec FY04	July-Dec FY05
Upper Campus		
Achitecture and Urban Planning	\$846,869	\$301,897
Arts and Science	\$48,984,477	\$35,834,864
Business Administration	\$0	\$396,250
Education	\$6,395,661	\$9,444,975
Engineering	\$43,240,987	\$41,016,608
Evans School of Public Affairs	\$8,677,758	\$5,680,684
Forest Resources	\$3,870,508	\$3,308,599
Graduate School	\$910,018	\$903,806
Information School	\$1,021,245	\$1,103,769
Law	\$0	\$2,101,778
Ocean and Fishery Sciences	\$30,406,556	\$35,109,936
Office of Research	\$7,636,994	\$15,679,268
Social Work	\$13,303,371	\$11,969,730
Undergraduate Education	\$118,897	\$141,228
Subtotal :	\$165,413,341	\$162,993,392
Health Sciences		
Dentistry	\$9,800,826	\$5,655,318
Medicine	\$228,185,508	\$217,332,421
Nursing	\$10,206,758	\$8,053,511
Pharmacy	\$6,724,767	\$6,509,700
Public Health and Community Medicine	\$30,209,273	\$53,300,747
Subtotal :	\$285,127,132	\$290,851,697
Special Programs		
Health Sciences Special Programs	\$9,907,988	\$17,807,345
Other Special Programs	\$8,338,252	\$9,661,025
Subtotal :	\$18,246,240	\$27,468,370
Branch Campuses		
Branch Campuses (Bothell)	\$329,628	\$1,508,788
Branch Campuses (Tacoma)	\$91,000	\$167,068
Subtotal :	\$420,628	\$1,675,856
Grand Total :	\$469,207,341	\$482,989,315

Assuming acceptance of all awards by the Board of Regents

List of Awards for Arts and Sciences

Department	July-Dec FY04	July-Dec FY05
Center for Humanities	\$10,000	\$0
Center for Statistics and the Social Sciences	\$443,204	\$296,482
Center for Studies in Demography and Ecology	\$1,138,241	\$412,741
College of Arts and Sciences	\$0	\$1,150,692
Department of Anthropology	\$548,007	\$283,826
Department of Applied Mathematics	\$918,860	\$456,546
Department of Asian Languages and Literature	\$0	\$10,000
Department of Astronomy	\$1,069,100	\$849,250
Department of Atmospheric Sciences	\$6,267,368	\$2,637,245
Department of Biology	\$8,633,951	\$2,902,858
Department of Chemistry	\$10,608,976	\$9,028,105
Department of Classics	\$44,656	\$0
Department of Communication	\$376,494	\$889,500
Department of Earth and Space Sciences	\$2,912,269	\$4,115,457
Department of English	\$3,000	\$0
Department of Geography	\$1,274,023	\$311,978
Department of Germanics	\$36,000	\$36,000
Department of History	\$16,005	\$40,000
Department of Mathematics	\$588,953	\$3,120,227
Department of Near Eastern Languages & Civilization	\$314,550	\$2,000
Department of Physics	\$1,818,232	\$2,869,755
Department of Political Science	\$121,577	\$0
Department of Psychology	\$5,136,622	\$3,375,554
Department of Scandinavian Languages and Literature	\$27,273	\$27,273
Department of Sociology	\$170,705	\$93,964
Department of Speech and Hearing Sciences	\$379,149	\$137,545
Department of Statistics	\$787,594	\$719,209
Henry M. Jackson School of International Studies	\$4,807,640	\$1,308,470
Institute for Nuclear Theory	\$161,700	\$195,000
Public Performing Arts	\$11,356	\$0
Sociology	\$0	\$22,718
Thomas Burke Memorial Washington State Museum	\$358,972	\$542,469
	\$48,984,477	\$35,834,864

Assuming acceptance of all awards by the Board of Regents

Summary of Grant Awards

Fiscal Year 2004-2005

(Excluding Private Awards from Foundations, Industry, Associations and Other)

Month	RESEARCH		TRAINING		Total Grants
	Federal	Non-Federal	Federal	Non-Federal	
July	\$55,974,193	\$6,566,850	\$5,628,040	\$419,247	\$68,588,330
August	\$81,537,111	\$3,607,384	\$8,409,062	\$286,194	\$93,839,751
September	\$91,915,174	\$4,443,388	\$13,472,578	\$2,050,573	\$111,881,713
October	\$38,700,760	\$3,127,126	\$10,006,094	\$587,266	\$52,421,246
November	\$10,112,191	\$5,475,868	\$7,364,454	\$195,093	\$23,147,606
December	\$19,875,113	\$3,182,322	\$11,174,372	\$73,083	\$34,304,890
January					
February					
March					
April					
May					
June					
Year to Date	\$298,114,542	\$26,402,938	\$56,054,600	\$3,611,456	\$384,183,536

Assuming acceptance of all awards by the Board of Regents

Summary of Grant Awards

Fiscal Year 2004-2005

(Private Awards from Foundations, Industry, Associations and Other)

Month	RESEARCH	TRAINING	Total Grants
July	\$4,689,311	\$1,326,279	\$6,015,590
August	\$6,122,163	\$1,311,941	\$7,434,104
September	\$4,654,889	\$1,752,306	\$6,407,195
October	\$9,071,080	\$602,381	\$9,673,461
November	\$4,857,082	\$1,482,411	\$6,339,493
December	\$4,783,350	\$670,728	\$5,454,078
January			
February			
March			
April			
May			
June			
Year to Date	\$34,177,875	\$7,146,046	\$41,323,921

Assuming acceptance of all awards by the Board of Regents

Summary of Contract Awards

Fiscal Year 2004-2005

Month	RESEARCH		TRAINING		Total Contracts
	Federal	Non-Federal	Federal	Non-Federal	
July	\$3,974,504	\$4,234,783	\$514,125	\$841,336	\$9,564,748
August	\$1,304,361	\$6,300,048	\$118,967	\$778,040	\$8,501,416
September	\$5,124,669	\$5,086,125	\$331,501	\$888,862	\$11,431,157
October	\$8,812,154	\$3,796,503	\$138,240	\$4,573,040	\$17,319,937
November	\$1,606,359	\$2,459,717	\$399,221	\$132,299	\$4,597,596
December	\$2,745,703	\$3,044,014	\$84,856	\$192,431	\$6,067,004
January					
February					
March					
April					
May					
June					
Year to Date	\$23,567,750	\$24,921,190	\$1,586,910	\$7,406,008	\$57,481,858

Assuming acceptance of all awards by the Board of Regents

**Report of Grant and Contract Awards
Of \$1,000,000 or More**

December 2004

**Requiring Action of
The Board of Regents**

**of the
University of Washington**

**Office of Research
Office of Sponsored Programs**

Table of Contents

	Page
Detail of Grant Awards - Excluding Private Grants	2
Detail of Contracts	4

Detail of Grant Awards (Excluding Private Awards) for
December 2004

FEDERAL

DEPARTMENT OF DEFENSE

U.S. Department of the Army

To: MEHMET SARIKAYA, PROFESSOR \$1,093,200
DEPARTMENT OF MATERIALS SCIENCE AND ENGINEERING
For: GENETICALLY ENGINEERED PROTEINS FOR FUNCTIONAL INORGANICS

Eff: 5/1/2001

Department of Defense Subtotal: \$1,093,200

DEPT. OF HEALTH AND HUMAN SERVICES

Health Resources and Services Administration

To: KING K. HOLMES, PROFESSOR \$8,877,718
DEPARTMENT OF MEDICINE
For: INTERNATIONAL AIDS EDUCATIONAL TRAINING CENTER

Eff: 10/1/2003

National Institutes of Health

To: JERRY P. PALMER, PROFESSOR \$1,353,532
DEPARTMENT OF MEDICINE
For: DIABETES ENDOCRINOLOGY RESEARCH CENTER

Eff: 12/1/2004

To: SIDNEY D. NELSON, PROFESSOR/DEAN \$1,287,161
REGIONAL PRIMATE RESEARCH CENTER
For: WASHINGTON NATIONAL PRIMATE RESEARCH CENTER

Eff: 5/1/2004

Dept. of Health and Human Services Subtotal: \$11,518,411

OTHER FEDERAL

U.S. Department of State

To: VERONICA TAYLOR, PROFESSOR \$1,999,998
SCHOOL OF LAW
For: U.S. - AFGHAN LL.M./CERTIFICATE PROGRAM FOR AFGHAN LEGAL SCHOLARS

Eff: 11/1/2004

**Detail of Grant Awards (Excluding Private Awards) for
December 2004**

Other Federal Subtotal:

\$1,999,998

Total for Federal:

\$14,611,609

**Detail of Contract Awards for
December 2004**

FEDERAL

OTHER FEDERAL

Agency for International Development

To: ANN E. DOWNER, SENIOR LECTURER \$1,300,000
DEPARTMENT OF HEALTH SERVICES
For: IMPROVING HIV/AIDS TRAINING AND SERVICE DELIVERY IN THE CARIBBEAN

Eff: 11/16/2004

Other Federal Subtotal:

\$1,300,000

Total for Federal:

\$1,300,000

Total Awards \$1,000,000 or Greater:

\$15,911,609