

VII. STANDING COMMITTEES

B. Finance and Audit Committee

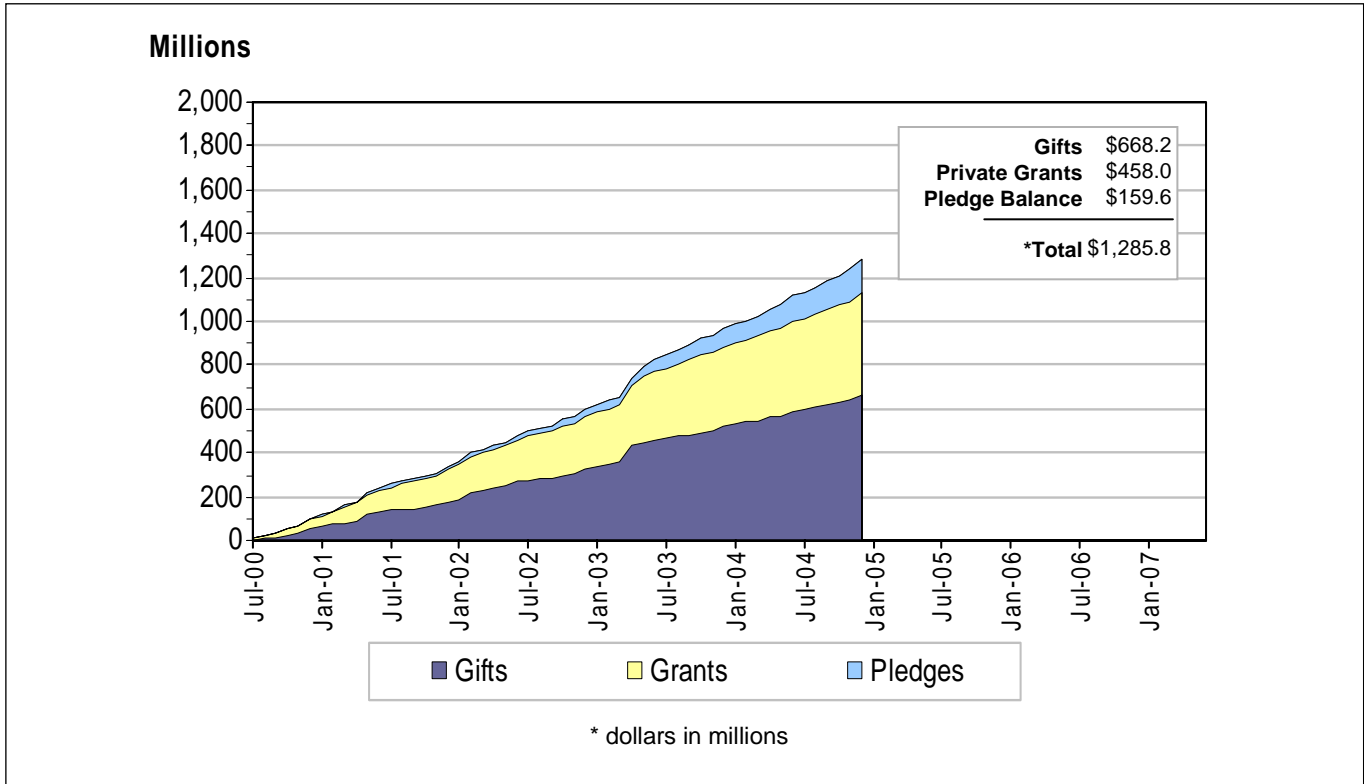
UW

**Report of
Contributions**

University of Washington
University of Washington Foundation

December 2004

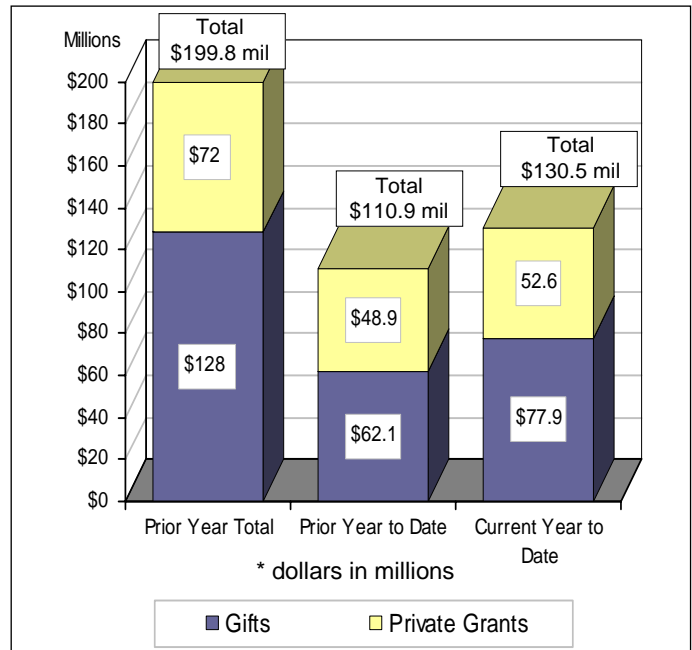
Campaign Progress Since July 1, 2000



Data Points

- \$1,285,754,172 has been raised toward our campaign goal of \$2 billion.
- The UW received \$37.2 million in total private voluntary support (\$28.2 million in gifts and \$9 million in grants) in December.
- Areas including Arts & Sciences, UW Bothell, Business, Dentistry, Education, Engineering, Information School, Intercollegiate Athletics, Libraries, UW Medicine, Ocean and Fisheries, Pharmacy, Public Health and Social Work are ahead of last year's year-to-date totals.

Current Gift and Private Grant Totals



December Gifts and Impact

Selected gifts representing private support for one of the University of Washington's key fundraising priorities -- student, faculty, program and facility support.^{RAFT}

Benjamin Hall, Ph.D. and Margaret Hall, Ph.D. - \$450,000 to the College of Arts and Sciences

- Professor Benjamin and Dr. Margaret Hall have made a \$1 million commitment to fund fellowships in the Department of Biology at the University of Washington. Their gift will receive \$500,000 in matching funds via the UW Matching Initiative.
- Professor Hall was a member of the UW Department of Genetics from 1963 to 1994, and currently holds a half-time position in the Department of Botany. His work on yeast genetics led to a manufacturing process for the hepatitis B vaccine that has generated over \$100 million in royalties for the University of Washington and the Washington Research Foundation. Professor Hall received the University's first "Inventor of the Year" award in 2004.
- Dr. Margaret Hall received her Education Certificate from the University of Washington in 1967 and went on to earn her Master's Degree (1975) and Ph.D. (1984) in History. She has taught elementary and high school and is affiliated with the Benjamin and Margaret Hall Foundation.

Guy L. Tribble, M.D. - \$250,810 to UW Medicine

- Dr. Guy L. (Bud) Tribble has created the Wayne Crill Endowed Professorship to attract and retain a distinguished faculty member in the Department of Physiology and Biophysics at the UW. This gift is the first contribution on a \$334,000 pledge that will receive matching funds from the UW Matching Initiative, making it a fully-funded professorship.
- Bud Tribble studied under Dr. Wayne Crill, professor and chair of the Department of Physiology and Biophysics and an internationally renowned expert on the functions of the nervous system, and decided to honor Dr. Crill's work with an endowed professorship in the School of Medicine. Dr. Tribble received his M.D. and Ph.D. in Physiology and Biophysics in 1983.
- Bud Tribble is currently VP for Software at Apple Computers. He was the principal architect of the original Macintosh Computer and co-founded NeXT, Inc., which developed the NEXTSTEP hardware and operating system currently used by Apple's Mac computers.

Gary and Danielle Yoakam - \$20,000 to Scholarships and Student Programs

- Mr. and Mrs. Yoakam are Olympia residents who have decided to give back to their community by providing scholarship funds for area students to attend UW.
- This gift is the first payment on a \$100,000 pledge to create the Gary and Danielle Burgoyne Yoakam Endowed Scholarship, which will receive \$50,000 in UW Matching Funds.
- The scholarships will be awarded to entering freshmen from the Tumwater School District and will be based on financial need; Mr. and Mrs. Yoakam believe that education can be life-changing and hope that their gift will enable greater educational opportunity for low-income students.



Report of Contributions

University of Washington
University of Washington Foundation

December 2004

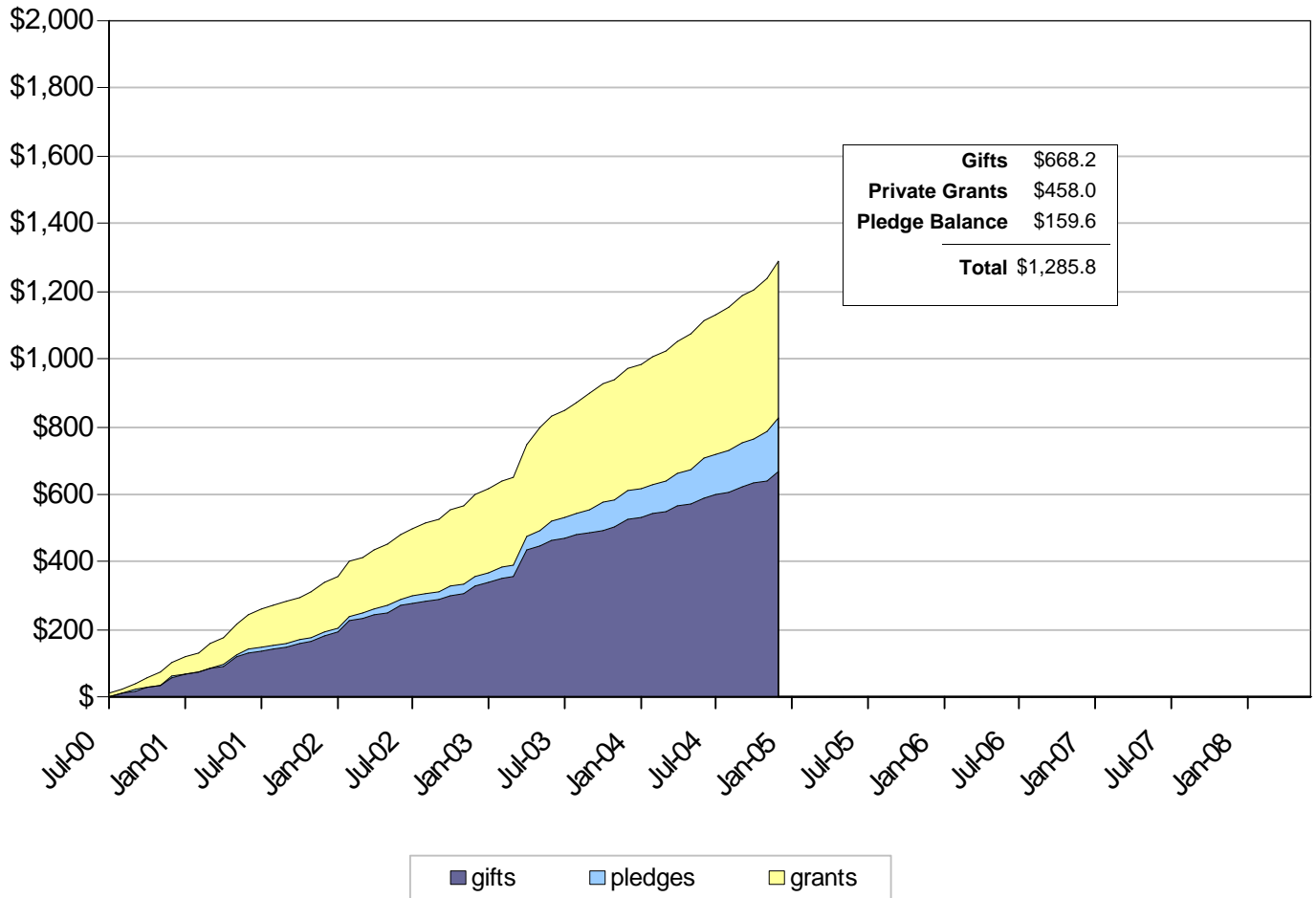
Prepared By:
Office of Development & Alumni Relations
Advancement Services
Information Management

Report Name	Page
Campaign Progress to Date*	1
Campaign Progress by Giving Level*	2
Campaign Progress Pyramid*	3
Campaign Progress by Constituency*	4
Campaign Theme Progress*	5
Development Area Summary - Total Private Voluntary Support	6
Development Area Summary - Gifts and Private Grants	7
Development Area Summary - Gifts	8
Complete Fiscal Year Comparison	9
Year to Date Contribution Totals	10
Development Activity by Donor Type	11
Alumni Participation by Constituency	12

*All Campaign totals represented are from July 1, 2000 through the end of the preceeding calendar month. Please note that grant revenue totals in Campaign Reports may contain clinical trials. Fundraising totals from all affiliated non-profit organizations' are also included in UW Campaign totals.

Annual reporting is July 1, 2003 through the end of the preceeding calendar month.

Campaign Progress to Date



Source: UW Office of Development

Summarizes Total Private Voluntary Support since July 1, 2000. Testamentary Commitments included in Pledge Balance total. All dollar totals in millions.

Campaign Progress by Giving Level

Dollars Raised

Gifts and Pledges

Giving Level *	Alumni	Non Alumni	Family Fndns.	Corporations	Foundations	Other Orgs.	Total
\$100M+	\$0	\$32,720	\$87,083,337	\$0	\$0	\$0	\$87,116,057
\$50M - \$99,999,999	\$0	\$0	\$0	\$0	\$0	\$0	\$0
\$10M - \$49,999,999	\$28,643,062	\$45,809,997	\$20,512,500	\$19,804,632	\$20,456,061	\$0	\$135,226,252
\$5M - \$9,999,999	\$15,090,084	\$5,005,500	\$0	\$21,530,261	\$21,092,267	\$20,738,747	\$83,456,859
\$1M - \$4,999,999	\$63,881,082	\$43,132,914	\$20,794,319	\$46,133,217	\$31,038,816	\$4,251,032	\$209,231,380
\$100,000 - \$999,999	\$58,991,324	\$47,583,452	\$16,126,737	\$29,145,837	\$15,726,234	\$8,581,289	\$176,154,873
\$25,000 - \$99,999	\$16,711,096	\$13,341,624	\$1,891,834	\$11,665,373	\$3,011,164	\$2,690,211	\$49,311,303
\$10,000 - \$24,999	\$9,995,840	\$7,439,215	\$753,790	\$5,693,730	\$943,108	\$1,029,113	\$25,854,796
\$5,000 - \$9,999	\$7,968,514	\$5,959,963	\$249,236	\$3,323,674	\$320,062	\$471,912	\$18,293,361
\$2,000 - \$4,999	\$7,823,906	\$6,223,247	\$71,388	\$2,556,232	\$213,013	\$310,937	\$17,198,722
\$1,000 - \$1,999	\$3,562,285	\$2,955,459	\$26,010	\$1,052,300	\$72,784	\$137,557	\$7,806,395
\$500 - \$999	\$3,403,465	\$2,351,161	\$6,006	\$556,803	\$23,455	\$69,195	\$6,410,085
\$250 - \$499	\$2,767,231	\$2,044,594	\$1,550	\$250,840	\$8,882	\$38,346	\$5,111,443
\$100 - \$249	\$2,354,589	\$1,667,733	\$1,410	\$229,466	\$7,495	\$24,712	\$4,285,404
\$1 - \$99	\$1,355,265	\$916,400	\$104	\$57,834	\$818	\$8,309	\$2,338,730
Gift / Pledge Total	\$222,547,741	\$184,463,978	\$147,518,221	\$142,000,198	\$92,914,159	\$38,351,362	\$827,795,659
Private Grant Total							\$457,958,513

Donor Counts

Giving Level	Alumni	Non Alumni	Family Fndns.	Corporations	Foundations	Other Orgs.	Total
\$100M+	0	2	1	0	0	0	3
\$50M - \$99,999,999	0	0	0	0	0	0	0
\$10M - \$49,999,999	6	8	2	2	3	0	21
\$5M - \$9,999,999	4	4	0	7	5	7	27
\$1M - \$4,999,999	66	68	13	42	36	28	253
\$100,000 - \$999,999	339	357	62	333	148	145	1,384
\$25,000 - \$99,999	663	590	53	488	121	159	2,074
\$10,000 - \$24,999	1,210	1,058	55	549	85	127	3,084
\$5,000 - \$9,999	2,111	1,765	41	619	69	93	4,698
\$2,000 - \$4,999	4,370	3,819	26	1,013	84	130	9,442
\$1,000 - \$1,999	4,220	4,039	22	983	62	129	9,455
\$500 - \$999	7,319	5,994	12	1,023	38	120	14,506
\$250 - \$499	10,727	9,143	5	884	27	125	20,911
\$100 - \$249	19,679	16,340	10	1,807	54	191	38,081
\$1 - \$99	34,386	30,354	3	1,476	17	238	66,474
Total	85,100	73,541	305	9,226	749	1,492	170,413


Source: UW Office of Development

This report shows the count of distinct donors and campaign total by giving level and donor type since July 1, 2000. *"Giving Level" is determined by summing of all gift record types(including grants); however only gifts and pledges are used to calculate dollar totals in the "Dollars Raised" chart.

Job Number: 63667

December 2004

Campaign Progress Pyramid - Since July 1, 2000


Campaign Total: \$1,285,754,172
***Campaign Working Goal: \$2,000,000,000**
Percent Complete: 64.3%

Source: UW Office of Development

The counts of distinct donors and fundraising totals by giving level are shown. *Unit campaign goals are still being finalized. Pyramid Levels are determined by summing all gift record types(including grants); however only gifts and pledges are used to calculate dollar totals displayed.

Job Number: 63667

December 2004

Campaign Progress by Constituency

	Gifts	Irrevocable Deferred Gifts		Active Pledges	Testamentary Commitments		Private Grants	Campaign - Private Voluntary Support		
		Donor Value	Discount Value		Donor Value	Discount Value		Total	* Working Goal	% of Goal
UW Medicine	\$201,008,962	\$9,576,291	\$4,316,607	\$21,743,847	\$16,714,853	\$3,817,119	\$229,118,670	\$478,162,623	\$1,000,000,000	47.8%
Architecture	\$5,647,540	\$244,117	\$78,098	\$672,107	\$0	\$0	\$1,142,909	\$7,706,673	\$19,150,000	40.2%
Arts and Sciences	\$67,684,086	\$4,265,174	\$2,164,137	\$9,486,179	\$6,974,000	\$4,106,597	\$51,884,956	\$140,294,395	\$240,000,000	58.5%
Broadcast Services	\$28,764,167	\$0	\$0	\$12,182	\$0	\$0	\$0	\$28,776,349	N/A	N/A
Business School	\$39,458,342	\$741,794	\$337,793	\$31,041,140	\$2,400,271	\$1,791,119	\$190,200	\$73,831,747	\$188,000,000	39.3%
Dentistry	\$5,259,109	\$20,000	\$7,801	\$803,297	\$100,000	\$41,408	\$3,387,559	\$9,569,965	\$22,100,000	43.3%
Education	\$7,266,469	\$0	\$0	\$3,297,844	\$0	\$0	\$7,883,747	\$18,448,060	\$23,000,000	80.2%
Engineering	\$95,220,656	\$1,398,700	\$566,577	\$9,668,899	\$1,750,000	\$1,124,333	\$45,191,314	\$153,229,570	\$250,000,000	61.3%
Evans Schl. of Pub. Affairs	\$8,455,760	\$52,994	\$18,215	\$675,901	\$500,000	\$265,793	\$30,461,718	\$40,146,374	\$40,000,000	100.4%
Forest Resources	\$5,326,466	\$646,572	\$439,763	\$468,870	\$1,250,000	\$637,648	\$2,369,590	\$10,061,498	\$17,700,000	56.8%
Friday Harbor Labs	\$4,961,249	\$153,242	\$24,284	\$525,125	\$695,000	\$438,421	\$765,000	\$7,099,616	\$12,000,000	59.2%
Information School	\$2,256,578	\$0	\$0	\$117,688	\$100,000	\$64,666	\$818,952	\$3,293,218	\$5,000,000	65.9%
Intercollegiate Athletics	\$62,011,853	\$190,582	\$93,990	\$4,822,122	\$0	\$0	\$0	\$67,024,556	\$110,000,000	60.9%
Law	\$21,890,272	\$1,292	\$1,292	\$1,718,542	\$0	\$0	\$817,947	\$24,428,053	\$70,000,000	34.9%
Libraries	\$3,640,839	\$427,146	\$265,714	\$79,646	\$772,000	\$379,527	\$410,326	\$5,329,956	\$9,000,000	59.2%
Nursing	\$6,034,697	\$275,000	\$119,617	\$1,116,399	\$1,475,000	\$869,595	\$6,131,632	\$15,032,728	\$24,000,000	62.6%
Ocean and Fisheries	\$9,386,676	\$562,500	\$187,134	\$1,009,907	\$0	\$0	\$12,934,647	\$23,893,730	\$34,000,000	70.3%
Pharmacy	\$5,708,183	\$0	\$0	\$388,021	\$0	\$0	\$3,224,493	\$9,320,697	\$10,260,000	90.8%
President's Funds	\$4,311,613	\$274,582	\$124,004	\$609,238	\$1,750,000	\$823,656	\$0	\$6,945,432	N/A	N/A
Public Health	\$12,324,272	\$50,259	\$24,777	\$717,155	\$0	\$0	\$46,733,017	\$59,824,703	\$90,000,000	66.5%
Scholar. & Student Progs.	\$18,637,650	\$321,293	\$97,431	\$2,526,318	\$550,000	\$239,963	\$501,568	\$22,536,830	\$40,000,000	56.3%
Social Work	\$1,400,200	\$165,797	\$33,243	\$193,825	\$0	\$0	\$4,199,019	\$5,958,841	\$10,000,000	59.6%
University Press	\$1,143,083	\$83,788	\$35,275	\$31,774	\$0	\$0	\$0	\$1,258,645	\$3,000,000	42.0%
University Support	\$17,735,470	\$808,240	\$579,069	\$8,957,348	\$12,521,091	\$4,500,384	\$9,671,049	\$49,693,199	N/A	N/A
UW Bothell	\$1,906,127	\$0	\$0	\$247,257	\$0	\$0	\$50,500	\$2,203,884	\$5,700,000	38.7%
UW Tacoma	\$10,331,178	\$150,000	\$150,000	\$10,531,952	\$600,000	\$303,041	\$69,700	\$21,682,831	\$30,000,000	72.3%
All UW Total	\$647,771,498	\$20,409,362	\$9,664,821	\$111,462,584	\$48,152,215	\$19,403,270	\$457,958,513	\$1,285,754,172	\$2,000,000,000	64.3%

Source: UW Office of Development

Fundraising progress toward campaign working goals by constituency area (school/college/program). Campaign total is the sum of gifts, grants, active pledges and donor values of irrevocable deferred gifts and testamentary commitments. "N/A" is not applicable. *Unit campaign working goals are still being finalized.

Campaign Funding Theme Progress - July 2000 to Present

	Current Use	Endowment	Total
Student Support	\$57,954,904	\$72,204,579	\$130,159,484
Faculty Support	\$65,381,013	\$74,718,179	\$140,099,192
Program Support for Faculty and Students	\$561,363,709	\$70,299,095	\$631,662,804
Capital	\$245,792,048	\$878,269	\$246,670,317
Unrestricted	\$110,181,436	\$26,980,939	\$137,162,376
Total	\$1,040,673,111	\$245,081,060	\$1,285,754,172
Goal	\$1,600,000,000	\$400,000,000	\$2,000,000,000
% to Goal	65.0%	61.3%	64.3%

Source: UW Office of Development

This report shows contribution totals by campaign theme/priority since July 1, 2000.

Job Number: 63667

December 2004

Development Area Summary - Total Private Voluntary Support

	Gifts Year to Date Total	Private Grants Year to Date Total	Year to Date Totals
	Donor Value	Donor Value	Donor Value
UW Seattle			
UW Medicine	\$18,699,834	\$22,219,301	\$40,919,135
Architecture	\$261,381	\$2,500	\$263,881
Arts and Sciences	\$10,070,137	\$3,975,957	\$14,046,094
Broadcast Services	\$3,779,120		\$3,779,120
Business School	\$8,015,831	\$40,200	\$8,056,031
Dentistry	\$751,442	\$91,719	\$843,161
Education	\$1,287,940	\$1,975,797	\$3,263,737
Engineering	\$11,604,479	\$4,427,400	\$16,031,879
Evans Schl. of Pub. Affairs	\$292,500	\$7,677,400	\$7,969,900
Forest Resources	\$716,928	\$136,107	\$853,035
Graduate School	\$991,028	\$1,138,295	\$2,129,323
Information School	\$231,748	\$54,275	\$286,023
Intercollegiate Athletics	\$5,051,993		\$5,051,993
Law	\$967,096	\$25,000	\$992,096
Libraries	\$484,411		\$484,411
Nursing	\$749,450	\$402,782	\$1,152,232
Ocean and Fisheries	\$1,824,272	\$4,938,531	\$6,762,803
Pharmacy	\$1,208,777	\$193,602	\$1,402,379
President's Funds	\$339,141		\$339,141
Public Health	\$730,957	\$4,924,466	\$5,655,423
Scholar. & Student Progs.	\$2,703,398		\$2,703,398
Social Work	\$431,712	\$402,414	\$834,126
UW Alumni Association	\$428,154		\$428,154
University Press	\$185,093		\$185,093
University Support	\$5,583,089		\$5,583,089
Washington Tech. Center			
UW Bothell	\$210,733		\$210,733
UW Tacoma	\$319,242	\$2,400	\$321,642
All UW Total	\$77,919,899	\$52,628,146	\$130,548,045

Source: UW Office of Development

Contribution totals for the major Development areas of the University are shown.

Job Number: 63667

December 2004

Development Area Summary - Gifts and Private Grants

	Current Month		Year to Date Total		Prior Year to Date Total		Prior Fiscal Year Total	
	Donors	Donor Value	Donors	Donor Value	Donors	Donor Value	Donors	Donor Value
UW Seattle								
UW Medicine	5,268	\$10,788,072	11,431	\$40,919,135	9,187	\$39,726,825	15,677	\$73,746,044
Architecture	357	\$173,402	555	\$263,881	591	\$1,049,786	1,125	\$1,526,446
Arts and Sciences	3,437	\$3,958,850	9,825	\$14,046,094	8,817	\$10,847,239	15,042	\$21,258,923
Broadcast Services	1,137	\$1,591,245	1,736	\$3,779,120	1,549	\$3,393,086	3,055	\$8,003,070
Business School	867	\$2,590,969	2,686	\$8,056,031	2,518	\$6,614,106	3,774	\$8,104,326
Dentistry	284	\$244,077	792	\$843,161	830	\$635,674	1,314	\$1,166,282
Education	165	\$470,963	777	\$3,263,737	958	\$1,588,930	1,559	\$2,231,526
Engineering	750	\$6,785,317	2,398	\$16,031,879	2,522	\$12,211,296	3,709	\$23,824,360
Evans Schl. of Pub. Affairs	95	\$123,658	424	\$7,969,900	250	\$8,652,758	420	\$8,704,838
Forest Resources	232	\$143,898	511	\$853,035	643	\$1,085,337	1,055	\$1,860,102
Graduate School	77	\$1,081,789	176	\$2,129,323	369	\$1,749,565	890	\$2,265,996
Information School	87	\$151,632	388	\$286,023	350	\$279,194	528	\$463,842
Intercollegiate Athletics	1,640	\$2,660,239	3,213	\$5,051,993	3,654	\$3,847,136	21,719	\$12,479,465
Law	623	\$200,656	946	\$992,096	1,023	\$1,609,304	1,703	\$2,886,862
Libraries	384	\$253,281	1,054	\$484,411	972	\$340,815	3,589	\$616,206
Nursing	615	\$328,851	1,129	\$1,152,232	1,166	\$1,428,977	1,617	\$1,922,445
Ocean and Fisheries	225	\$426,863	371	\$6,762,803	345	\$3,402,808	553	\$4,155,330
Pharmacy	187	\$225,089	450	\$1,402,379	650	\$992,993	1,061	\$1,494,282
President's Funds	339	\$134,056	877	\$339,141	1,464	\$270,253	2,322	\$869,415
Public Health	121	\$1,518,598	294	\$5,655,423	455	\$4,568,532	584	\$6,667,414
Scholar. & Student Progs.	522	\$1,460,016	1,857	\$2,703,398	2,331	\$3,301,879	4,958	\$5,858,592
Social Work	107	\$176,812	235	\$834,126	565	\$407,445	795	\$492,520
UW Alumni Association	2,466	\$110,648	9,309	\$428,154	11,075	\$486,678	22,454	\$1,032,281
University Press	61	\$55,821	190	\$185,093				
University Support	252	\$1,129,557	753	\$5,583,089	593	\$1,755,767	1,245	\$4,627,937
Washington Tech. Center					1	\$171,938	1	\$219,908
UW Bothell	49	\$183,924	175	\$210,733	120	\$34,650	274	\$248,742
UW Tacoma	64	\$214,901	172	\$321,642	180	\$523,404	549	\$3,050,522
All UW Unique Total	18,586	\$37,183,201	46,414	\$130,548,045	46,351	\$110,976,388	91,903	\$199,777,690

Source: UW Office of Development

The number of donors and contribution totals for the major Development areas of the University are shown.

Job Number: 63667

December 2004

Development Area Summary - Gifts and Private Grants

Development Area Summary - Gifts

	Current Month		Year to Date Total		Prior Year to Date Total		Prior Fiscal Year Total	
	Donors	Donor Value	Donors	Donor Value	Donors	Donor Value	Donors	Donor Value
UW Seattle								
UW Medicine	5,215	\$6,080,513	11,245	\$18,699,834	9,010	\$17,542,211	15,479	\$36,774,110
Architecture	357	\$173,402	554	\$261,381	589	\$782,286	1,123	\$1,225,952
Arts and Sciences	3,430	\$2,756,210	9,779	\$10,070,137	8,772	\$6,494,337	14,989	\$14,525,068
Broadcast Services	1,137	\$1,591,245	1,736	\$3,779,120	1,549	\$3,393,086	3,055	\$8,003,070
Business School	867	\$2,590,969	2,685	\$8,015,831	2,518	\$6,614,106	3,774	\$8,104,326
Dentistry	284	\$244,077	789	\$751,442	827	\$499,185	1,310	\$859,073
Education	164	\$395,963	774	\$1,287,940	955	\$1,149,063	1,554	\$1,474,556
Engineering	740	\$5,508,593	2,358	\$11,604,479	2,482	\$7,062,402	3,654	\$15,709,271
Evans Schl. of Pub. Affairs	94	\$88,658	408	\$292,500	242	\$653,092	412	\$705,172
Forest Resources	232	\$143,898	507	\$716,928	642	\$1,036,752	1,050	\$1,730,480
Graduate School	76	\$691,789	171	\$991,028	366	\$890,636	886	\$1,402,400
Information School	86	\$126,632	387	\$231,748	349	\$203,997	527	\$388,645
Intercollegiate Athletics	1,640	\$2,660,239	3,213	\$5,051,993	3,654	\$3,847,136	21,719	\$12,479,465
Law	623	\$200,656	944	\$967,096	1,023	\$1,609,304	1,703	\$2,886,862
Libraries	384	\$253,281	1,054	\$484,411	972	\$340,815	3,589	\$616,206
Nursing	615	\$328,851	1,121	\$749,450	1,158	\$763,186	1,609	\$1,198,123
Ocean and Fisheries	224	\$412,696	359	\$1,824,272	333	\$2,249,140	537	\$2,827,176
Pharmacy	187	\$225,089	447	\$1,208,777	647	\$731,322	1,058	\$1,232,611
President's Funds	339	\$134,056	877	\$339,141	1,464	\$270,253	2,322	\$869,415
Public Health	118	\$300,274	273	\$730,957	429	\$146,816	551	\$603,827
Scholar. & Student Progs.	522	\$1,460,016	1,857	\$2,703,398	2,330	\$3,300,279	4,957	\$5,855,992
Social Work	106	\$151,384	226	\$431,712	560	\$43,688	790	\$128,763
UW Alumni Association	2,466	\$110,648	9,309	\$428,154	11,075	\$486,678	22,454	\$1,032,281
University Press	61	\$55,821	190	\$185,093				
University Support	252	\$1,129,557	753	\$5,583,089	590	\$1,249,667	1,241	\$4,022,337
Washington Tech. Center					1	\$171,938	1	\$219,908
UW Bothell	49	\$183,924	175	\$210,733	120	\$34,650	274	\$248,742
UW Tacoma	63	\$212,501	171	\$319,242	180	\$523,404	549	\$3,050,522
All UW Unique Total	18,514	\$28,210,959	46,097	\$77,919,899	46,059	\$62,089,442	91,572	\$128,174,367

Source: UW Office of Development

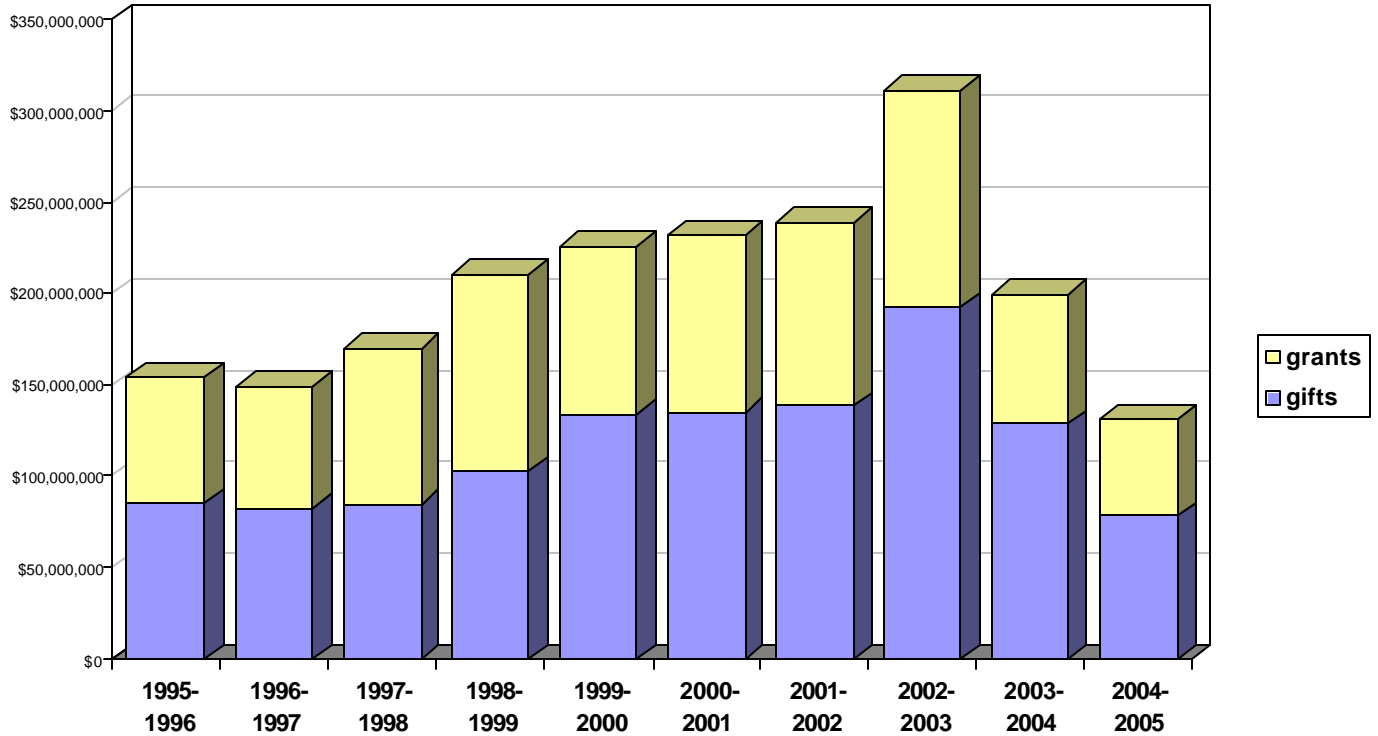
The number of donors and contribution totals (gifts only) for the major Development areas of the University are shown.

Job Number: 63667

December 2004

Development Area Summary - Gifts

Complete Fiscal Year Comparison of Total Contributions Received

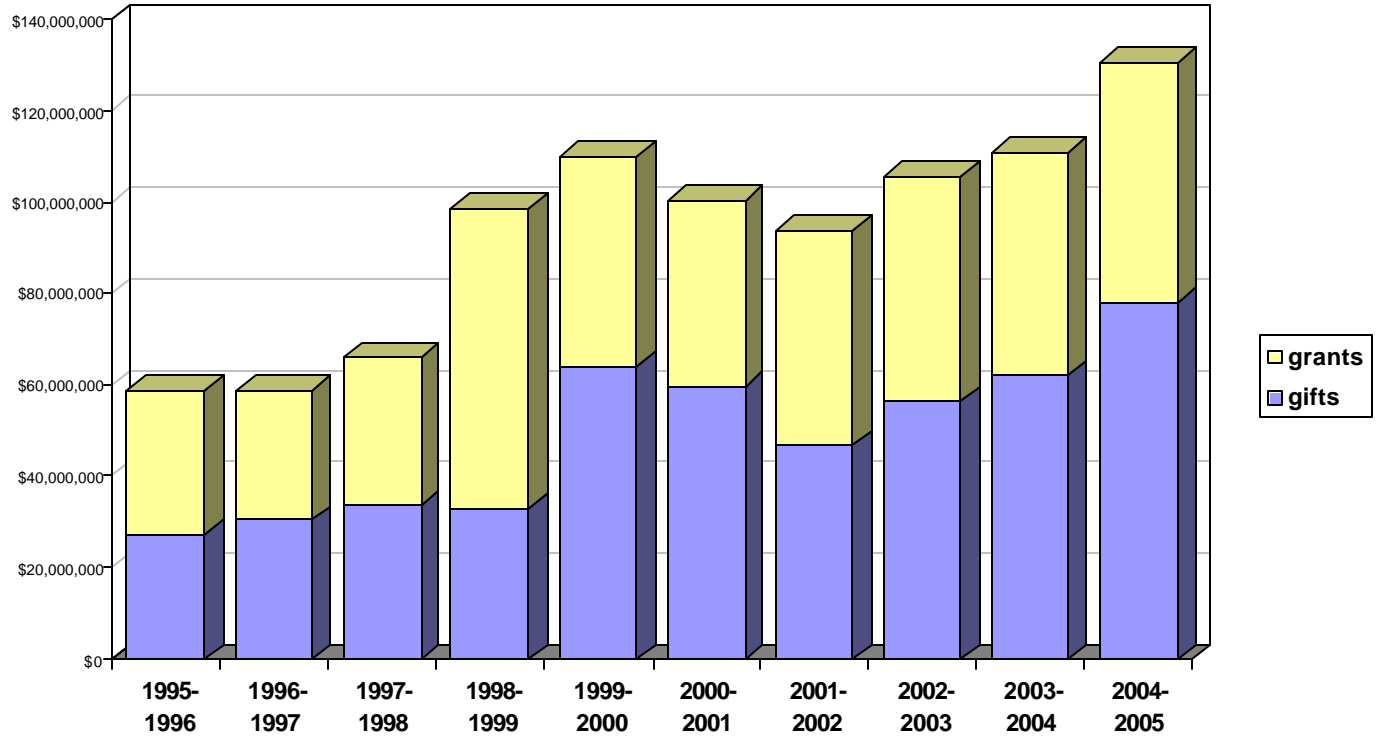


Source: UW Office of Development

Fiscal Year Contribution Totals			
Fiscal Year	Gifts	Grants	Total Contributions
2004- 2005	\$77,919,899	\$52,628,146	\$130,548,045
2003- 2004	\$128,174,367	\$71,603,323	\$199,777,690
2002- 2003	\$192,573,183	\$118,677,722	\$311,250,905
2001- 2002	\$137,959,340	\$100,820,547	\$238,779,887
2000- 2001	\$134,805,190	\$97,112,979	\$231,918,169
1999- 2000	\$134,037,997	\$91,536,165	\$225,574,162
1998- 1999	\$102,925,077	\$107,619,586	\$210,544,663
1997- 1998	\$84,718,016	\$85,276,615	\$169,994,631
1996- 1997	\$81,892,963	\$67,425,874	\$149,318,837
1995- 1996	\$85,036,511	\$69,150,088	\$154,186,599

This graph compares the current fiscal year's contribution totals to each of the previous nine fiscal year's contribution totals.

Year To Date Contribution Totals

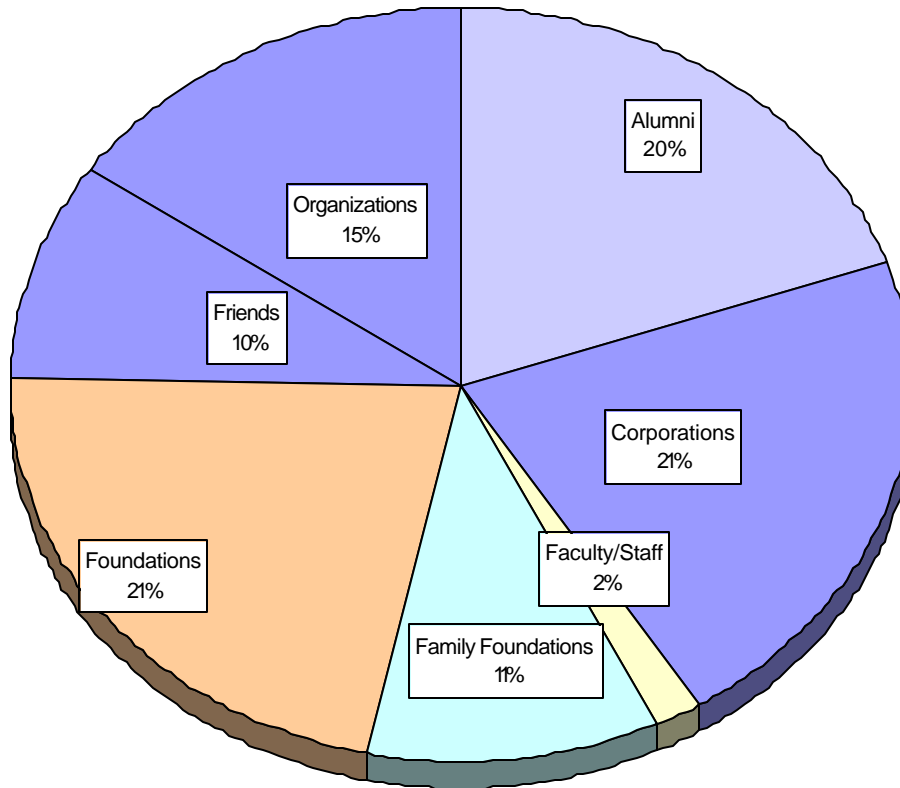


Source: UW Office of Development

Year To Date Contribution Totals			
Fiscal Year	Gifts	Grants	Total Contributions
2004- 2005	\$77,919,899	\$52,628,146	\$130,548,045
2003- 2004	\$62,089,442	\$48,886,946	\$110,976,388
2002- 2003	\$56,283,917	\$49,383,639	\$105,667,556
2001- 2002	\$46,825,862	\$46,929,112	\$93,754,975
2000- 2001	\$59,840,487	\$40,542,569	\$100,383,056
1999- 2000	\$64,006,287	\$46,019,341	\$110,025,628
1998- 1999	\$32,786,646	\$65,836,662	\$98,623,308
1997- 1998	\$33,640,703	\$32,367,456	\$66,008,159
1996- 1997	\$30,314,436	\$28,465,916	\$58,780,352
1995- 1996	\$27,177,198	\$31,530,817	\$58,708,015

This graph compares the current fiscal year's contribution totals to each of the previous nine fiscal year's contribution totals.

Development Activity by Donor Type in Current Fiscal Year



Source: UW Office of Development

Donor Type Totals						
Donor Type	Year to Date Total		Prior Year to Date Total		Prior Fiscal Year Total	
	Donors	Donor Value	Donors	Donor Value	Donors	Donor Value
Alumni	25,841	\$25,864,619	28,327	\$19,533,140	49,719	\$37,211,864
Corporations	1,677	\$27,976,003	1,633	\$25,567,754	3,760	\$46,349,831
Faculty/Staff	2,457	\$2,183,655	2,161	\$2,086,815	3,171	\$3,335,421
Family Foundations	118	\$13,723,186	114	\$13,063,082	161	\$21,205,792
Foundations	246	\$28,492,538	261	\$20,983,837	387	\$34,932,399
Friends	15,785	\$12,524,536	13,592	\$10,808,343	34,361	\$27,532,116
Organizations	312	\$19,783,507	291	\$18,933,418	494	\$29,210,266

This graph shows the sources of contributions for the current year to date.

Alumni Participation by Constituency

	Current Fiscal Year to Date			Previous Fiscal Year to Date			
	Solicitible	Donors	Partic. Rate	Solicitible	Donors	Partic. Rate	Final %
UW Seattle							
UW Medicine	15,842	1,898	12.0%	16,430	1,876	11.4%	19.6%
Architecture	7,192	689	9.6%	7,307	795	10.9%	18.9%
Arts and Sciences	121,216	10,857	9.0%	128,104	11,398	8.9%	15.8%
Business School	34,015	3,960	11.6%	35,210	4,213	12.0%	22.0%
Dentistry	4,301	685	15.9%	4,312	775	18.0%	31.3%
Education	18,677	1,757	9.4%	20,049	2,022	10.1%	18.9%
Engineering	29,399	2,689	9.1%	30,589	2,985	9.8%	16.6%
Evans Schl. Of Pub. Affairs	1,872	189	10.1%	1,797	256	14.2%	23.9%
Forest Resources	4,382	406	9.3%	4,468	445	10.0%	17.6%
Interdisc. Grad. Programs	1,161	114	9.8%	1,128	160	14.2%	22.5%
Interschool Programs	241	24	10.0%	219	19	8.7%	16.9%
Information School	3,786	526	13.9%	3,869	563	14.6%	23.0%
Law	7,070	900	12.7%	7,008	1,014	14.5%	25.6%
School Of Nursing	7,976	1,209	15.2%	8,092	1,333	16.5%	24.8%
Ocean & Fisheries	3,560	347	9.7%	3,705	405	10.9%	18.1%
Pharmacy	3,147	388	12.3%	3,159	587	18.6%	31.9%
Public Health	3,139	361	11.5%	3,044	425	14.0%	21.4%
Social Work	5,707	393	6.9%	6,008	661	11.0%	16.3%
Undergrad. Interdisc. Programs	67	5	7.5%	44	4	9.1%	25.0%
UW Bothell	3,580	220	6.1%	3,258	231	7.1%	12.8%
UW Tacoma	4,016	186	4.6%	3,595	187	5.2%	12.5%
Unspecified	11,614	1,405	12.1%	12,900	1,508	11.7%	22.1%
All UW Total	267,179	25,841	9.7%	278,939	28,327	10.2%	17.8%

Source: UW Office of Development