

VII. STANDING COMMITTEES

B. Finance and Audit Committee

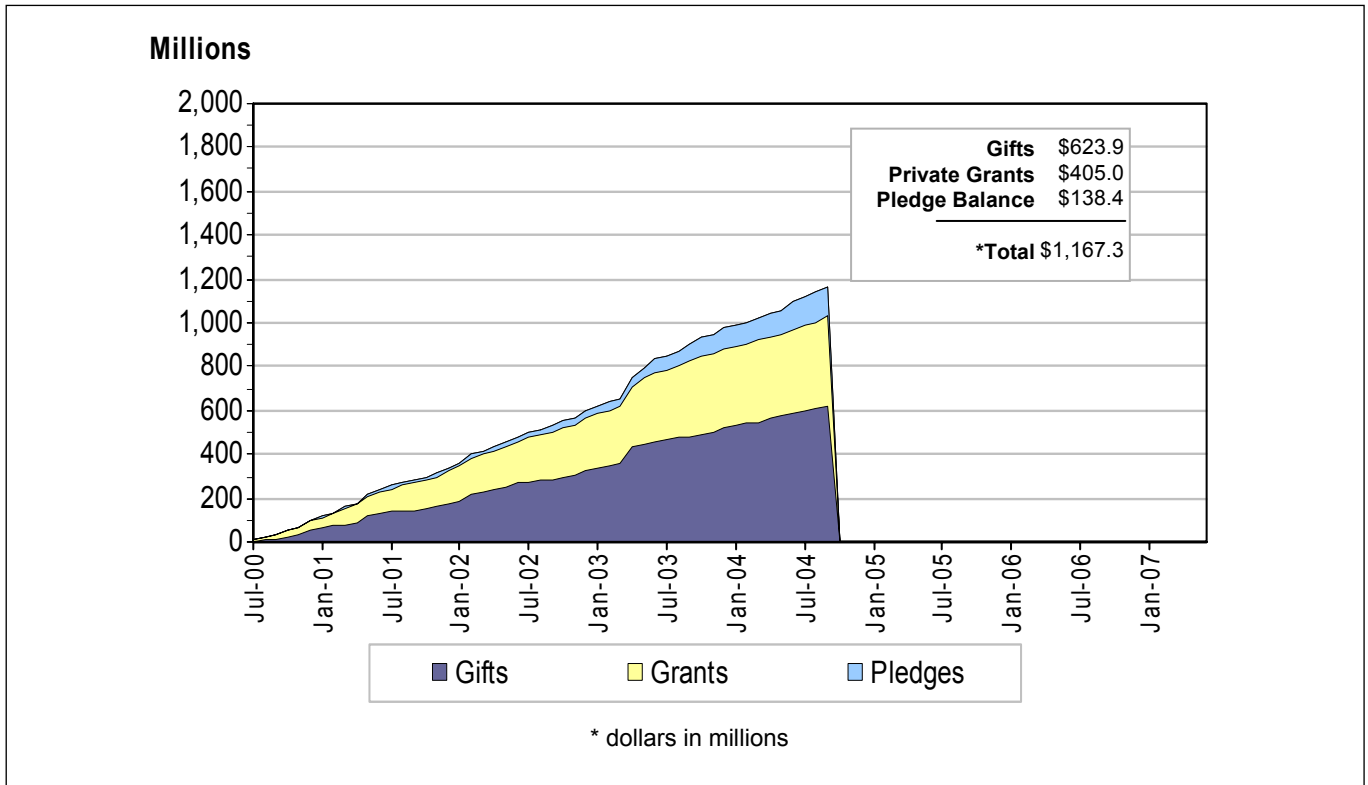
UW

Report of Contributions

University of Washington
University of Washington Foundation

September 2004

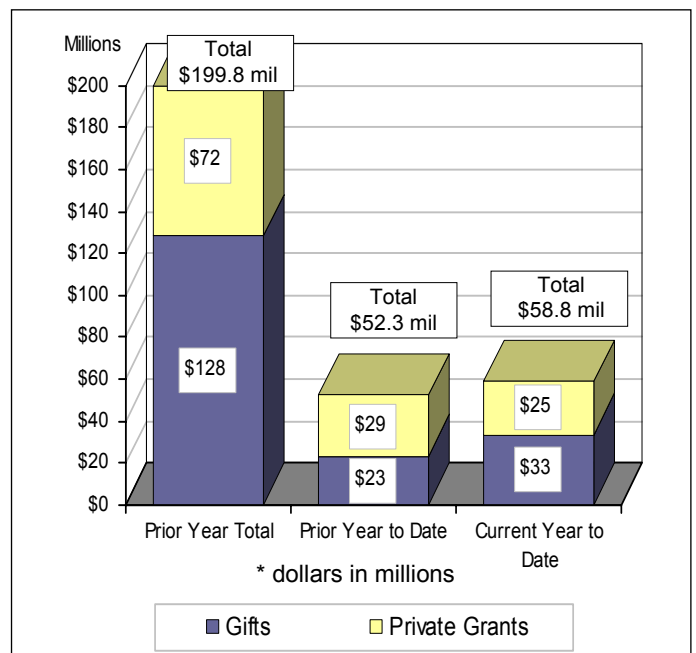
Fundraising Progress Since July 1, 2000



Data Points

- \$1,167,341,563 has been raised toward our campaign goal of \$2 billion.
- The UW received \$25.8 million in total private voluntary support (\$15.6 million in gifts and \$10.2 million in grants) in September.
- Areas including Arts & Sciences, Business, Education, Engineering, Evans School, Forest Resources, ICA, Libraries, Nursing, Ocean and Fisheries, Pharmacy, Social Work, and University Press are ahead of last year's year-to-date totals.

Current Gift and Private Grant Totals



September Gifts and Impact

Selected gifts representing private support for one of the University of Washington's key fundraising priorities -- student, faculty, program and facility support.

Craig and Sally Kvam - \$100,000 to the School of Pharmacy

- Craig and Sally Kvam's gift will expand access for UW Pharmacy students to specialized training in compounding – the practice of preparing a specialized drug product to fill an individual patient's prescription when an approved drug can't fill the bill.
- Owners of the Poulsbo Compounding Pharmacy, the Kvams established their endowment in 2001 with a \$25,000 gift. The fund is used specifically to send students to the Professional Compounding Centers of America (PCCA) conference to expose them to the field of compounding. Demand exceeds opportunity for exposure to this conference – currently, 15 students apply for 2 funded spots annually.
- The Kvams' new \$100,000 scholarship endowment, which will receive matching funds via the UW Matching Gift Initiative, will allow more students to participate in specialized education in compounding at a national PCCA conference. Those students then act as ambassadors to bring the knowledge back to other students and have a forum to share what they learned.

Martin and Vicki Ann Nelson - \$12,336 to Intercollegiate Athletics

- This gift to the Crewhouse Renovation project will help to expand the UW's Conibear Shellhouse to 31,000 square feet of usable space, will add a dining room for student-athletes, the Student-Athlete Academic Services program, a student-athlete lounge, and a 50-person assembly room, as well as provide the Husky crew program with new locker rooms, training facilities, and shell storage.
- Martin Nelson is president of the Seattle investment group Martin Nelson & Co., and serves on the Foundation Board of the Fred Hutchinson Cancer Research Center. He and his wife Vicki Ann Nelson have been supporting Husky Athletics since they were UW students in the 1970s.
- The Crewhouse renovation is part of the Campaign for the Student Athlete – a \$90 million fundraising campaign that also helped finance the renovation of Hec Edmundson Pavilion and the construction of the Dempsey Indoor practice facility, as well as additions to Husky Stadium such as its Fieldturf playfield and electronic scoreboard.

Richard Pelman, M.D. and Sally Browning, M.D. - \$25,082 to the College of Arts and Sciences

- This is the lead gift for the Daris Swindler Graduate Fellowship in Biocultural Anthropology, which the donors hope will become a \$100,000 endowment providing support to graduate students studying physical or bio-cultural anthropology at the University of Washington.
- Dr. Pelman, a renowned Bellevue urologist and Clinical Professor of Urology at the UW School of Medicine, was a student and great admirer of Anthropology professor Daris Swindler, whose work with primates and physical anthropology helped many pre-med students.
- Professor Swindler's book, *An Atlas of Primate Gross Anatomy*, is among the most-referenced field guides used by practicing anthropologists today.



Report of Contributions

University of Washington
University of Washington Foundation

September 2004

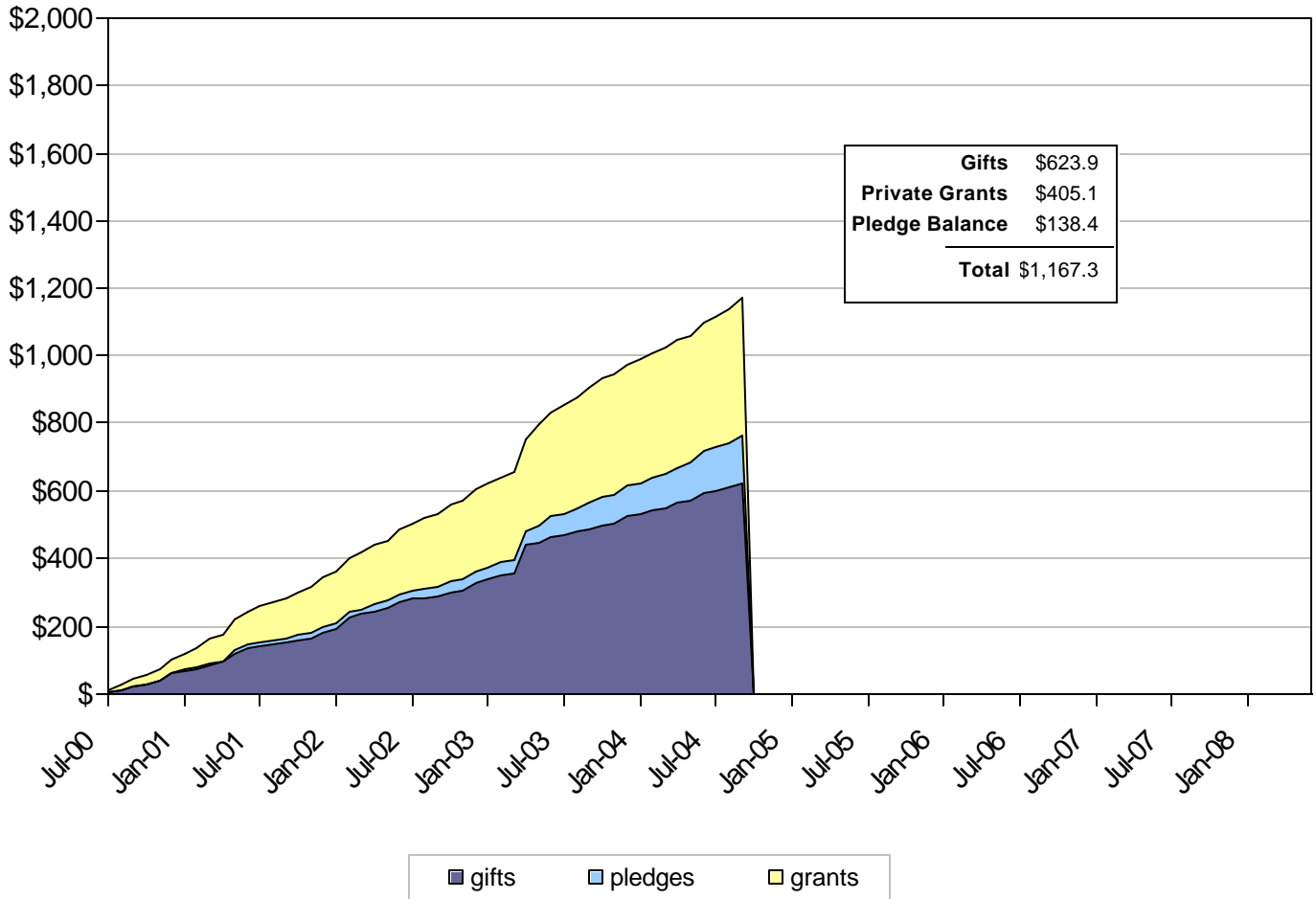
Prepared By:
Office of Development & Alumni Relations
Advancement Services
Information Management

Report Name	Page
Fundraising Progress Since July 1, 2000*	1
Campaign Progress by Giving Level*	2
Campaign Progress Pyramid*	3
Campaign Progress by Constituency*	4
Campaign Theme Progress*	5
Development Area Summary - Total Private Voluntary Support	6
Development Area Summary - Gifts and Private Grants	7
Development Area Summary - Gifts	8
Complete Fiscal Year Comparison	9
Year to Date Contribution Totals	10
Development Activity by Donor Type	11
Alumni Participation by Constituency	12

*All Campaign totals represented are from July 1, 2000 through the end of the preceeding calendar month. Please note that grant revenue totals in Campaign Reports may contain clinical trials. Fundraising totals from all affiliated non-profit organizations' are also included in UW Campaign totals.

Annual reporting is July 1, 2003 through the end of the preceeding calendar month.

Fundraising Progress Since July 1, 2000



Source: UW Office of Development

Summarizes Total Private Voluntary Support since July 1, 2000. Testamentary Commitments included in Pledge Balance total. All dollar totals in millions.

Campaign Progress by Giving Level

Dollars Raised
Gifts and Pledges

Giving Level *	Alumni	Non Alumni	Family Fndns.	Corporations	Foundations	Other Orgs.	Total
\$100M+	\$0	\$32,720	\$87,789,418	\$0	\$0	\$0	\$87,822,138
\$50M - \$99,999,999	\$0	\$0	\$0	\$0	\$0	\$0	\$0
\$10M - \$49,999,999	\$28,623,027	\$45,209,590	\$10,000,000	\$14,426,139	\$20,236,061	\$0	\$118,494,817
\$5M - \$9,999,999	\$14,544,664	\$5,005,500	\$0	\$24,464,081	\$15,172,033	\$18,037,997	\$77,224,275
\$1M - \$4,999,999	\$54,409,550	\$38,891,202	\$19,006,431	\$43,674,121	\$30,339,860	\$5,441,966	\$191,763,130
\$100,000 - \$999,999	\$51,910,187	\$41,488,261	\$14,893,680	\$27,507,719	\$15,010,057	\$8,104,144	\$158,914,048
\$25,000 - \$99,999	\$15,199,877	\$12,095,753	\$1,729,318	\$11,086,759	\$3,057,241	\$2,589,564	\$45,758,512
\$10,000 - \$24,999	\$9,018,842	\$6,628,660	\$690,628	\$5,561,089	\$933,892	\$967,680	\$23,800,792
\$5,000 - \$9,999	\$7,569,972	\$5,620,462	\$232,986	\$3,199,867	\$303,714	\$446,071	\$17,373,072
\$2,000 - \$4,999	\$7,578,939	\$5,945,677	\$82,638	\$2,472,809	\$202,846	\$296,336	\$16,579,245
\$1,000 - \$1,999	\$3,320,046	\$2,781,636	\$23,810	\$1,027,601	\$72,285	\$125,014	\$7,350,391
\$500 - \$999	\$3,109,546	\$2,222,454	\$6,506	\$533,376	\$25,475	\$66,754	\$5,964,111
\$250 - \$499	\$2,624,668	\$1,961,910	\$1,050	\$239,012	\$8,412	\$36,601	\$4,871,653
\$100 - \$249	\$2,212,681	\$1,577,006	\$1,310	\$216,277	\$7,645	\$22,867	\$4,037,786
\$1 - \$99	\$1,395,119	\$869,172	\$104	\$55,225	\$818	\$8,128	\$2,328,566
Gift / Pledge Total	\$201,517,117	\$170,330,004	\$134,457,879	\$134,464,075	\$85,370,339	\$36,143,122	\$762,282,536
Private Grant Total							\$405,059,027

Donor Counts

Giving Level	Alumni	Non Alumni	Family Fndns.	Corporations	Foundations	Other Orgs.	Total
\$100M+	0	2	1	0	0	0	3
\$50M - \$99,999,999	0	0	0	0	0	0	0
\$10M - \$49,999,999	6	6	1	1	3	0	17
\$5M - \$9,999,999	4	4	0	8	4	6	26
\$1M - \$4,999,999	57	62	10	40	35	24	228
\$100,000 - \$999,999	294	317	58	318	140	139	1,266
\$25,000 - \$99,999	635	539	48	456	114	151	1,943
\$10,000 - \$24,999	1,075	939	51	535	81	113	2,794
\$5,000 - \$9,999	2,038	1,639	39	599	65	90	4,470
\$2,000 - \$4,999	4,239	3,607	29	980	80	124	9,059
\$1,000 - \$1,999	3,997	3,733	20	959	62	117	8,888
\$500 - \$999	6,752	5,659	13	988	41	115	13,568
\$250 - \$499	10,250	8,740	3	847	25	120	19,985
\$100 - \$249	18,622	15,385	9	1,714	54	180	35,964
\$1 - \$99	34,682	28,662	3	1,402	17	235	65,001
Total	82,651	69,294	285	8,847	721	1,414	163,212

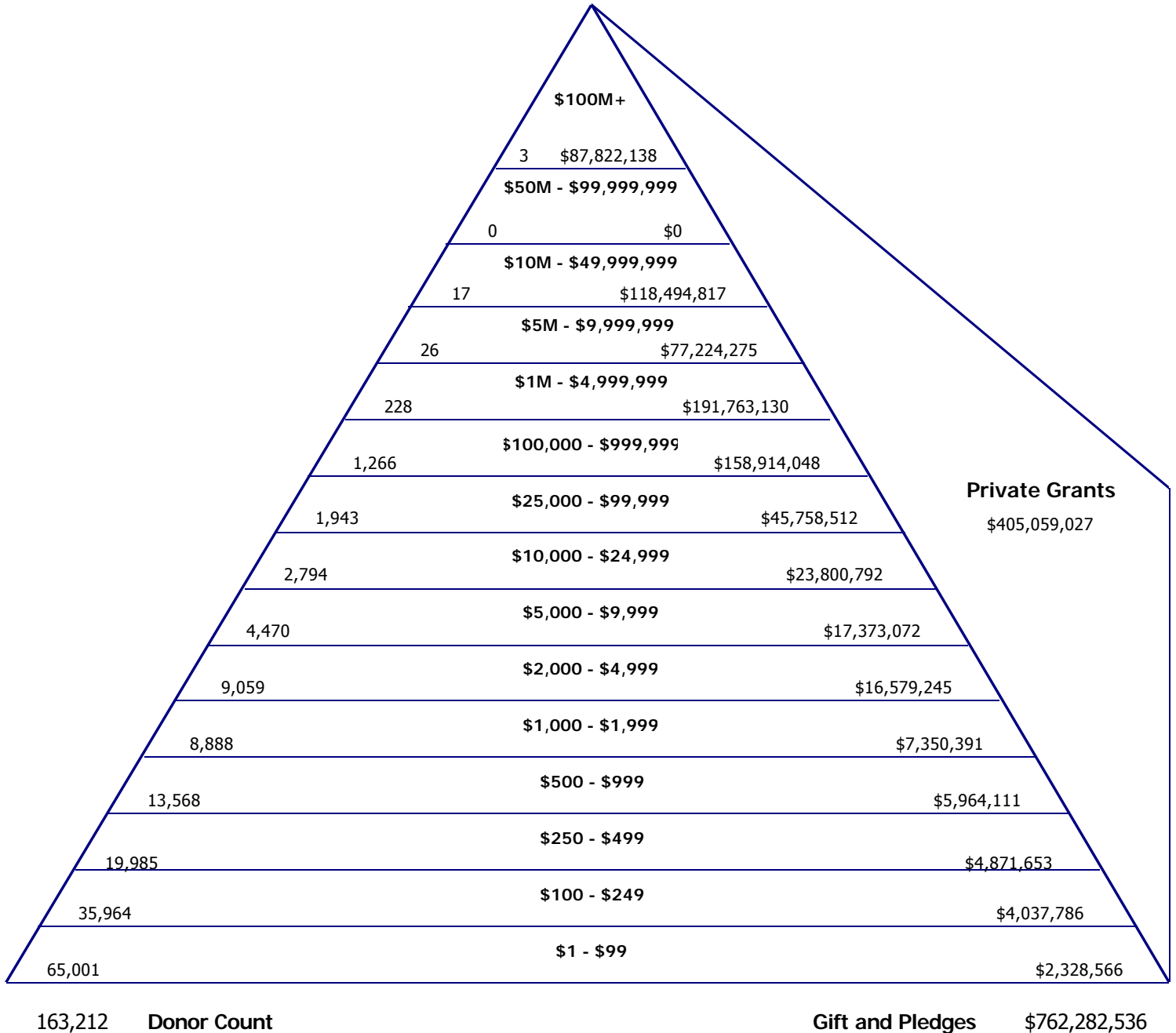
Source: UW Office of Development

This report shows the count of distinct donors and campaign total by giving level and donor type since July 1, 2000. *"Giving Level" is determined by summing of all gift record types(including grants); however only gifts and pledges are used to calculate dollar totals in the "Dollars Raised" chart.

Job Number: 62409

September 2004

Campaign Progress Pyramid - Since July 1, 2000


Campaign Total: \$1,167,341,563
***Campaign Goal: \$2,000,000,000**
Percent Complete: 58.4%

Source: UW Office of Development

The counts of distinct donors and fundraising totals by giving level are shown. *Unit campaign goals are still being finalized. Pyramid Levels are determined by summing all gift record types(including grants); however only gifts and pledges are used to calculate dollar totals displayed.

Job Number: 62409

September 2004

Campaign Progress by Constituency

	Gifts	Irrevocable Deferred Gifts		Active Pledges	Testamentary Commitments		Private Grants	Campaign - Private Voluntary Support		
		Donor Value	Discount Value		Donor Value	Discount Value		Total	* Working Goal	% of Goal
UW Medicine	\$192,352,987	\$8,427,899	\$3,513,483	\$20,430,209	\$16,614,853	\$3,764,087	\$205,327,998	\$443,153,946	\$1,000,000,000	44.3%
Architecture	\$5,426,213	\$244,117	\$78,098	\$226,695	\$0	\$0	\$1,142,909	\$7,039,934	\$19,150,000	36.8%
Arts and Sciences	\$63,354,580	\$3,909,167	\$1,863,272	\$6,017,110	\$6,974,000	\$4,106,597	\$47,903,231	\$128,158,088	\$240,000,000	53.4%
Broadcast Services	\$26,279,529	\$0	\$0	\$10,170	\$0	\$0	\$0	\$26,289,699	N/A	N/A
Business School	\$34,196,813	\$740,500	\$336,499	\$20,425,904	\$2,400,271	\$1,791,119	\$175,400	\$57,938,888	\$188,000,000	30.8%
Dentistry	\$4,630,388	\$20,000	\$7,801	\$365,154	\$100,000	\$41,408	\$3,364,545	\$8,480,087	\$22,100,000	38.4%
Education	\$7,141,646	\$0	\$0	\$3,595,995	\$0	\$0	\$5,669,208	\$16,406,849	\$23,000,000	71.3%
Engineering	\$88,346,969	\$1,391,924	\$564,349	\$9,459,830	\$1,750,000	\$1,124,333	\$39,990,943	\$140,939,667	\$250,000,000	56.4%
Evans Schl. of Pub. Affairs	\$8,290,771	\$52,994	\$18,215	\$475,892	\$500,000	\$265,793	\$27,700,370	\$37,020,027	\$40,000,000	92.6%
Forest Resources	\$5,006,262	\$646,572	\$439,763	\$89,460	\$1,250,000	\$637,648	\$1,948,142	\$8,940,436	\$17,700,000	50.5%
Friday Harbor Labs	\$4,789,248	\$153,242	\$24,284	\$556,801	\$695,000	\$438,421	\$765,000	\$6,959,291	\$12,000,000	58.0%
Graduate School	\$3,333,969	\$245,931	\$172,173	\$488,405	\$750,000	\$327,223	\$3,408,216	\$8,226,521	\$17,000,000	48.4%
Information School	\$2,064,495	\$0	\$0	\$142,139	\$100,000	\$64,666	\$783,152	\$3,089,786	\$5,000,000	61.8%
Intercollegiate Athletics	\$58,515,550	\$190,582	\$93,990	\$4,401,094	\$0	\$0	\$0	\$63,107,226	\$110,000,000	57.4%
Law	\$21,268,110	\$925	\$925	\$2,069,643	\$0	\$0	\$792,947	\$24,131,625	\$70,000,000	34.5%
Libraries	\$3,327,055	\$375,646	\$252,338	\$83,158	\$772,000	\$379,527	\$410,326	\$4,968,184	\$9,000,000	55.2%
Nursing	\$5,609,427	\$275,000	\$119,617	\$804,329	\$975,000	\$617,061	\$5,977,561	\$13,641,317	\$24,000,000	56.8%
Ocean and Fisheries	\$8,933,768	\$562,500	\$187,134	\$1,004,631	\$0	\$0	\$8,303,277	\$18,804,176	\$34,000,000	55.3%
Pharmacy	\$5,281,735	\$0	\$0	\$276,867	\$0	\$0	\$3,071,212	\$8,629,815	\$10,260,000	84.1%
President's Funds	\$4,081,505	\$274,582	\$124,004	\$607,377	\$1,750,000	\$823,656	\$0	\$6,713,464	N/A	N/A
Public Health	\$11,966,463	\$0	\$0	\$14,018	\$0	\$0	\$40,811,300	\$52,791,782	\$62,000,000	85.1%
Scholar. & Student Progs.	\$16,833,677	\$63,455	\$20,002	\$2,172,450	\$550,000	\$239,963	\$501,568	\$20,121,150	\$40,000,000	50.3%
Social Work	\$973,521	\$165,797	\$33,243	\$21,242	\$0	\$0	\$3,396,163	\$4,556,723	\$10,000,000	45.6%
University Press	\$998,131	\$0	\$0	\$37,634	\$0	\$0	\$0	\$1,035,765	\$3,000,000	34.5%
University Support	\$10,578,167	\$646,097	\$442,171	\$6,750,270	\$11,771,091	\$4,173,161	\$3,497,759	\$33,243,383	N/A	N/A
Wa. Tech. Ctr.									N/A	N/A
UW Bothell	\$1,703,077	\$0	\$0	\$264,155	\$0	\$0	\$50,500	\$2,017,733	\$5,700,000	35.4%
UW Tacoma	\$10,057,290	\$150,000	\$150,000	\$10,561,410	\$100,000	\$50,507	\$67,300	\$20,936,000	\$30,000,000	69.8%
All UW Total	\$605,341,348	\$18,536,930	\$8,441,361	\$91,352,043	\$47,052,215	\$18,845,170	\$405,059,027	\$1,167,341,563	\$2,000,000,000	58.4%

Source: UW Office of Development

Fundraising progress toward campaign working goals by constituency area (school/college/program). Campaign total is the sum of gifts, grants, active pledges and donor values of irrevocable deferred gifts and testamentary commitments. "N/A" is not applicable. *Unit campaign working goals are still being finalized.

Campaign Funding Theme Progress - July 2000 to Present

	Current Use	Endowment	Total
Student Support	\$49,616,949	\$58,300,331	\$107,917,281
Faculty Support	\$62,339,774	\$58,594,318	\$120,934,093
Program Support for Faculty and Students	\$506,153,617	\$69,144,303	\$575,297,919
Capital	\$232,226,747	\$878,269	\$233,105,016
Unrestricted	\$104,559,397	\$25,527,858	\$130,087,255
Total	\$954,896,484	\$212,445,078	\$1,167,341,563
Goal	\$1,600,000,000	\$400,000,000	\$2,000,000,000
% to Goal	59.7%	53.1%	58.4%

Source: UW Office of Development

This report shows contribution totals by campaign theme/priority since July 1, 2000.

Job Number: 62409
 September 2004

Development Area Summary - Total Private Voluntary Support

	Gifts Year to Date Total	Private Grants Year to Date Total	Year to Date Totals
	Donor Value	Donor Value	Donor Value
UW Seattle			
UW Medicine	\$8,858,193	\$11,201,313	\$20,059,506
Architecture	\$39,854	\$2,500	\$42,354
Arts and Sciences	\$5,122,770	\$1,949,562	\$7,072,332
Broadcast Services	\$1,293,355		\$1,293,355
Business School	\$2,753,009	\$25,400	\$2,778,409
Dentistry	\$122,721	\$76,205	\$198,926
Education	\$1,163,116	\$585,000	\$1,748,116
Engineering	\$4,724,516	\$1,824,920	\$6,549,436
Evans Schl. of Pub. Affairs	\$127,510	\$6,960,983	\$7,088,493
Forest Resources	\$396,724	\$57,750	\$454,474
Graduate School	\$120,149	\$83,717	\$203,866
Information School	\$39,666	\$26,775	\$66,441
Intercollegiate Athletics	\$1,554,011		\$1,554,011
Law	\$344,567		\$344,567
Libraries	\$120,127		\$120,127
Nursing	\$324,181	\$345,213	\$669,394
Ocean and Fisheries	\$1,371,364	\$539,423	\$1,910,787
Pharmacy	\$772,181	\$90,602	\$862,783
President's Funds	\$108,108		\$108,108
Public Health	\$322,889	\$1,376,971	\$1,699,860
Scholar. & Student Progs.	\$641,587		\$641,587
Social Work	\$5,033	\$316,765	\$321,798
UW Alumni Association	\$208,489		\$208,489
University Press	\$62,285		\$62,285
University Support	\$2,655,925		\$2,655,925
Washington Tech. Center			
UW Bothell	\$7,683		\$7,683
UW Tacoma	\$47,237		\$47,237
All UW Total	\$33,307,263	\$25,463,099	\$58,770,362

Source: UW Office of Development

Contribution totals for the major Development areas of the University are shown.

Job Number: 62409

September 2004

Development Area Summary - Gifts and Private Grants

	Current Month		Year to Date Total		Prior Year to Date Total		Prior Fiscal Year Total	
	Donors	Donor Value	Donors	Donor Value	Donors	Donor Value	Donors	Donor Value
UW Seattle								
UW Medicine	2,693	\$6,836,946	3,916	\$20,059,506	3,342	\$20,828,771	15,677	\$73,746,044
Architecture	52	\$8,519	96	\$42,354	104	\$66,520	1,125	\$1,526,446
Arts and Sciences	1,494	\$4,146,358	3,256	\$7,072,332	2,973	\$5,847,519	15,042	\$21,258,923
Broadcast Services	267	\$305,639	548	\$1,293,355	1,031	\$1,541,785	3,055	\$8,003,070
Business School	621	\$2,288,988	901	\$2,778,409	757	\$1,597,970	3,774	\$8,104,326
Dentistry	102	\$28,843	216	\$198,926	170	\$258,342	1,314	\$1,166,282
Education	109	\$677,565	477	\$1,748,116	514	\$721,552	1,559	\$2,231,526
Engineering	367	\$3,385,414	693	\$6,549,436	810	\$5,521,366	3,709	\$23,824,360
Evans Schl. of Pub. Affairs	51	\$5,168,713	89	\$7,088,493	67	\$6,141,703	420	\$8,704,838
Forest Resources	55	\$105,554	152	\$454,474	135	\$195,486	1,055	\$1,860,102
Graduate School	34	\$54,165	52	\$203,866	48	\$655,551	663	\$1,956,894
Information School	113	\$13,072	132	\$66,441	155	\$102,226	528	\$463,842
Intercollegiate Athletics	667	\$501,800	1,259	\$1,554,011	1,663	\$1,159,161	21,719	\$12,479,465
Law	66	\$285,054	155	\$344,567	140	\$390,878	1,703	\$2,886,862
Libraries	168	\$27,249	276	\$120,127	257	\$51,422	3,589	\$616,206
Nursing	184	\$167,086	246	\$669,394	201	\$562,239	1,617	\$1,922,445
Ocean and Fisheries	36	\$368,984	60	\$1,910,787	54	\$1,767,157	553	\$4,155,330
Pharmacy	91	\$290,246	136	\$862,783	141	\$245,199	1,061	\$1,494,282
President's Funds	195	\$19,601	258	\$108,108	453	\$39,724	2,322	\$869,415
Public Health	96	\$459,882	138	\$1,699,860	147	\$2,151,734	584	\$6,667,414
Scholar. & Student Progs.	431	\$195,041	934	\$641,587	1,020	\$1,156,612	4,958	\$5,858,592
Social Work	42	\$52,026	70	\$321,798	102	\$115,759	795	\$492,520
UW Alumni Association	1,337	\$56,921	4,380	\$208,489	4,889	\$232,213	22,454	\$1,032,281
University Press	19	\$6,430	98	\$62,285	69	\$42,571	257	\$309,101
University Support	116	\$362,576	335	\$2,655,925	259	\$675,803	1,245	\$4,627,937
Washington Tech. Center					1	\$78,708	1	\$219,908
UW Bothell	23	\$1,281	63	\$7,683	31	\$9,889	274	\$248,742
UW Tacoma	45	\$8,163	87	\$47,237	44	\$119,999	549	\$3,050,522
All UW Unique Total	8,824	\$25,822,129	17,668	\$58,770,362	18,183	\$52,277,874	91,903	\$199,777,690

Source: UW Office of Development

The number of donors and contribution totals for the major Development areas of the University are shown.

Job Number: 62409

September 2004

Development Area Summary - Gifts and Private Grants

Development Area Summary - Gifts

	Current Month		Year to Date Total		Prior Year to Date Total		Prior Fiscal Year Total	
	Donors	Donor Value	Donors	Donor Value	Donors	Donor Value	Donors	Donor Value
UW Seattle								
UW Medicine	2,623	\$2,892,931	3,785	\$8,858,193	3,207	\$7,335,120	15,479	\$36,774,110
Architecture	52	\$8,519	95	\$39,854	103	\$64,020	1,123	\$1,225,952
Arts and Sciences	1,485	\$3,864,904	3,227	\$5,122,770	2,940	\$2,440,410	14,989	\$14,525,068
Broadcast Services	267	\$305,639	548	\$1,293,355	1,031	\$1,541,785	3,055	\$8,003,070
Business School	620	\$2,263,588	900	\$2,753,009	757	\$1,597,970	3,774	\$8,104,326
Dentistry	102	\$28,843	215	\$122,721	167	\$121,853	1,310	\$859,073
Education	109	\$677,565	476	\$1,163,116	512	\$667,785	1,554	\$1,474,556
Engineering	361	\$3,022,158	678	\$4,724,516	783	\$3,549,981	3,654	\$15,709,271
Evans Schl. of Pub. Affairs	47	\$5,680	79	\$127,510	61	\$134,604	412	\$705,172
Forest Resources	55	\$105,554	150	\$396,724	134	\$157,801	1,050	\$1,730,480
Graduate School	34	\$54,165	49	\$120,149	46	\$55,550	659	\$1,093,298
Information School	113	\$13,072	131	\$39,666	154	\$27,029	527	\$388,645
Intercollegiate Athletics	667	\$501,800	1,259	\$1,554,011	1,663	\$1,159,161	21,719	\$12,479,465
Law	66	\$285,054	155	\$344,567	140	\$390,878	1,703	\$2,886,862
Libraries	168	\$27,249	276	\$120,127	257	\$51,422	3,589	\$616,206
Nursing	181	\$45,183	238	\$324,181	195	\$411,523	1,609	\$1,198,123
Ocean and Fisheries	36	\$368,984	52	\$1,371,364	48	\$1,259,020	537	\$2,827,176
Pharmacy	90	\$288,246	134	\$772,181	141	\$245,199	1,058	\$1,232,611
President's Funds	195	\$19,601	258	\$108,108	453	\$39,724	2,322	\$869,415
Public Health	92	\$163,851	127	\$322,889	126	\$50,261	551	\$603,827
Scholar. & Student Progs.	431	\$195,041	934	\$641,587	1,019	\$1,155,012	4,957	\$5,855,992
Social Work	41	\$2,026	65	\$5,033	98	\$9,470	790	\$128,763
UW Alumni Association	1,337	\$56,921	4,380	\$208,489	4,889	\$232,213	22,454	\$1,032,281
University Press	19	\$6,430	98	\$62,285	69	\$42,571	257	\$309,101
University Support	116	\$362,576	335	\$2,655,925	256	\$179,803	1,241	\$4,022,337
Washington Tech. Center					1	\$78,708	1	\$219,908
UW Bothell	23	\$1,281	63	\$7,683	31	\$9,889	274	\$248,742
UW Tacoma	45	\$8,163	87	\$47,237	44	\$119,999	549	\$3,050,522
All UW Unique Total	8,734	\$15,575,037	17,464	\$33,307,263	17,964	\$23,128,776	91,572	\$128,174,367

Source: UW Office of Development

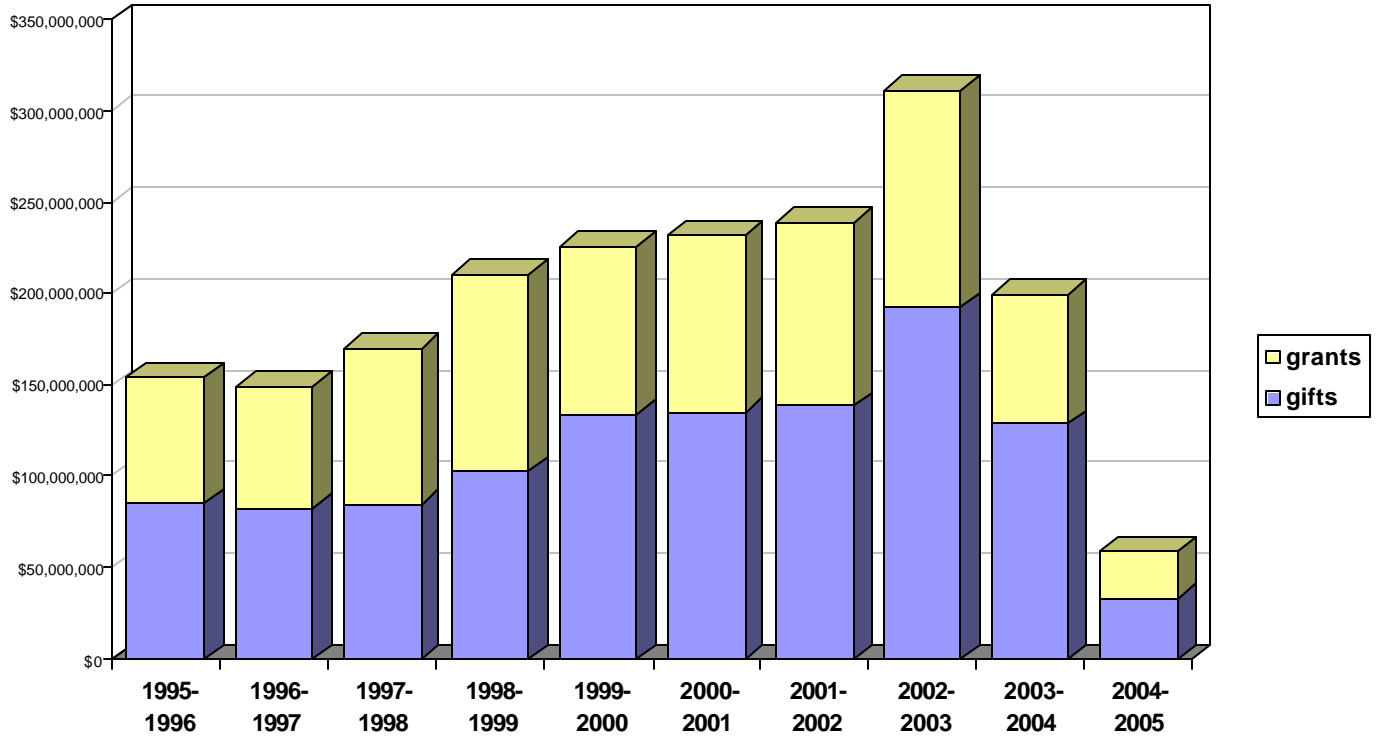
The number of donors and contribution totals (gifts only) for the major Development areas of the University are shown.

Job Number: 62409

September 2004

Development Area Summary - Gifts

Complete Fiscal Year Comparison of Total Contributions Received

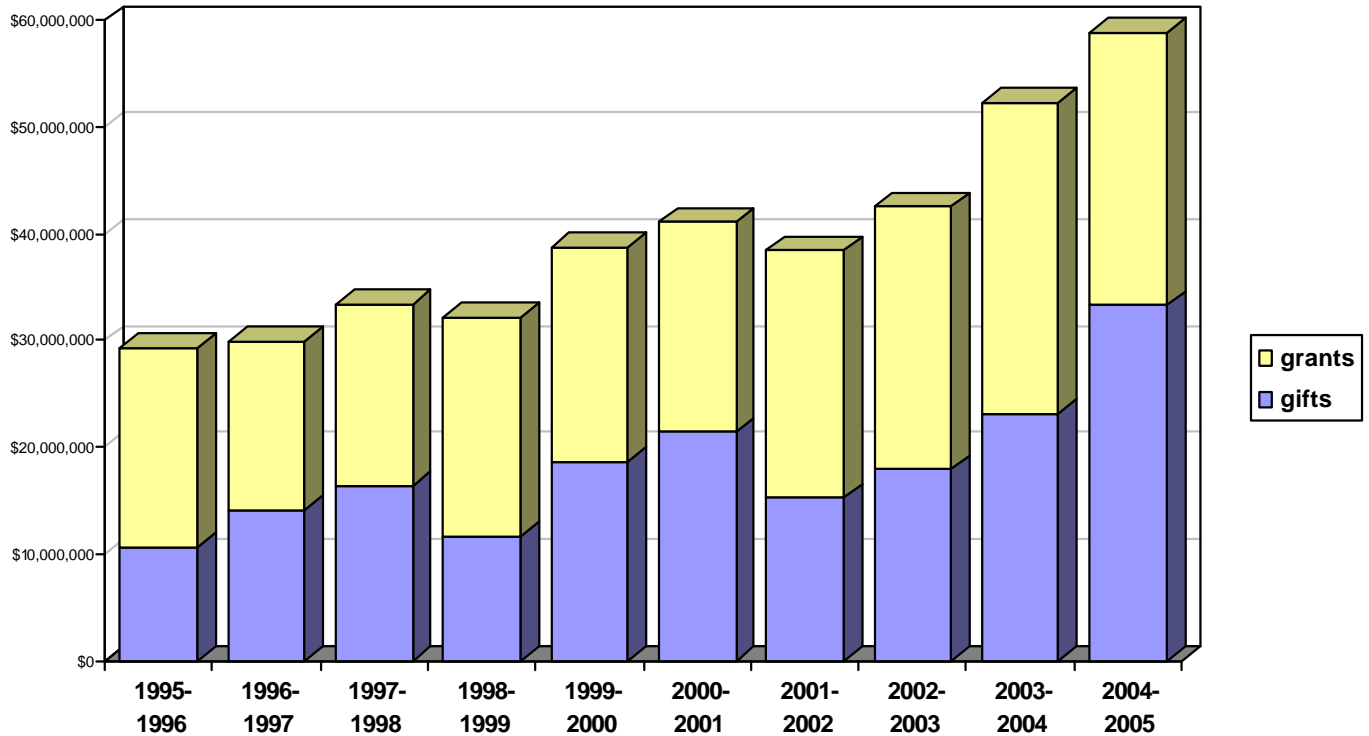


Source: UW Office of Development

Fiscal Year Contribution Totals			
Fiscal Year	Gifts	Grants	Total Contributions
2004- 2005	\$33,307,263	\$25,463,099	\$58,770,362
2003- 2004	\$128,174,367	\$71,603,323	\$199,777,690
2002- 2003	\$192,573,183	\$118,677,722	\$311,250,905
2001- 2002	\$137,959,340	\$100,820,547	\$238,779,887
2000- 2001	\$134,805,190	\$97,112,979	\$231,918,169
1999- 2000	\$134,037,997	\$91,536,165	\$225,574,162
1998- 1999	\$102,925,077	\$107,619,586	\$210,544,663
1997- 1998	\$84,718,016	\$85,276,615	\$169,994,631
1996- 1997	\$81,892,963	\$67,425,874	\$149,318,837
1995- 1996	\$85,036,511	\$69,150,088	\$154,186,599

This graph compares the current fiscal year's contribution totals to each of the previous nine fiscal year's contribution totals.

Year To Date Contribution Totals

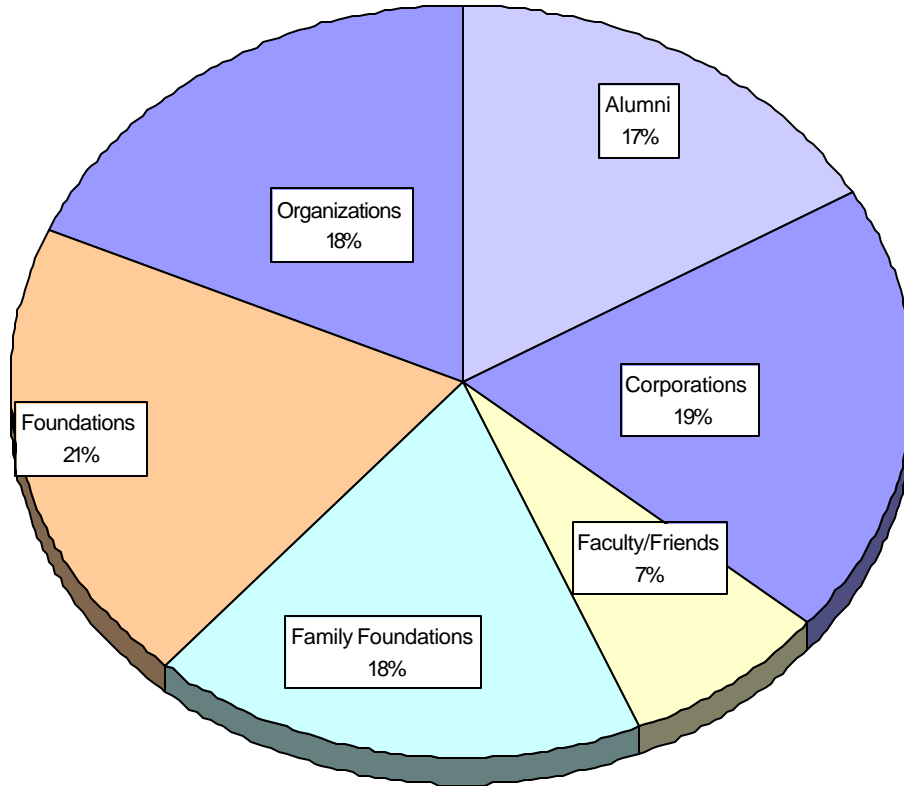


Source: UW Office of Development

Year To Date Contribution Totals			
Fiscal Year	Gifts	Grants	Total Contributions
2004- 2005	\$33,307,263	\$25,463,099	\$58,770,362
2003- 2004	\$23,128,776	\$29,149,098	\$52,277,874
2002- 2003	\$17,877,664	\$24,671,474	\$42,549,138
2001- 2002	\$15,196,328	\$23,250,028	\$38,446,357
2000- 2001	\$21,349,307	\$19,740,955	\$41,090,262
1999- 2000	\$18,660,932	\$20,029,863	\$38,690,795
1998- 1999	\$11,577,918	\$20,580,416	\$32,158,334
1997- 1998	\$16,329,804	\$17,014,187	\$33,343,991
1996- 1997	\$14,037,903	\$15,856,279	\$29,894,182
1995- 1996	\$10,642,388	\$18,596,715	\$29,239,103

This graph compares the current fiscal year's contribution totals to each of the previous nine fiscal year's contribution totals.

Development Activity by Donor Type in Current Fiscal Year



Source: UW Office of Development

Donor Type Totals						
Donor Type	Year to Date Total		Prior Year to Date Total		Prior Fiscal Year Total	
	Donors	Donor Value	Donors	Donor Value	Donors	Donor Value
Alumni	9,764	\$9,765,827	10,797	\$4,439,589	49,719	\$37,211,398
Corporations	775	\$11,389,764	720	\$12,303,479	3,760	\$46,349,831
Faculty/Friends	6,798	\$4,395,554	6,322	\$4,480,120	38,667	\$30,868,004
Family Foundations	48	\$10,551,222	49	\$8,005,512	161	\$21,205,792
Foundations	132	\$11,904,862	161	\$13,526,783	387	\$34,932,399
Organizations	155	\$10,763,134	140	\$9,522,391	494	\$29,210,266

This graph shows the sources of contributions for the current year to date.

Alumni Participation by Constituency

	Current Fiscal Year to Date			Previous Fiscal Year to Date			
	Solicitable	Donors	Partic. Rate	Solicitable	Donors	Partic. Rate	Final %
UW Seattle							
UW Medicine	15,842	582	3.7%	16,430	589	3.6%	19.6%
Architecture	7,192	197	2.7%	7,307	232	3.2%	18.9%
Arts and Sciences	121,216	4,401	3.6%	128,104	4,828	3.8%	15.8%
Business School	34,015	1,588	4.7%	35,210	1,758	5.0%	22.0%
Dentistry	4,301	215	5.0%	4,312	240	5.6%	31.3%
Education	18,677	656	3.5%	20,049	739	3.7%	18.9%
Engineering	29,399	923	3.1%	30,589	1,087	3.6%	16.6%
Evans Schl. Of Pub. Affairs	1,872	81	4.3%	1,797	85	4.7%	23.9%
Forest Resources	4,382	124	2.8%	4,468	123	2.8%	17.6%
Interdisc. Grad. Programs	1,161	49	4.2%	1,128	67	5.9%	22.5%
Interschool Programs	241	10	4.1%	219	9	4.1%	16.9%
Information School	3,786	210	5.5%	3,869	254	6.6%	23.0%
Law	7,070	241	3.4%	7,008	264	3.8%	25.6%
School Of Nursing	7,976	405	5.1%	8,092	418	5.2%	24.8%
Ocean & Fisheries	3,560	89	2.5%	3,705	111	3.0%	18.1%
Pharmacy	3,147	143	4.5%	3,159	168	5.3%	31.9%
Public Health	3,139	146	4.7%	3,044	145	4.8%	21.4%
Social Work	5,707	172	3.0%	6,008	219	3.6%	16.3%
Undergrad. Interdisc. Programs	67	3	4.5%	44	3	6.8%	25.0%
UW Bothell	3,580	118	3.3%	3,258	125	3.8%	12.8%
UW Tacoma	4,016	102	2.5%	3,595	98	2.7%	12.5%
Unspecified	11,614	510	4.4%	12,900	596	4.6%	22.1%
All UW Total	267,179	9,764	3.7%	278,939	10,797	3.9%	17.8%

Source: UW Office of Development