

VII. STANDING COMMITTEES

B. Finance and Audit Committee

Grant and Contract Awards – August, 2004

RECOMMENDED ACTION:

It is the recommendation of the administration and the Finance and Audit Committee that the Board of Regents accept the Grant and Contract Awards as presented on the attached list.

Attachment: Grant and Contract Awards Summary  
Report of Grant and Contract Awards of  
\$1,000,000 or More

---

---

# **Grant and Contract Awards Summary**

**to**

**The Board of Regents**

**of the**

**University of Washington**

**for**

**August 2004**

**Office of Research**

**Grant and Contract Services**

---

---



## Table of Contents

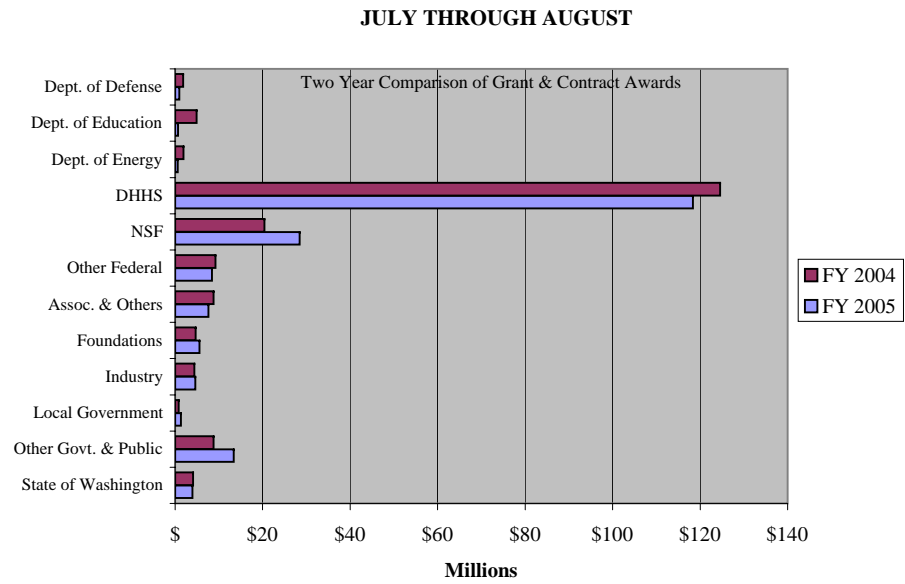
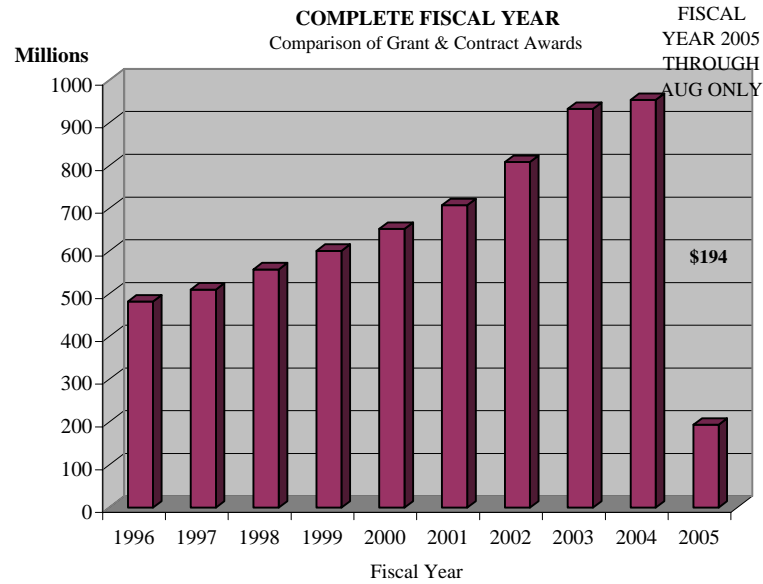
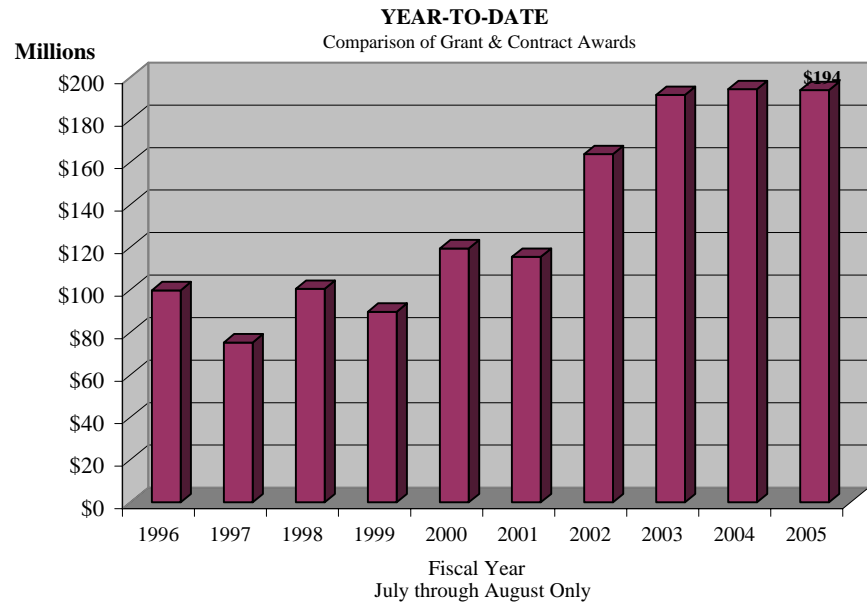
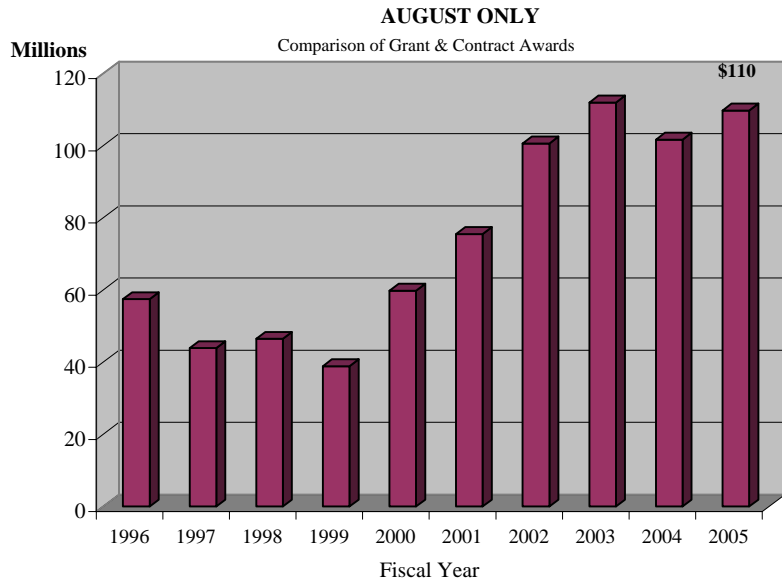
	Page
Award Highlights	2
Graphic Summary of Award Activity	3
Summary of Grant and Contract Awards	4
Comparison of Grant and Contract Awards by Agency	5
Comparison of Grant and Contract Awards by School/College	6
Listing of Awards for College of Arts and Sciences by Department	7
Summary of Grant Awards - Excluding Private Awards	8
Summary of Private Grant Awards	9
Summary of Contract Awards	10

---

AUGUST HIGHLIGHTS

The National Heart, Lung and Blood Institute, National Institutes of Health, awarded a grant in the amount of \$4,351,874 for a project under the direction of Professor Alfred P. Hallstrom of the Biostatistics Department entitled "Emergency Medical Systems Network Data Coordinating Center." This funding provides support for the first year of a five-year project totaling approximately \$28,500,000. The purpose of the program is to provide a Data Coordinating Center for a Resuscitation Research Consortium to conduct clinical trials in the areas of out-of-hospital cardiopulmonary arrest (OOHCA) and life threatening traumatic injury (LTI). The practitioners will collaborate with community emergency providers, emergency physicians and cardiologists and clinicians at each of five to ten regional clinical centers which will implement the research protocols over the five year period more students to pursue an education in the mathematical sciences.

The Freeman Foundation awarded a grant in the amount of \$576,555 for a project under the direction of Mary H. Bernson, the Associate Director of the East Asia Center in the Jackson School of International Studies, entitled "National Consortium For Teaching About Asia." The East Asia Resource Center is one of five national coordinating sites for the National Consortium For Teaching About Asia (NCTA). The goal of NCTA is to foster a permanent place for Asia in the K-12 curriculum of American schools. The strategy for reaching this goal is to focus on providing professional development programs for teachers. The UW Center serves six Northwest states in offering seminars about East Asia and study tours to East Asia for K-12 teachers in the region.



---

---

**Summary of Grant and Contract Awards**  
**Fiscal Year 2004-2005**

---

<b>Month</b>	<b>R E S E A R C H</b>		<b>T R A I N I N G</b>		<b>Total</b>
	<b>Federal</b>	<b>Non-Federal</b>	<b>Federal</b>	<b>Non-Federal</b>	<b>Grants and Contracts</b>
July	\$59,948,697	\$15,490,944	\$6,142,165	\$2,586,862	\$84,168,668
August	\$82,841,472	\$16,029,595	\$8,528,029	\$2,376,175	\$109,775,271
September					
October					
November					
December					
January					
February					
March					
April					
May					
June					
<b>Current Year to Date</b>	<b>\$142,790,169</b>	<b>\$31,520,539</b>	<b>\$14,670,194</b>	<b>\$4,963,037</b>	<b>\$193,943,939</b>
<b>Previous Year to Date</b>	<b>\$137,610,483</b>	<b>\$25,610,889</b>	<b>\$25,266,910</b>	<b>\$5,942,969</b>	<b>\$194,431,251</b>
<b>Over (Under) Previous Year</b>	<b>\$5,179,686</b>	<b>\$5,909,650</b>	<b>(\$10,596,716)</b>	<b>(\$979,932)</b>	<b>(\$487,312)</b>

---

---

Assuming acceptance of all awards by the Board of Regents

---

---

**Comparison of Grant and Contract Awards by Agency**  
**Fiscal Years 2003-2004 and 2004-2005**

---

<b>Agency</b>	<b>July-Aug FY04</b>	<b>July-Aug FY05</b>
Department of Defense	\$1,862,051	\$914,811
Department of Education	\$4,874,371	\$690,000
Department of Energy	\$1,890,784	\$601,557
Dept. of Health and Human Services	\$124,579,868	\$118,366,880
National Science Foundation	\$20,420,327	\$28,482,341
Other Federal	\$9,249,992	\$8,404,774
<b>Subtotal for Federal:</b>	<b>\$162,877,393</b>	<b>\$157,460,363</b>
Associations _Others	\$8,805,852	\$7,597,612
Foundations	\$4,670,654	\$5,543,272
Industry	\$4,375,553	\$4,620,032
Local Government	\$789,643	\$1,324,370
Other Government and Public Agencies	\$8,807,245	\$13,416,472
State of Washington	\$4,104,911	\$3,981,818
<b>Subtotal for Non-Federal:</b>	<b>\$31,553,858</b>	<b>\$36,483,576</b>
<b>Grand Total :</b>	<b>\$194,431,251</b>	<b>\$193,943,939</b>
<b>Amount of Increase (Decrease):</b>		<b>(\$487,312)</b>
<b>Percent of Increase (Decrease):</b>		<b>-0.3%</b>

**Assuming acceptance of all awards by the Board of Regents**



**Comparison of Grant and Contract Awards by School/College**  
**Fiscal Years 2003-2004 and 2004-2005**

<b>School/College</b>	<b>July-Aug FY04</b>	<b>July-Aug FY05</b>
<b>Upper Campus</b>		
Achitecture and Urban Planning	\$30,888	\$65,727
Arts and Science	\$18,932,530	\$20,577,343
Business Administration	\$0	\$0
Education	\$2,445,090	\$1,169,690
Engineering	\$21,854,365	\$17,349,334
Evans School of Public Affairs	\$863,007	\$2,012,296
Forest Resources	\$1,851,537	\$1,922,092
Graduate School	\$566,941	\$167,742
Information School	\$324,315	\$116,258
Law	\$0	\$50,000
Ocean and Fishery Sciences	\$9,646,140	\$13,303,587
Office of Research	\$589,399	\$2,504,291
Social Work	\$6,443,830	\$4,172,016
Undergraduate Education	\$59,193	\$80,337
<b>Subtotal :</b>	<b>\$63,607,235</b>	<b>\$63,490,713</b>
<b>Health Sciences</b>		
Dentistry	\$5,997,686	\$2,070,089
Medicine	\$92,872,053	\$90,422,593
Nursing	\$6,676,033	\$4,859,801
Pharmacy	\$3,443,781	\$1,317,419
Public Health and Community Medicine	\$14,945,560	\$23,760,883
<b>Subtotal :</b>	<b>\$123,935,113</b>	<b>\$122,430,785</b>
<b>Special Programs</b>		
Health Sciences Special Programs	\$6,342,476	\$6,919,335
Other Special Programs	\$429,427	\$14,300
<b>Subtotal :</b>	<b>\$6,771,903</b>	<b>\$6,933,635</b>
<b>Branch Campuses</b>		
Branch Campuses (Bothell)	\$117,000	\$953,759
Branch Campuses (Tacoma)	\$0	\$135,047
<b>Subtotal :</b>	<b>\$117,000</b>	<b>\$1,088,806</b>
<b>Grand Total :</b>	<b>\$194,431,251</b>	<b>\$193,943,939</b>

Assuming acceptance of all awards by the Board of Regents

---



---

**List of Awards for Arts and Sciences**

<b>Department</b>	<b>July-Aug FY04</b>	<b>July-Aug FY05</b>
Center for Statistics and the Social Sciences	\$38,203	\$0
Center for Studies in Demography and Ecology	\$865,992	\$354,757
Department of Anthropology	\$326,876	\$242,516
Department of Applied Mathematics	\$522,219	\$96,387
Department of Astronomy	\$923,650	\$342,896
Department of Atmospheric Sciences	\$589,671	\$1,114,516
Department of Biology	\$5,865,390	\$1,667,202
Department of Chemistry	\$1,683,679	\$6,555,791
Department of Classics	\$44,656	\$0
Department of Communication	\$176,494	\$80,000
Department of Earth and Space Sciences	\$1,536,192	\$2,266,934
Department of Geography	\$0	\$300,000
Department of Germanics	\$0	\$36,000
Department of Mathematics	\$398,692	\$2,890,175
Department of Near Eastern Languages & Civilization	\$37,782	\$2,000
Department of Physics	\$555,627	\$1,415,918
Department of Political Science	\$40,958	\$0
Department of Psychology	\$1,885,789	\$1,658,732
Department of Scandinavian Languages and Literature	\$27,273	\$18,182
Department of Sociology	\$170,705	\$0
Department of Speech and Hearing Sciences	\$320,471	\$8,504
Department of Statistics	\$702,649	\$309,587
Henry M. Jackson School of International Studies	\$2,022,862	\$647,385
Institute for Nuclear Theory	\$161,700	\$125,000
Thomas Burke Memorial Washington State Museum	\$35,000	\$444,861
	<hr/>	<hr/>
	<b>\$18,932,530</b>	<b>\$20,577,343</b>

**Assuming acceptance of all awards by the Board of Regents**

---

---

## Summary of Grant Awards

Fiscal Year 2004-2005

(Excluding Private Awards from Foundations, Industry, Associations and Other)

---

Month	R E S E A R C H		T R A I N I N G		Total Grants
	Federal	Non-Federal	Federal	Non-Federal	
July	\$55,974,193	\$6,566,850	\$5,628,040	\$419,247	\$68,588,330
August	\$81,537,111	\$3,607,384	\$8,409,062	\$286,194	\$93,839,751
September					
October					
November					
December					
January					
February					
March					
April					
May					
June					
<b>Year to Date</b>	<b>\$137,511,304</b>	<b>\$10,174,234</b>	<b>\$14,037,102</b>	<b>\$705,441</b>	<b>\$162,428,081</b>

---

---

Assuming acceptance of all awards by the Board of Regents

---

---

## Summary of Grant Awards

Fiscal Year 2004-2005

(Private Awards from Foundations, Industry, Associations and Other)

---

Month	RESEARCH	TRAINING	Total Grants
July	\$4,689,311	\$1,326,279	\$6,015,590
August	\$6,122,163	\$1,311,941	\$7,434,104
September			
October			
November			
December			
January			
February			
March			
April			
May			
June			
Year to Date	<b>\$10,811,474</b>	<b>\$2,638,220</b>	<b>\$13,449,694</b>

---

---

Assuming acceptance of all awards by the Board of Regents

---

---

**Summary of Contract Awards**

**Fiscal Year 2004-2005**

---

<b>Month</b>	<b>R E S E A R C H</b>		<b>T R A I N I N G</b>		<b>Total Contracts</b>
	<b>Federal</b>	<b>Non-Federal</b>	<b>Federal</b>	<b>Non-Federal</b>	
July	\$3,974,504	\$4,234,783	\$514,125	\$841,336	\$9,564,748
August	\$1,304,361	\$6,300,048	\$118,967	\$778,040	\$8,501,416
September					
October					
November					
December					
January					
February					
March					
April					
May					
June					
<b>Year to Date</b>	<b>\$5,278,865</b>	<b>\$10,534,831</b>	<b>\$633,092</b>	<b>\$1,619,376</b>	<b>\$18,066,164</b>

**Assuming acceptance of all awards by the Board of Regents**



---

---

**Report of Grant and Contract Awards  
Of \$1,000,000 or More**

**August 2004**

**Requiring Action of  
The Board of Regents**

**of the  
University of Washington**

**Office of Research  
Grant and Contract Services**

---

---





## Table of Contents

	Page
Detail of Grant Awards - Excluding Private Grants	2
Detail of Contracts	5

**Detail of Grant Awards (Excluding Private Awards) for  
August 2004**

**FEDERAL**

**DEPT. OF HEALTH AND HUMAN SERVICES**

**Health Resources and Services Administration**

To: BERNADETTE LALONDE, RESEARCH ASSOCIATE PROFESSOR \$2,362,082  
DEPARTMENT OF HEALTH SERVICES  
For: NORTHWEST AIDS EDUCATION AND TRAINING CENTER

Eff: 7/1/2002

**National Institutes of Health**

To: PAUL G. RAMSEY, DEAN \$4,584,764  
SCHOOL OF MEDICINE  
For: GENERAL CLINICAL RESEARCH CENTER

Eff: 4/6/2004

To: ALFRED P. HALLSTROM, PROFESSOR \$4,351,874  
DEPARTMENT OF BIostatISTICS  
For: EMERGENCY MEDICAL SYSTEMS NETWORK DATA COORDINATING CENTER

Eff: 7/12/2004

To: THOMAS R. MARTIN, PROFESSOR \$3,082,664  
DEPARTMENT OF MEDICINE  
For: SCCOR IN TRANSLATIONAL RESEARCH IN ACUTE LUNG INJURY

Eff: 7/1/2004

To: DEIRDRE R. MELDRUM, PROFESSOR \$2,950,847  
DEPARTMENT OF ELECTRICAL ENGINEERING  
For: CEGSTECH: INTEGRATED BIOLOGICALLY-ACTIVE MICROSYSTEMS

Eff: 8/1/2004

To: DEBORAH A. NICKERSON, PROFESSOR \$2,553,806  
GENOME SCIENCES  
For: UW-FHCRC VARIATION DISCOVERY RESOURCE

Eff: 8/1/2004

To: CHARLES E. MURRY, PROFESSOR \$1,747,495  
DEPARTMENT OF PATHOLOGY  
For: MECHANISMS OF CARDIOVASCULAR REACTION TO INJURY

Eff: 8/1/2004

**Detail of Grant Awards (Excluding Private Awards) for  
August 2004**

To:	MICHAEL J. GURALNICK, PROFESSOR/DIRECTOR	\$1,641,772
	CHILD DEVELOPMENT AND MENTAL RETARDATION CENTER	
For:	RESEARCH IN MENTAL RETARDATION AND CHILD DEVELOPMENT	
Eff:	7/1/2004	
To:	JEFFREY S. CHAMBERLAIN, PROFESSOR	\$1,381,977
	DEPARTMENT OF NEUROLOGY	
For:	MUSCULAR DYSTROPHY COOPERATIVE RESEARCH CENTER	
Eff:	8/1/2004	
To:	RICHARD F. CATALANO, PROFESSOR	\$1,255,982
	SCHOOL OF SOCIAL WORK	
For:	REDUCING RISK AND ENHANCING PROTECTIVE FACTORS IN CHILDREN	
Eff:	8/1/2001	
To:	STEVEN E. KAHN, PROFESSOR	\$1,000,000
	DEPARTMENT OF MEDICINE	
For:	STUDY OF HEALTH OUTCOMES OF WEIGHT-LOSS (SHOW)	
Eff:	8/1/2004	
	<b>Dept. of Health and Human Services Subtotal:</b>	<hr/> <b>\$26,913,263</b>

**NATIONAL SCIENCE FOUNDATION**

**National Science Foundation**

To:	LARRY R. DALTON, PROFESSOR	\$3,640,000
	DEPARTMENT OF CHEMISTRY	
For:	SCIENCE & TECHNOLOGY CENTER ON MATERIALS AND DEVICES FOR INFORMATION	
Eff:	8/1/2002	
To:	RAY W. HILBORN, PROFESSOR	\$2,000,000
	SCHOOL OF AQUATIC AND FISHERY SCIENCES	
For:	BIOCOMPLEXITY AND FISHERY SUSTAINABILITY	
Eff:	9/1/2004	
To:	KAREN I. GOLDBERG, ASSOCIATE PROFESSOR	\$1,000,000
	DEPARTMENT OF CHEMISTRY	
For:	CENTER FOR ACTIVATION AND TRANSFORMATION OF STRONG BONDS	
Eff:	9/1/2004	

**Detail of Grant Awards (Excluding Private Awards) for  
August 2004**

**National Science Foundation Subtotal:**

---

**\$6,640,000**

**Total for Federal:**

---

---

**\$33,553,263**

**Detail of Contract Awards for  
August 2004**

**NON-FEDERAL**

**OTHER GOVERNMENT & PUBLIC AGENCIES**

**University of Mississippi**

To: LAWRENCE A. CRUM, ASSOCIATE DIRECTOR \$1,555,000  
APPLIED PHYSICS LABORATORY  
For: REMOTE ACOUSTIC HEMOSTASIS AND OTHER APPLICATIONS OF IMAGE GUIDED HIFU THERAPY

Eff: 11/15/2001

**Other Government & Public Agencies Subtotal:** 

---

**\$1,555,000**

**Total for Non-Federal:** 

---

---

**\$1,555,000**

**Total Awards \$1,000,000 or Greater:** 

---

---

**\$35,108,263**