

VII. STANDING COMMITTEES

B. Finance and Audit Committee

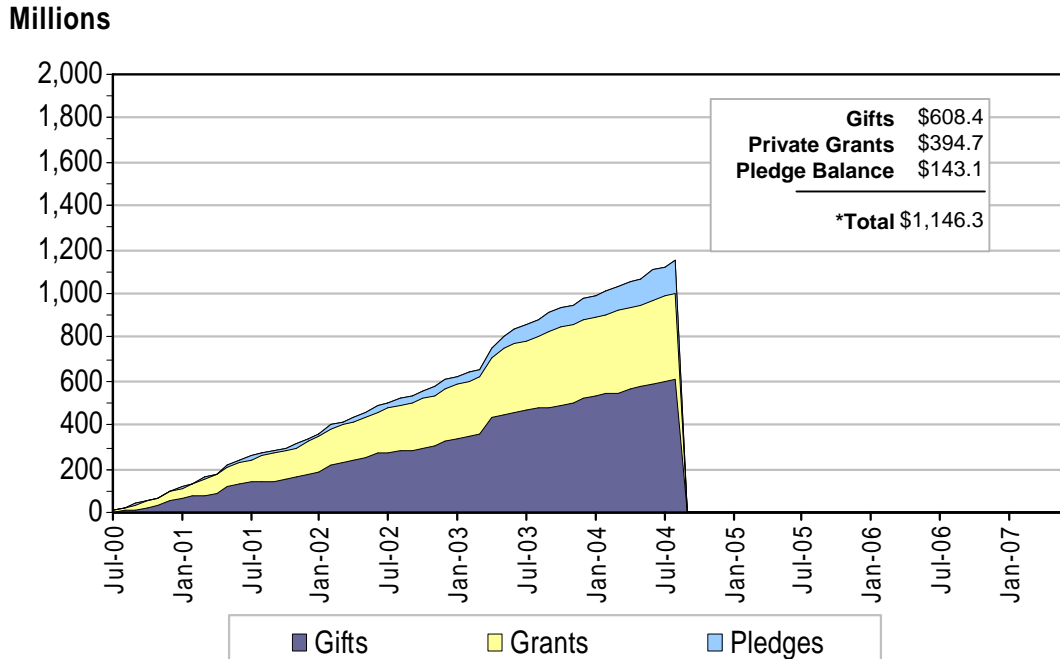
UW

**Report of
Contributions**

University of Washington
University of Washington Foundation

August 2004

Fundraising Progress Since July 1, 2000



* dollars in millions

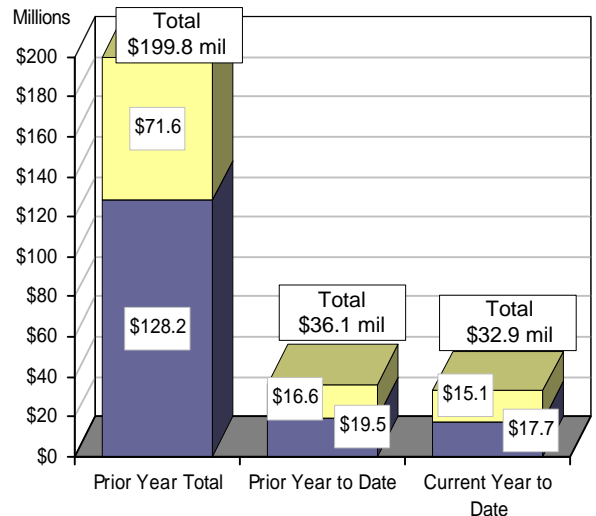
Data Points

- \$1,146,267,539 has been raised since July 1, 2000.

- The UW received \$17.6 million in total private voluntary support (\$7.7 million in gifts and \$10 million in grants) in August.

- Areas including Architecture, Dentistry, Education, Evans School, Forest Resources, Information School, ICA, Libraries, Nursing, Pharmacy, Social Work, University Press, UW Bothell and UW Tacoma are ahead of last years year-to-date totals.

Current Gift and Private Grant Totals



* dollars in millions

■ Gifts ■ Private Grants

August Gifts and Impact

Selected gifts representing private support by UW alumni of one or more of the University of Washington's key fundraising priorities - student, faculty, program and facility support

Andy Warhol Foundation for the Visual Arts - \$60,000 to the Henry Art Gallery

- The Warhol Foundation's gift will support the direct costs of *Hershmanlandia: The Art and Films of Lynn Hershman Lesson*, an exhibition premiering at the Henry Art Gallery in November 2005.
- This exhibit, which will tour internationally after its display at the Henry, is the first major U.S. survey of the work of Lynn Hershman Lesson, a San Francisco artist and filmmaker.
- The UW's Henry Art Gallery opened in 1927 as the first public art museum in the state. The museum's renovation and expansion, completed in April 1997, quadrupled its size. Over the years, it has gained an international reputation for its exhibitions of contemporary and modern art.
- The Warhol Foundation encourages and supports cultural organizations that in turn support artists and their work. The Foundation focuses primarily on work of a challenging nature.

Michael B. Jeffers - \$25,000 to the School of Law

- This gift will benefit the Gerry Alexander Fund for Professional Responsibility, honoring Washington State Supreme Court Chief Justice Gerry Alexander.
- Michael Jeffers ('64), chaired the Class of 1964's effort to establish this endowed fund, which was announced at a reunion dinner in July 2004, in honor of their classmate.
- The fund will be used to support the advancement of professional responsibility by acquiring library materials, funding legal research and student interactive projects, and sponsoring distinguished lectures on professional responsibility. It may eventually become an endowed professorship.
- Justice Alexander is known for promoting professional responsibility in his field, with emphasis on educating students and lawyers on ethical and professional responsibilities.
- Alumni have given and pledged almost \$60,000 to the fund to date, though due to judicial ethics, Justice Alexander cannot be told the names of those who contribute to the fund.

Washington State Combined Fund Drive Participants - \$2,348 to UW Tacoma

- This gift represents the combined donations from state of Washington employees to the UW Tacoma Fund for Excellence during the 2003-04 Washington State Combined Fund Drive.
- The Combined Fund Drive was created in 1984 to condense multiple fundraising campaigns soliciting state employees for money and volunteer time into a single effort.
- The first campaign in 1985 raised \$1.2 million. In fifteen years, state employees have contributed over \$51 million to sixteen hundred charities here and around the world, including many funds at the University of Washington. For the 2003-04 year, UW student scholarships, fellowships and other programs received \$16,617 in employee donations as a result of the CFD.
- The UW Tacoma Fund for Excellence plays an important role in promoting expanded student access and instructional excellence for the UW Tacoma campus, and allows the Chancellor the flexibility to reward and encourage excellence. Gifts are used to cover immediate or unexpected campus needs and to promote the continued growth of the campus.



Report of Contributions

University of Washington
University of Washington Foundation

August 2004

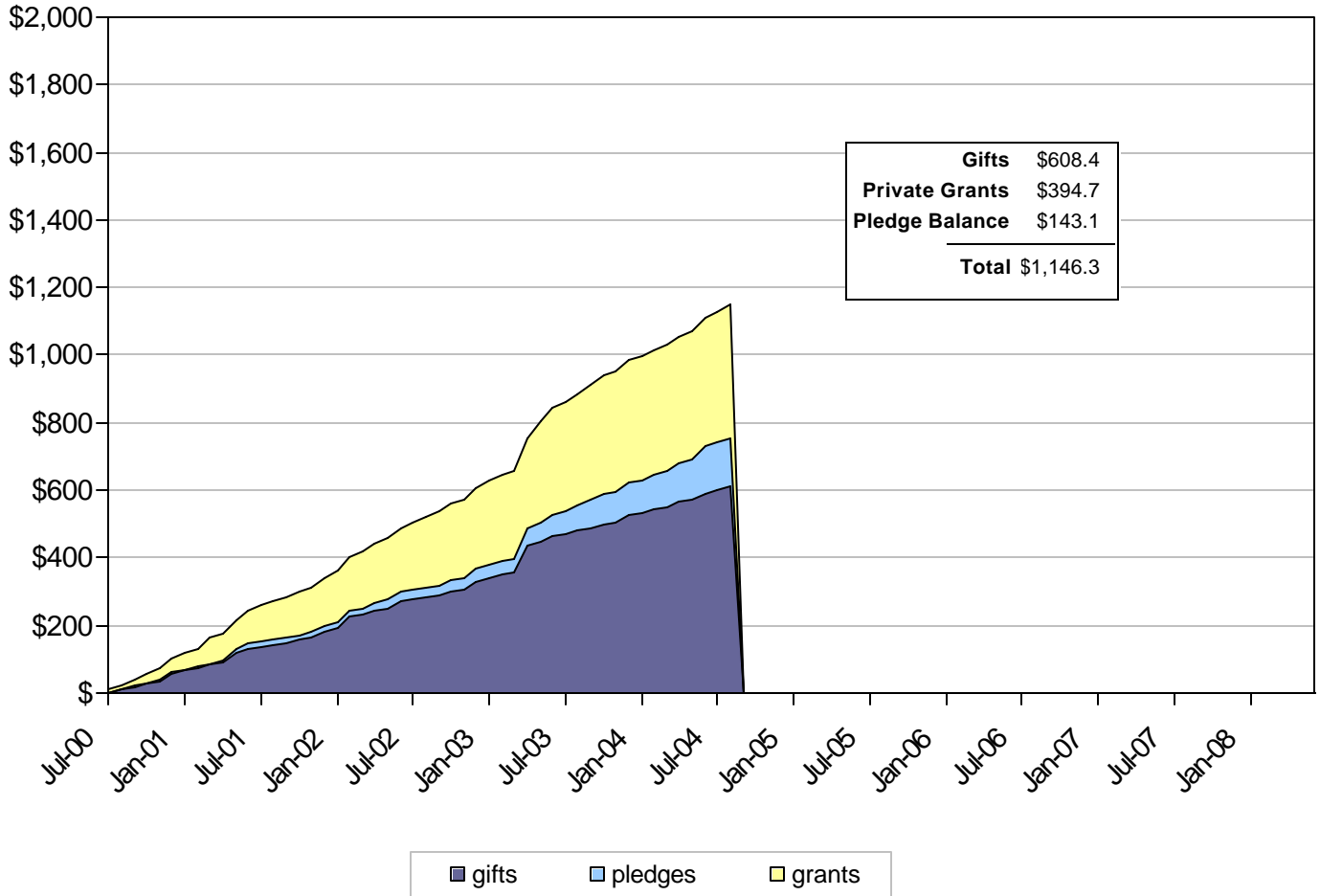
Prepared By:
Office of Development & Alumni Relations
Advancement Services
Information Management

Report Name	Page
Fundraising Progress Since July 1, 2000*	1
Campaign Progress by Giving Level*	2
Campaign Progress Pyramid*	3
Campaign Progress by Constituency*	4
Campaign Theme Progress* (Available September 2004)	
Development Area Summary - Total Private Voluntary Support	5
Development Area Summary - Gifts and Private Grants	6
Development Area Summary - Gifts	7
Complete Fiscal Year Comparison	8
Year to Date Contribution Totals	9
Development Activity by Donor Type	10
Alumni Participation by Constituency	11
Donors Giving \$25,000 or More	12
Pledges of \$25,000 or More	16
Estate Distributions of \$25,000 or More	18
In-Kind Donations of \$25,000 or More	19
Grant Transactions of \$100,000 or More	20

*All Campaign totals represented are from July 1, 2000 through the end of the preceeding calendar month. Please note that grant revenue totals in Campaign Reports may contain clinical trials. Fundraising totals from all affiliated non-profit organizations' are also included in UW Campaign totals.

Annual reporting is July 1, 2003 through the end of the preceeding calendar month.

Fundraising Progress Since July 1, 2000



Source: UW Office of Development

Summarizes Total Private Voluntary Support since July 1, 2000. Testamentary Commitments included in Pledge Balance total. All dollar totals in millions.

Campaign Progress by Giving Level

Dollars Raised

Gifts and Pledges

Giving Level *	Alumni	Non Alumni	Family Fndns.	Corporations	Foundations	Other Orgs.	Total
\$100M+	\$0	\$32,720	\$87,087,958	\$0	\$0	\$0	\$87,120,678
\$50M - \$99,999,999	\$0	\$0	\$0	\$0	\$0	\$0	\$0
\$10M - \$49,999,999	\$28,623,027	\$45,209,375	\$10,000,000	\$14,293,548	\$20,231,061	\$0	\$118,357,011
\$5M - \$9,999,999	\$14,544,664	\$5,005,500	\$0	\$24,210,654	\$15,154,777	\$18,260,112	\$77,175,706
\$1M - \$4,999,999	\$52,096,005	\$38,891,152	\$18,968,931	\$42,315,419	\$30,215,608	\$5,394,586	\$187,881,702
\$100,000 - \$999,999	\$49,211,003	\$41,119,677	\$14,300,783	\$26,942,369	\$14,943,597	\$7,937,176	\$154,454,604
\$25,000 - \$99,999	\$15,024,528	\$11,880,316	\$1,719,668	\$10,804,725	\$3,004,531	\$2,581,922	\$45,015,690
\$10,000 - \$24,999	\$8,912,392	\$6,575,590	\$711,728	\$5,475,499	\$910,233	\$944,911	\$23,530,354
\$5,000 - \$9,999	\$7,598,356	\$5,572,741	\$233,436	\$3,207,411	\$302,614	\$446,071	\$17,360,629
\$2,000 - \$4,999	\$7,527,878	\$5,922,315	\$82,638	\$2,445,350	\$199,477	\$299,586	\$16,477,245
\$1,000 - \$1,999	\$3,249,731	\$2,743,006	\$23,810	\$1,011,957	\$71,155	\$125,014	\$7,224,672
\$500 - \$999	\$3,003,251	\$2,182,615	\$5,860	\$531,617	\$25,975	\$64,889	\$5,814,207
\$250 - \$499	\$2,579,821	\$1,949,595	\$1,050	\$236,484	\$8,412	\$36,501	\$4,811,863
\$100 - \$249	\$2,178,267	\$1,558,191	\$1,310	\$215,988	\$7,545	\$22,512	\$3,983,813
\$1 - \$99	\$1,403,540	\$859,894	\$104	\$54,739	\$818	\$8,020	\$2,327,114
Gift / Pledge Total	\$195,952,462	\$169,502,688	\$133,137,276	\$131,745,759	\$85,075,804	\$36,121,300	\$751,535,289
Private Grant Total							\$394,726,444

Donor Counts

Giving Level	Alumni	Non Alumni	Family Fndns.	Corporations	Foundations	Other Orgs.	Total
\$100M+	0	2	1	0	0	0	3
\$50M - \$99,999,999	0	0	0	0	0	0	0
\$10M - \$49,999,999	6	6	1	1	3	0	17
\$5M - \$9,999,999	4	4	0	8	4	6	26
\$1M - \$4,999,999	55	60	10	39	35	23	222
\$100,000 - \$999,999	274	304	56	317	140	140	1,231
\$25,000 - \$99,999	627	531	45	449	112	148	1,912
\$10,000 - \$24,999	1,061	932	52	525	79	113	2,762
\$5,000 - \$9,999	2,034	1,624	39	598	65	90	4,450
\$2,000 - \$4,999	4,213	3,583	29	973	79	122	8,999
\$1,000 - \$1,999	3,929	3,667	20	946	60	117	8,739
\$500 - \$999	6,568	5,564	12	983	43	112	13,282
\$250 - \$499	10,103	8,662	3	837	26	120	19,751
\$100 - \$249	18,423	15,202	9	1,711	54	178	35,577
\$1 - \$99	34,824	28,409	3	1,391	17	233	64,877
Total	82,121	68,550	280	8,778	717	1,402	161,848

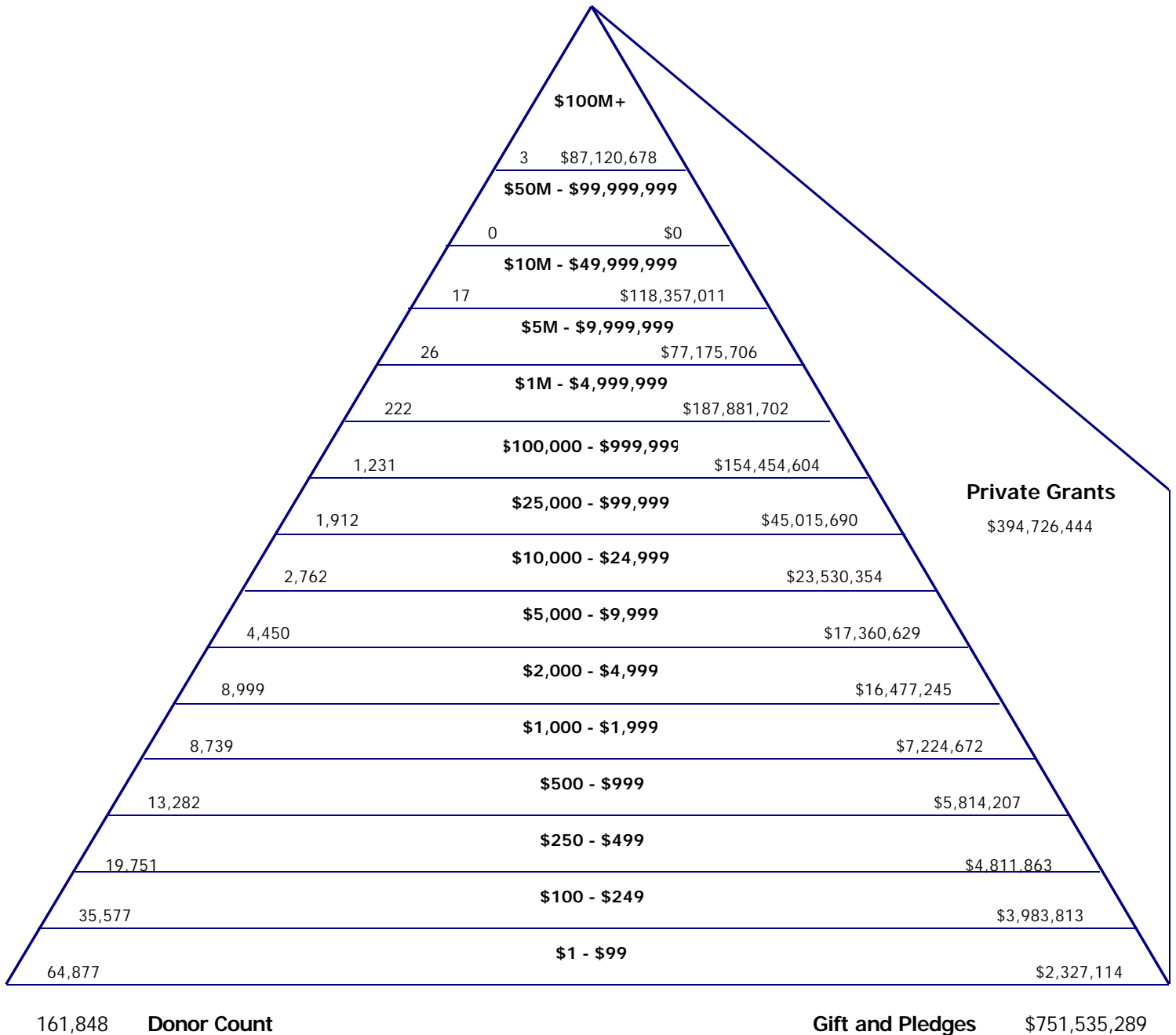
Source: UW Office of Development

This report shows the count of distinct donors and campaign total by giving level and donor type since July 1, 2000. **"Giving Level" is determined by summing of all gift record types(including grants); however only gifts and pledges are used to calculate dollar totals in the "Dollars Raised" chart.

Job Number: 61265

August 2004

Campaign Progress Pyramid - Since July 1, 2000


Campaign Total: \$1,146,261,733
***Campaign Working Goal: \$2,000,000,000**
Percent Complete: 57.3%

Source: UW Office of Development

The counts of distinct donors and fundraising totals by giving level are shown. *Unit campaign goals are still being finalized. Pyramid Levels are determined by summing all gift record types(including grants); however only gifts and pledges are used to calculate dollar totals displayed.

Job Number: 61265

August 2004

Campaign Progress by Constituency

	Gifts	Irrevocable Deferred Gifts		Active Pledges	Testamentary Commitments		Private Grants	Campaign - Private Voluntary Support		
		Donor Value	Discount Value		Donor Value	Discount Value		Total	* Working Goal	% of Goal
UW Medicine	\$189,456,781	\$8,427,899	\$3,513,483	\$22,824,043	\$16,614,853	\$3,764,087	\$201,320,118	\$438,643,694	\$1,000,000,000	43.9%
Architecture	\$5,417,693	\$244,117	\$78,098	\$205,445	\$0	\$0	\$1,142,909	\$7,010,164	\$19,150,000	36.6%
Arts and Sciences	\$59,637,231	\$3,909,167	\$1,863,272	\$5,906,167	\$6,974,000	\$4,106,597	\$47,620,477	\$124,047,042	\$240,000,000	51.7%
Broadcast Services	\$25,975,069	\$0	\$0	\$10,915	\$0	\$0	\$0	\$25,985,984	N/A	N/A
Business School	\$31,934,924	\$740,500	\$336,499	\$21,311,412	\$2,400,271	\$1,791,119	\$150,000	\$56,537,108	\$206,000,000	27.4%
Dentistry	\$4,601,545	\$20,000	\$7,801	\$625,723	\$100,000	\$41,408	\$3,364,545	\$8,711,813	\$22,100,000	39.4%
Education	\$6,464,080	\$0	\$0	\$3,596,317	\$0	\$0	\$5,669,208	\$15,729,605	\$23,000,000	68.4%
Engineering	\$85,324,251	\$1,391,924	\$564,349	\$11,495,574	\$1,750,000	\$1,124,333	\$39,627,687	\$139,589,436	\$250,000,000	55.8%
Evans Schl. of Pub. Affairs	\$8,285,091	\$52,994	\$18,215	\$476,303	\$500,000	\$265,793	\$22,537,337	\$31,851,724	\$40,000,000	79.6%
Forest Resources	\$4,900,708	\$646,572	\$439,763	\$89,815	\$1,250,000	\$637,648	\$1,948,142	\$8,835,236	\$17,700,000	49.9%
Friday Harbor Labs	\$4,726,164	\$153,242	\$24,284	\$555,847	\$695,000	\$438,421	\$765,000	\$6,895,253	\$12,000,000	57.5%
Graduate School	\$3,283,077	\$245,931	\$172,173	\$204,906	\$750,000	\$327,223	\$3,408,216	\$7,892,130	\$17,000,000	46.4%
Information School	\$2,051,423	\$0	\$0	\$36,629	\$100,000	\$64,666	\$783,152	\$2,971,204	\$4,150,000	71.6%
Intercollegiate Athletics	\$58,017,810	\$190,582	\$93,990	\$4,667,312	\$0	\$0	\$0	\$62,875,704	\$110,000,000	57.2%
Law	\$20,982,022	\$558	\$558	\$2,158,198	\$0	\$0	\$792,947	\$23,933,726	\$70,000,000	34.2%
Libraries	\$3,299,806	\$375,646	\$252,338	\$83,245	\$772,000	\$379,527	\$410,326	\$4,941,022	\$9,000,000	54.9%
Nursing	\$5,564,243	\$275,000	\$119,617	\$804,995	\$975,000	\$617,061	\$5,855,658	\$13,474,896	\$24,000,000	56.1%
Ocean and Fisheries	\$8,564,784	\$562,500	\$187,134	\$1,004,923	\$0	\$0	\$8,303,277	\$18,435,484	\$34,000,000	54.2%
Pharmacy	\$4,993,489	\$0	\$0	\$378,013	\$0	\$0	\$3,069,212	\$8,440,714	\$10,260,000	82.3%
President's Funds	\$4,061,904	\$274,582	\$124,004	\$611,323	\$1,750,000	\$823,656	\$0	\$6,697,809	N/A	N/A
Public Health	\$11,802,612	\$0	\$0	\$1,680	\$0	\$0	\$40,494,943	\$52,299,235	\$62,000,000	84.4%
Scholar. & Student Progs.	\$16,638,991	\$63,455	\$20,002	\$1,573,392	\$550,000	\$239,963	\$501,568	\$19,327,406	\$40,000,000	48.3%
Social Work	\$971,494	\$165,797	\$33,243	\$21,409	\$0	\$0	\$3,346,163	\$4,504,863	\$10,000,000	45.0%
University Press	\$991,701	\$0	\$0	\$37,644	\$0	\$0	\$0	\$1,029,345	\$3,000,000	34.3%
University Support	\$10,213,331	\$646,097	\$442,171	\$6,541,024	\$11,771,091	\$4,173,161	\$3,497,759	\$32,669,302	N/A	N/A
Wa. Tech. Ctr.									N/A	N/A
UW Bothell	\$1,701,796	\$0	\$0	\$263,093	\$0	\$0	\$50,500	\$2,015,388	\$5,700,000	35.4%
UW Tacoma	\$10,049,126	\$150,000	\$150,000	\$10,550,017	\$100,000	\$50,507	\$67,300	\$20,916,444	\$30,000,000	69.7%
All UW Total	\$589,911,149	\$18,536,563	\$8,440,994	\$96,035,362	\$47,052,215	\$18,845,170	\$394,726,444	\$1,146,261,733	\$2,000,000,000	57.3%

Source: UW Office of Development

Fundraising progress toward campaign working goals by constituency area (school/college/program). Campaign total is the sum of gifts, grants, active pledges and donor values of irrevocable deferred gifts and testamentary commitments. "N/A" is not applicable. *Unit campaign working goals are still being finalized.

Development Area Summary - Total Private Voluntary Support

	Gifts Year to Date Total	Private Grants Year to Date Total	Year to Date Totals
	Donor Value	Donor Value	Donor Value
UW Seattle			
UW Medicine	\$5,961,988	\$7,193,433	\$13,155,421
Architecture	\$31,335	\$2,500	\$33,835
Arts and Sciences	\$1,274,716	\$1,666,808	\$2,941,524
Broadcast Services	\$988,295		\$988,295
Business School	\$491,121		\$491,121
Dentistry	\$93,878	\$76,205	\$170,083
Education	\$485,551	\$585,000	\$1,070,551
Engineering	\$1,702,357	\$1,461,664	\$3,164,021
Evans Schl. of Pub. Affairs	\$121,830	\$1,797,950	\$1,919,780
Forest Resources	\$291,169	\$57,750	\$348,919
Graduate School	\$69,257	\$83,717	\$152,974
Information School	\$26,594	\$26,775	\$53,369
Intercollegiate Athletics	\$1,052,211		\$1,052,211
Law	\$59,133		\$59,133
Libraries	\$92,878		\$92,878
Nursing	\$278,997	\$223,310	\$502,307
Ocean and Fisheries	\$1,002,380	\$539,423	\$1,541,803
Pharmacy	\$483,935	\$88,602	\$572,537
President's Funds	\$88,507		\$88,507
Public Health	\$159,038	\$1,060,614	\$1,219,652
Scholar. & Student Progs.	\$446,901		\$446,901
Social Work	\$3,006	\$266,765	\$269,771
UW Alumni Association	\$152,097		\$152,097
University Press	\$55,855		\$55,855
University Support	\$2,283,243		\$2,283,243
Washington Tech. Center			
UW Bothell	\$6,401		\$6,401
UW Tacoma	\$39,074		\$39,074
All UW Total	\$17,741,756	\$15,130,516	\$32,872,272

Source: UW Office of Development

Contribution totals for the major Development areas of the University are shown.

Job Number: 61265

August 2004

Development Area Summary - Gifts and Private Grants

	Current Month		Year to Date Total		Prior Year to Date Total		Prior Fiscal Year Total	
	Donors	Donor Value	Donors	Donor Value	Donors	Donor Value	Donors	Donor Value
UW Seattle								
UW Medicine	1,940	\$6,817,378	2,552	\$13,155,421	2,606	\$15,430,274	15,677	\$73,746,044
Architecture	23	\$18,255	45	\$33,835	56	\$29,320	1,125	\$1,526,446
Arts and Sciences	969	\$1,845,437	1,989	\$2,941,524	2,015	\$4,077,837	15,042	\$21,258,923
Broadcast Services	311	\$562,348	468	\$988,295	895	\$1,191,596	3,055	\$8,003,070
Business School	189	\$170,826	306	\$491,121	477	\$1,385,557	3,774	\$8,104,326
Dentistry	75	\$113,304	133	\$170,083	116	\$159,008	1,314	\$1,166,282
Education	361	\$791,046	390	\$1,070,551	471	\$684,832	1,559	\$2,231,526
Engineering	266	\$2,121,925	352	\$3,164,021	418	\$4,155,896	3,709	\$23,824,360
Evans Schl. of Pub. Affairs	37	\$1,725,096	53	\$1,919,780	39	\$672,262	420	\$8,704,838
Forest Resources	10	\$57,690	102	\$348,919	87	\$185,812	1,055	\$1,860,102
Graduate School	17	\$68,072	27	\$152,974	20	\$600,028	663	\$1,956,894
Information School	12	\$44,817	22	\$53,369	35	\$44,414	528	\$463,842
Intercollegiate Athletics	260	\$212,573	638	\$1,052,211	1,423	\$941,041	21,719	\$12,479,465
Law	55	\$51,611	76	\$59,133	105	\$341,513	1,703	\$2,886,862
Libraries	61	\$48,135	117	\$92,878	128	\$36,508	3,589	\$616,206
Nursing	50	\$106,113	82	\$502,307	65	\$422,820	1,617	\$1,922,445
Ocean and Fisheries	18	\$190,653	31	\$1,541,803	32	\$1,764,633	553	\$4,155,330
Pharmacy	33	\$63,293	58	\$572,537	62	\$169,328	1,061	\$1,494,282
President's Funds	45	\$53,977	81	\$88,507	285	\$22,805	2,322	\$869,415
Public Health	52	\$1,009,853	76	\$1,219,652	66	\$1,896,075	584	\$6,667,414
Scholar. & Student Progs.	277	\$102,519	624	\$446,901	695	\$1,082,887	4,958	\$5,858,592
Social Work	20	\$156,694	37	\$269,771	64	\$87,899	795	\$492,520
UW Alumni Association	1,450	\$69,658	3,055	\$152,097	3,782	\$178,442	22,454	\$1,032,281
University Press	71	\$32,650	79	\$55,855	53	\$16,540	257	\$309,101
University Support	73	\$1,168,685	236	\$2,283,243	189	\$534,257	1,245	\$4,627,937
Washington Tech. Center							1	\$219,908
UW Bothell	44	\$4,099	51	\$6,401	19	\$5,572	274	\$248,742
UW Tacoma	32	\$2,992	53	\$39,074	24	\$18,147	549	\$3,050,522
All UW Unique Total	6,481	\$17,609,711	11,134	\$32,872,272	13,476	\$36,135,316	91,903	\$199,777,690

Source: UW Office of Development

The number of donors and contribution totals for the major Development areas of the University are shown.

Job Number: 61265

August 2004

Development Area Summary - Gifts and Private Grants

Development Area Summary - Gifts

	Current Month		Year to Date Total		Prior Year to Date Total		Prior Fiscal Year Total	
	Donors	Donor Value	Donors	Donor Value	Donors	Donor Value	Donors	Donor Value
UW Seattle								
UW Medicine	1,883	\$3,185,870	2,456	\$5,961,988	2,497	\$6,451,980	15,479	\$36,774,110
Architecture	22	\$15,755	44	\$31,335	55	\$26,820	1,123	\$1,225,952
Arts and Sciences	961	\$608,557	1,969	\$1,274,716	1,990	\$2,096,239	14,989	\$14,525,068
Broadcast Services	311	\$562,348	468	\$988,295	895	\$1,191,596	3,055	\$8,003,070
Business School	189	\$170,826	306	\$491,121	477	\$1,385,557	3,774	\$8,104,326
Dentistry	74	\$54,849	132	\$93,878	115	\$59,008	1,310	\$859,073
Education	360	\$206,046	389	\$485,551	470	\$664,165	1,554	\$1,474,556
Engineering	258	\$813,589	341	\$1,702,357	401	\$2,894,736	3,654	\$15,709,271
Evans Schl. of Pub. Affairs	30	\$112,146	44	\$121,830	33	\$22,877	412	\$705,172
Forest Resources	8	\$4,940	100	\$291,169	86	\$148,127	1,050	\$1,730,480
Graduate School	15	\$6,232	24	\$69,257	18	\$51,299	659	\$1,093,298
Information School	11	\$18,042	21	\$26,594	34	\$19,217	527	\$388,645
Intercollegiate Athletics	260	\$212,573	638	\$1,052,211	1,423	\$941,041	21,719	\$12,479,465
Law	55	\$51,611	76	\$59,133	105	\$341,513	1,703	\$2,886,862
Libraries	61	\$48,135	117	\$92,878	128	\$36,508	3,589	\$616,206
Nursing	48	\$22,409	77	\$278,997	61	\$295,804	1,609	\$1,198,123
Ocean and Fisheries	14	\$1,369	23	\$1,002,380	26	\$1,256,496	537	\$2,827,176
Pharmacy	33	\$63,293	57	\$483,935	62	\$169,328	1,058	\$1,232,611
President's Funds	45	\$53,977	81	\$88,507	285	\$22,805	2,322	\$869,415
Public Health	49	\$70,006	69	\$159,038	49	\$41,448	551	\$603,827
Scholar. & Student Progs.	277	\$102,519	624	\$446,901	694	\$1,081,287	4,957	\$5,855,992
Social Work	17	\$721	32	\$3,006	61	\$7,899	790	\$128,763
UW Alumni Association	1,450	\$69,658	3,055	\$152,097	3,782	\$178,442	22,454	\$1,032,281
University Press	71	\$32,650	79	\$55,855	53	\$16,540	257	\$309,101
University Support	73	\$1,168,685	236	\$2,283,243	187	\$113,257	1,241	\$4,022,337
Washington Tech. Center							1	\$219,908
UW Bothell	44	\$4,099	51	\$6,401	19	\$5,572	274	\$248,742
UW Tacoma	32	\$2,992	53	\$39,074	24	\$18,147	549	\$3,050,522
All UW Unique Total	6,388	\$7,663,909	10,981	\$17,741,756	13,304	\$19,537,721	91,572	\$128,174,367

Source: UW Office of Development

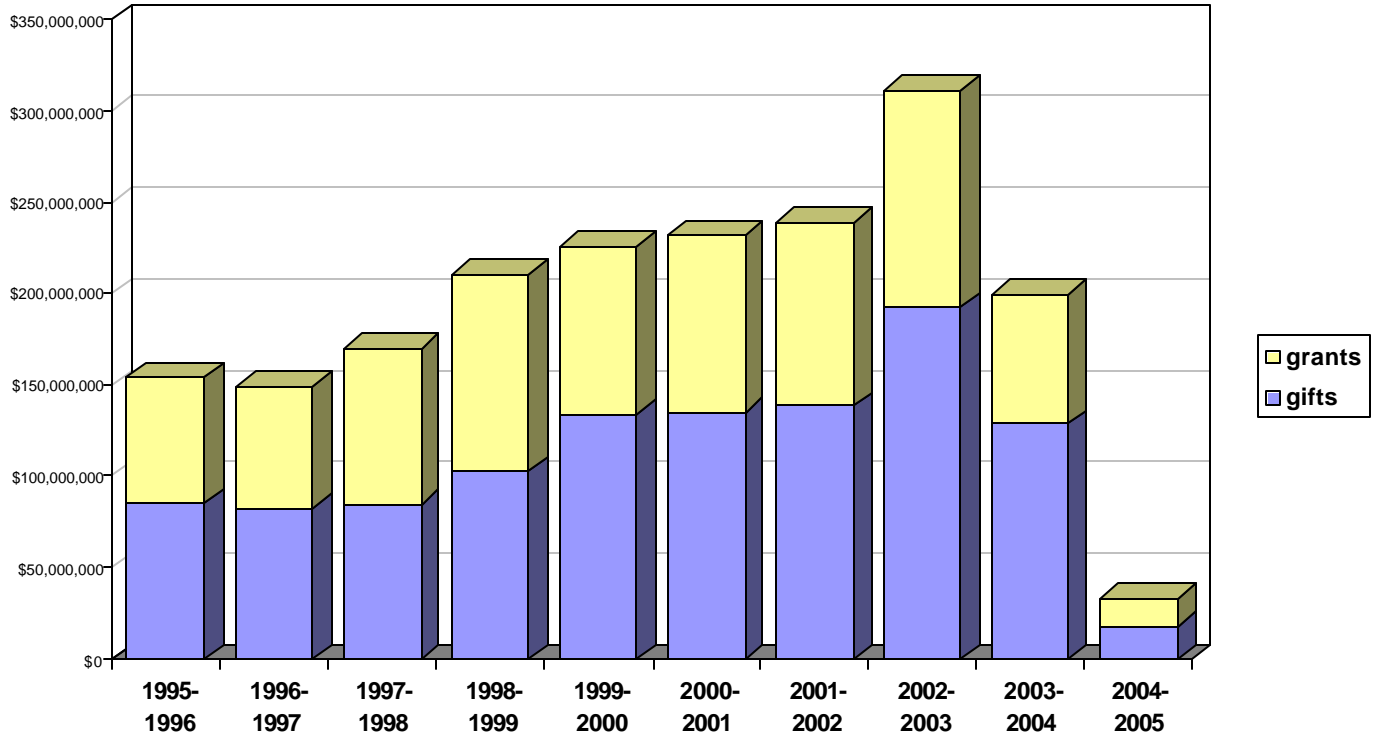
The number of donors and contribution totals (gifts only) for the major Development areas of the University are shown.

Job Number: 61265

August 2004

Development Area Summary - Gifts

Complete Fiscal Year Comparison of Total Contributions Received

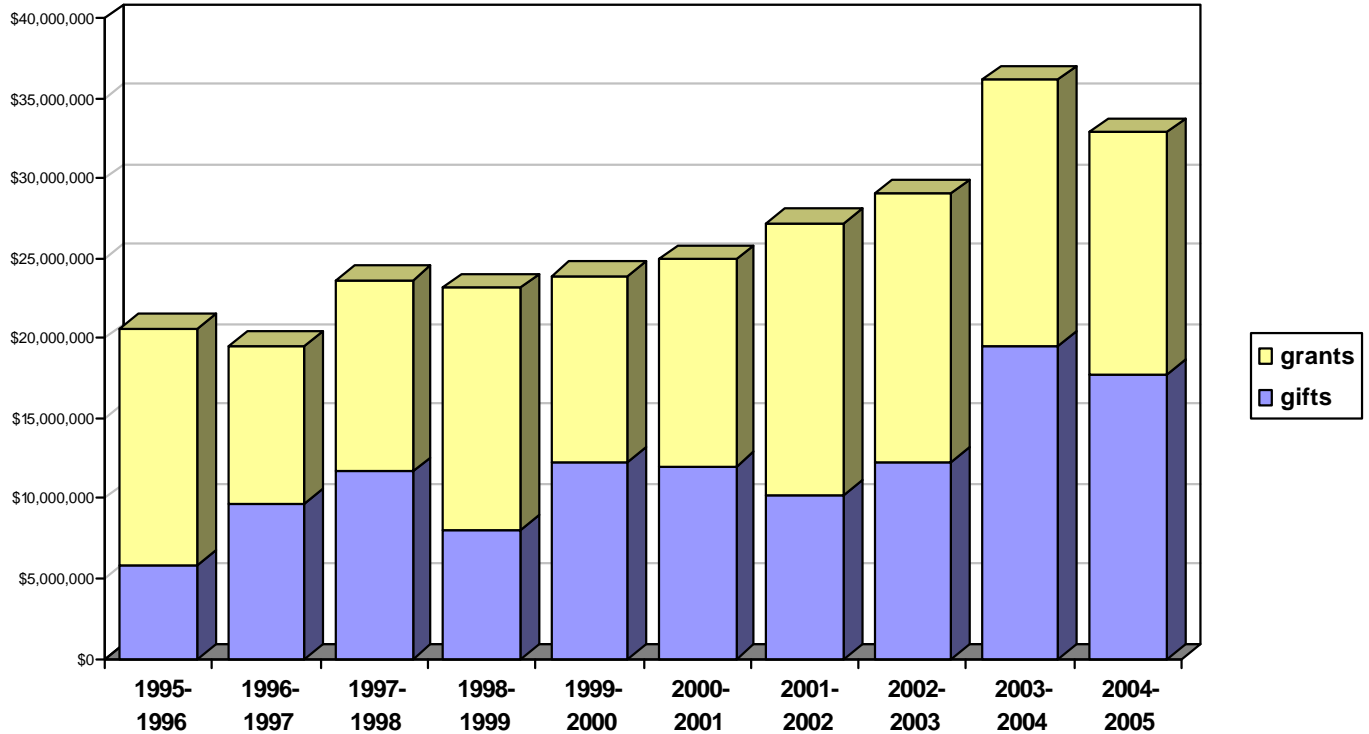


Source: UW Office of Development

Fiscal Year Contribution Totals			
Fiscal Year	Gifts	Grants	Total Contributions
2004- 2005	\$17,741,756	\$15,130,516	\$32,872,272
2003- 2004	\$128,174,367	\$71,603,323	\$199,777,690
2002- 2003	\$192,573,183	\$118,677,722	\$311,250,905
2001- 2002	\$137,959,340	\$100,820,547	\$238,779,887
2000- 2001	\$134,805,190	\$97,112,979	\$231,918,169
1999- 2000	\$134,037,997	\$91,536,165	\$225,574,162
1998- 1999	\$102,925,077	\$107,619,586	\$210,544,663
1997- 1998	\$84,718,016	\$85,276,615	\$169,994,631
1996- 1997	\$81,892,963	\$67,425,874	\$149,318,837
1995- 1996	\$85,036,511	\$69,150,088	\$154,186,599

This graph compares the current fiscal year's contribution totals to each of the previous nine fiscal year's contribution totals.

Year To Date Contribution Totals

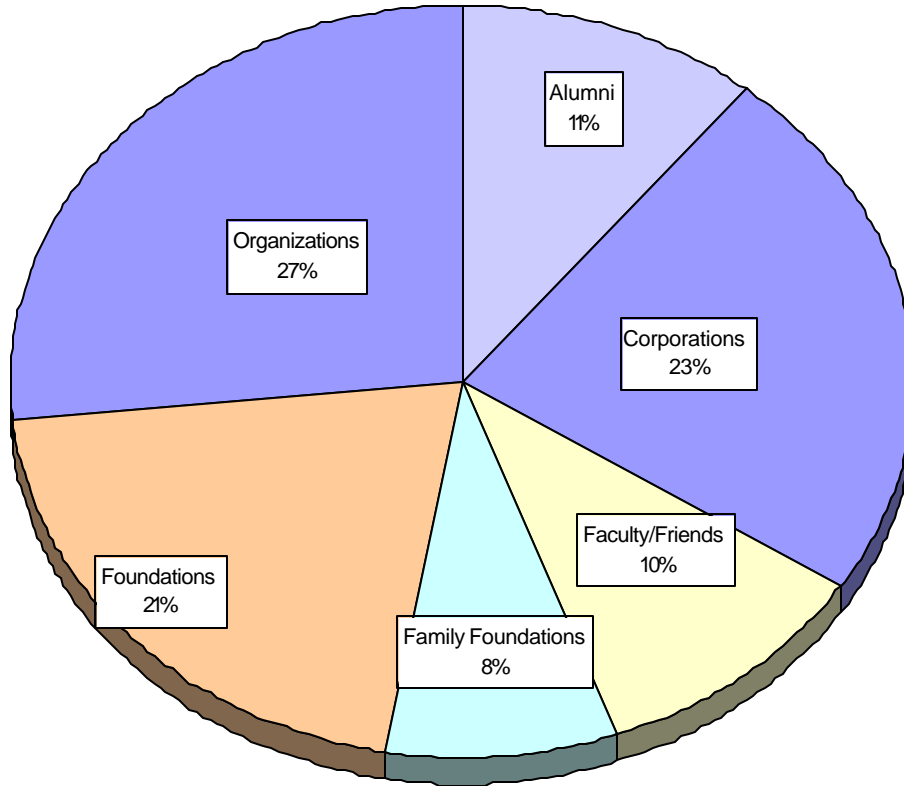


Source: UW Office of Development

Year To Date Contribution Totals			
Fiscal Year	Gifts	Grants	Total Contributions
2004- 2005	\$17,741,756	\$15,130,516	\$32,872,272
2003- 2004	\$19,537,721	\$16,597,595	\$36,135,316
2002- 2003	\$12,230,893	\$16,786,392	\$29,017,285
2001- 2002	\$10,186,072	\$16,972,711	\$27,158,784
2000- 2001	\$11,971,851	\$12,973,413	\$24,945,264
1999- 2000	\$12,243,052	\$11,670,323	\$23,913,375
1998- 1999	\$8,001,600	\$15,168,144	\$23,169,744
1997- 1998	\$11,676,263	\$11,927,707	\$23,603,970
1996- 1997	\$9,657,129	\$9,905,459	\$19,562,588
1995- 1996	\$5,864,480	\$14,785,844	\$20,650,324

This graph compares the current fiscal year's contribution totals to each of the previous nine fiscal year's contribution totals.

Development Activity by Donor Type in Current Fiscal Year



Source: UW Office of Development

Donor Type Totals						
Donor Type	Year to Date Total		Prior Year to Date Total		Prior Fiscal Year Total	
	Donors	Donor Value	Donors	Donor Value	Donors	Donor Value
Alumni	5,786	\$3,571,893	7,630	\$3,701,116	49,719	\$37,211,398
Corporations	595	\$7,628,459	542	\$8,685,365	3,760	\$46,349,831
Faculty/Friends	4,492	\$3,378,097	5,027	\$3,572,364	38,667	\$30,868,004
Family Foundations	35	\$2,741,472	45	\$2,556,925	161	\$21,205,792
Foundations	108	\$6,810,200	121	\$10,013,193	387	\$34,932,399
Organizations	119	\$8,742,150	114	\$7,606,353	494	\$29,210,266

This graph shows the sources of contributions for the current year to date.

Alumni Participation by Constituency

	Current Fiscal Year to Date			Previous Fiscal Year to Date			
	Solicitable	Donors	Partic. Rate	Solicitable	Donors	Partic. Rate	Final %
UW Seattle							
UW Medicine	15,842	397	2.5%	16,430	470	2.9%	19.6%
Architecture	7,192	126	1.8%	7,307	175	2.4%	18.9%
Arts and Sciences	121,216	2,713	2.2%	128,104	3,503	2.7%	15.8%
Business School	34,015	808	2.4%	35,210	1,295	3.7%	22.0%
Dentistry	4,301	143	3.3%	4,312	185	4.3%	31.3%
Education	18,677	371	2.0%	20,049	498	2.5%	18.9%
Engineering	29,399	534	1.8%	30,589	691	2.3%	16.6%
Evans Schl. Of Pub. Affairs	1,872	47	2.5%	1,797	58	3.2%	23.9%
Forest Resources	4,382	68	1.6%	4,468	64	1.4%	17.6%
Interdisc. Grad. Programs	1,161	35	3.0%	1,128	39	3.5%	22.5%
Interschool Programs	241	9	3.7%	219	4	1.8%	16.9%
Information School	3,786	84	2.2%	3,869	121	3.1%	23.0%
Law	7,070	144	2.0%	7,008	203	2.9%	25.6%
School Of Nursing	7,976	233	2.9%	8,092	270	3.3%	24.8%
Ocean & Fisheries	3,560	59	1.7%	3,705	75	2.0%	18.1%
Pharmacy	3,147	76	2.4%	3,159	104	3.3%	31.9%
Public Health	3,139	90	2.9%	3,044	97	3.2%	21.4%
Social Work	5,707	123	2.2%	6,008	165	2.7%	16.3%
Undergrad. Interdisc. Programs	67	2	3.0%	44	3	6.8%	25.0%
UW Bothell	3,580	88	2.5%	3,258	105	3.2%	12.8%
UW Tacoma	4,016	70	1.7%	3,595	80	2.2%	12.5%
Unspecified	11,614	283	2.4%	12,900	401	3.1%	22.1%
All UW Total	267,179	5,786	2.2%	278,939	7,630	2.7%	17.8%

Source: UW Office of Development