

VII. STANDING COMMITTEES**B. Finance, Audit and Facilities Committee****Grant and Contract Awards Summary – Acceptance of September and October 2012****RECOMMENDED ACTION**

It is the recommendation of the administration and the Finance, Audit and Facilities Committee that the Board of Regents accept the Grant and Contract Awards of \$1,000,000 or more as presented in the attached report.

Attachments

1. Grant and Contract Awards Summary for September 2012
2. Grant and Contract Awards Summary for October 2012

Grant and Contract Awards Summary

to

The Board of Regents

of the

University of Washington

for

September 2012

Office of Research

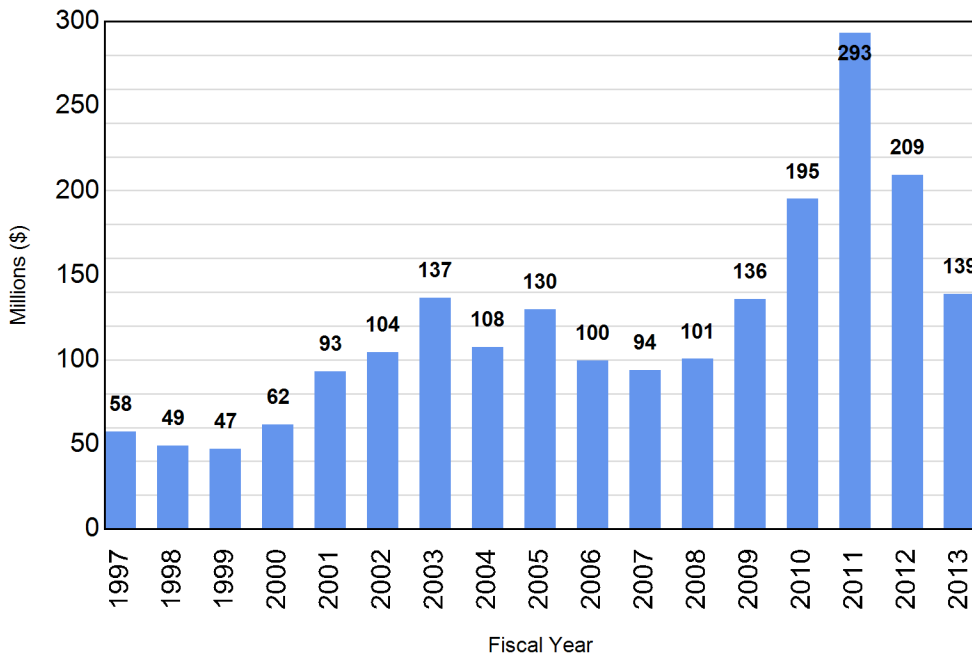
Office of Sponsored Programs

The numbers provided in this report are subject to adjustment at the time that the Annual Report of Sponsored Activity is published.
The changes would reflect modifications and additions to existing awards.

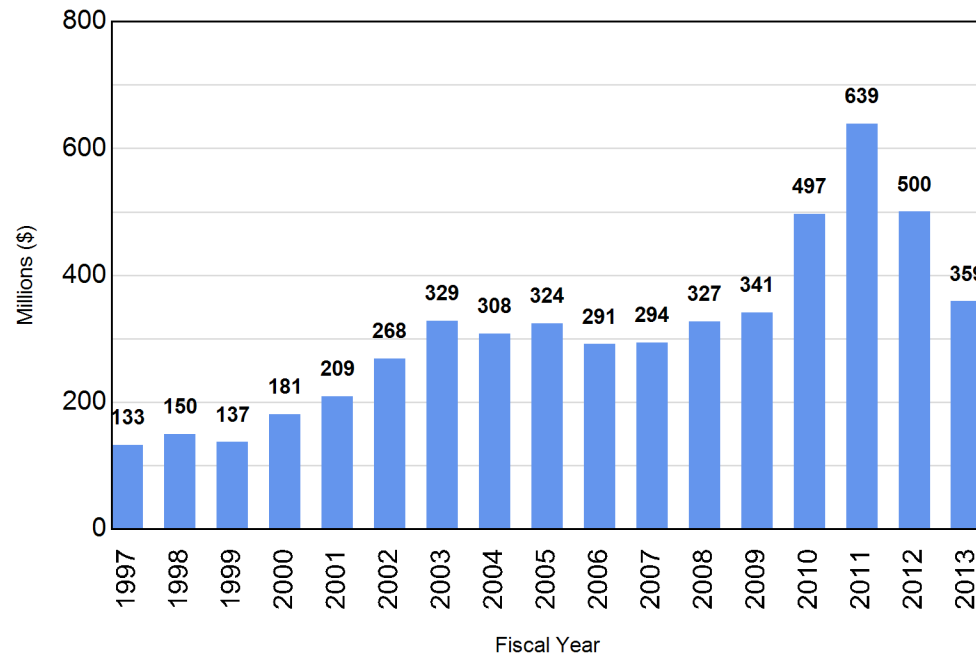
Table of Contents

Graphical Summary of Award Activity	3
Summary of Grant and Contract Awards	4
Comparison of Grants and Contract Awards by Agency	5
Comparison of Grants and Contract Awards by School/College	6
Summary of Grant Awards – Excluding Private Awards	8
Summary of Grant Awards - Private Awards	9
Summary of Contract Awards	10
Report of Grant & Contract Awards over \$1,000,000	11

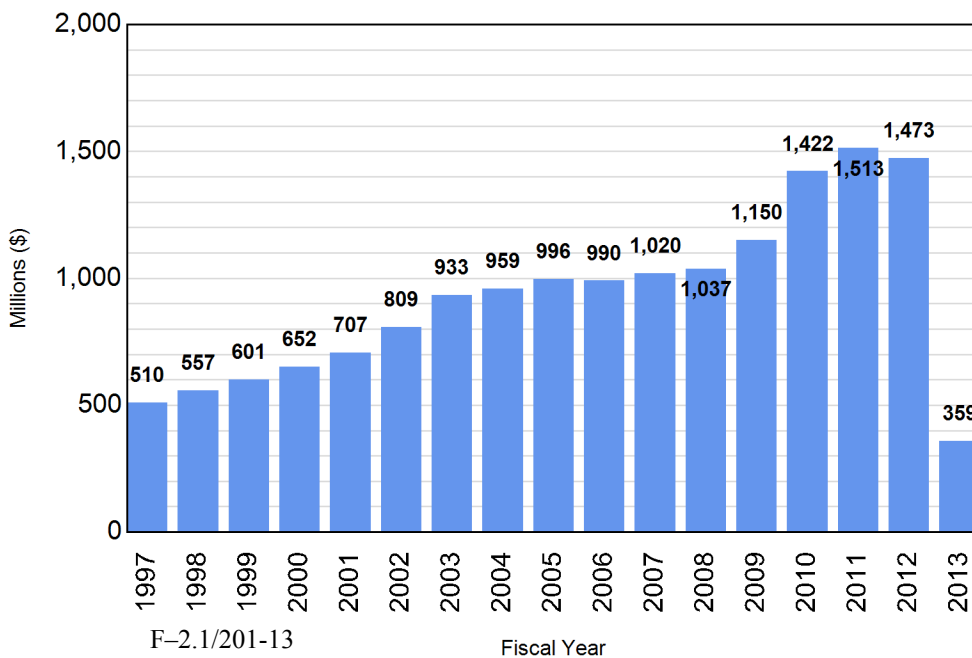
September Only
Comparison of Grant & Contract Awards



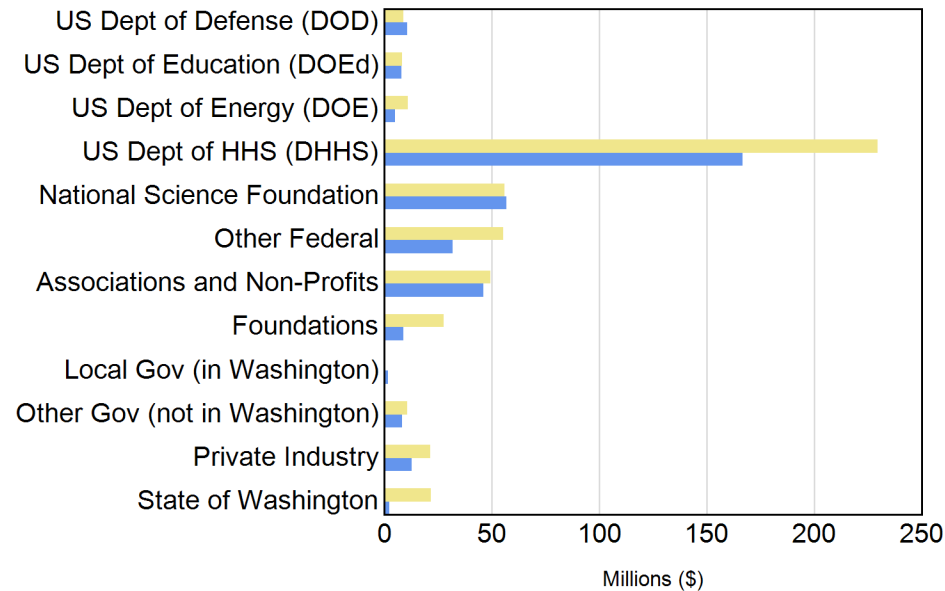
Fiscal Year to Date
Comparison of Grant & Contract Awards



Complete Fiscal Year
Comparison of Grant & Contract Awards



Fiscal Year to Date
Two-Year Comparison of Grant and Contract Awards



Summary of Grant and Contract Awards

Fiscal Year 2012-2013

Month	RESEARCH AND OTHER		TRAINING		Total Grants and Contracts
	Federal	Non-Federal	Federal	Non-Federal	
July	\$ 63,287,280	\$ 18,323,480	\$ 6,096,881	\$ 1,019,024	\$ 88,726,660
August	\$ 95,530,390	\$ 28,675,690	\$ 6,407,729	\$ 722,138	\$ 131,335,900
September	\$ 101,845,100	\$ 31,174,910	\$ 5,665,848	\$ 162,660	\$ 138,848,500
FY13 to Date	\$260,662,791	\$78,174,079	\$18,170,458	\$1,903,822	\$358,911,150
FY12 to Date	\$341,883,793	\$126,509,549	\$27,109,127	\$4,610,391	\$500,112,860
Over (Under) Previous Year	(\$81,221,002)	(\$48,335,470)	(\$8,938,669)	(\$2,706,569)	(\$141,201,710)

Comparison of Grant and Contract Awards by Agency

Fiscal Years 2011-2012 and 2012-2013

Agency	Jul-Sep FY12	Jul-Sep FY13
US Department of Defense (DOD)	\$ 9,022,893	\$ 10,545,549
US Department of Education (DOEd)	\$ 8,359,176	\$ 8,038,508
US Department of Energy (DOE)	\$ 10,911,726	\$ 5,109,937
US Department of Health and Human Services (DHHS)	\$ 229,429,767	\$ 166,593,508
National Science Foundation (NSF)	\$ 56,019,130	\$ 56,799,372
Other Federal	\$ 55,250,229	\$ 31,746,375
Subtotal for Federal :	\$ 368,992,920	\$ 278,833,249
Associations and Non-Profits	\$ 49,362,305	\$ 45,991,592
Foundations	\$ 27,694,910	\$ 8,916,670
Local Government (in Washington)	\$ 174,821	\$ 1,755,621
Other Government (not in Washington)	\$ 10,829,214	\$ 8,217,333
Private Industry	\$ 21,495,009	\$ 12,867,774
State of Washington	\$ 21,563,681	\$ 2,328,912
Subtotal for Non-Federal :	\$ 131,119,940	\$ 80,077,901
Grand Total :	\$ 500,112,860	\$ 358,911,150
Amount of Increase (Decrease) :		(\$ 141,201,710)
Percent of Increase (Decrease) :		(28.2 %)

Comparison of Grant and Contract Awards by School/College

Fiscal Years 2011-2012 and 2012-2013

School/College	Jul-Sep FY12	Jul-Sep FY13
Upper Campus		
Architecture and Urban Planning	\$ 95,500	\$ 61,936
Arts and Sciences	\$ 33,154,056	\$ 32,705,027
College of the Environment	\$ 74,708,416	\$ 52,405,263
Computing & Communications		\$ 300,000
Director of Libraries	\$ 5,336,571	\$ 42,019
Education	\$ 9,233,726	\$ 3,271,835
Educational Outreach	\$ 50,000	
Engineering	\$ 42,362,521	\$ 34,830,063
Evans School of Public Affairs	\$ 1,058,851	\$ 3,428,667
Executive Vice President	\$ 19,981	
Foster School of Business	\$ 275,043	\$ 297,025
Graduate School	\$ 2,599,999	\$ 3,495,961
Information School	\$ 2,130,529	\$ 2,651,320
Law	\$ 3,011,758	\$ 10,000
Office of Research	\$ 17,720,134	\$ 17,541,111
Provost	\$ 29,468	
Social Work	\$ 6,559,840	\$ 3,958,875
Undergraduate Education	\$ 57,475	\$ 44,697
VP Minority Affairs	\$ 3,787,795	\$ 1,484,142
VP Student Life		\$ 23,498
Subtotal :	\$ 202,191,664	\$ 156,551,438
Health Sciences		
Dentistry	\$ 1,318,137	\$ 1,403,339
Medicine	\$ 227,091,792	\$ 148,318,682
Nursing	\$ 6,130,009	\$ 2,997,048
Pharmacy	\$ 5,255,383	\$ 6,072,298
Public Health	\$ 30,472,615	\$ 30,117,792
Subtotal :	\$ 270,267,937	\$ 188,909,159
Special Programs		
Alcohol and Drug Abuse Institute	\$ 2,003,448	\$ 1,757,384
CHDD Administration	\$ 5,941,003	\$ 3,415,911
Regional Primate Center	\$ 17,561,943	\$ 4,610,080
Subtotal :	\$ 25,506,394	\$ 9,783,375
Other UW Campuses		
Bothell	\$ 1,782,817	\$ 2,452,062
Tacoma	\$ 364,049	\$ 1,215,116
Subtotal :	\$ 2,146,866	\$ 3,667,178

School/College

Jul-Sep FY12

Jul-Sep FY13

Grand Total :

\$ 500,112,860

\$ 358,911,150

Summary of Grant Awards**Fiscal Year 2012-2013***Excluding private awards from Foundations, Industry, Associations and Others*

Month	RESEARCH AND OTHER		TRAINING		Total Grants
	Federal	Non-Federal	Federal	Non-Federal	
July	\$ 62,351,620	\$ 2,447,487	\$ 6,096,881	\$ 0	\$ 70,895,980
August	\$ 91,723,700	\$ 3,193,595	\$ 6,378,898	\$ 137,830	\$ 101,434,000
September	\$ 92,242,970	\$ 3,356,014	\$ 5,475,443	\$ 76,694	\$ 101,151,100
Year to Date	\$ 246,318,300	\$ 8,997,096	\$ 17,951,220	\$ 214,524	\$ 273,481,100

Summary of Grant Awards

Fiscal Year 2012-2013

Private awards from Foundations, Industry, Associations and Others

Month	RESEARCH AND OTHER	TRAINING	Total Grants
July	\$ 8,614,872	\$ 360,854	\$ 8,975,726
August	\$ 21,059,060	\$ 87,229	\$ 21,146,290
September	\$ 23,906,580	\$ 80,966	\$ 23,987,550
Year to Date	\$ 53,580,510	\$ 529,049	\$ 54,109,560

Summary of Contract Awards**Fiscal Year 2012-2013**

Month	RESEARCH AND OTHER		TRAINING		Total Contracts
	Federal	Non-Federal	Federal	Non-Federal	
July	\$ 935,659	\$ 7,261,125	\$ 0	\$ 658,170	\$ 8,854,954
August	\$ 3,806,685	\$ 4,423,034	\$ 28,831	\$ 497,079	\$ 8,755,629
September	\$ 9,602,160	\$ 3,912,312	\$ 190,405	\$ 5,000	\$ 13,709,880
Year to Date	\$ 14,344,500	\$ 15,596,470	\$ 219,236	\$ 1,160,249	\$ 31,320,460

**Report of Grant and Contract Awards
of \$1,000,000 or More**

September 2012

**Requiring action of
The Board of Regents
of the
University of Washington**

**Office of Research
Office of Sponsored Programs**

Detail of Public Grant Awards

Federal

US Department of Defense (DOD)

US Army

To: Pierre Mourad, Apl-principal Physicist \$ 1,464,180
 Applied Physics Lab
 For: Refining an automated transcranial Doppler system for the detection
 of vasospasm after traumatic brain injury.
 Eff: 9/1/2011 Classified: No

Total for US Army: \$ 1,464,180

Total for US Department of Defense (DOD): \$ 1,464,180

US Department of Health and Human Services (DHHS)

Centers for Disease Control and Prevention (CDC)

To: Jeffrey Harris, Professor \$ 2,917,771
 Health Services/Main
 For: Health Promotion Research Center
 Eff: 9/30/2012 Classified: No

Total for Centers for Disease Control and Prevention (CDC): \$ 2,917,771

Health Resources and Services Administration (HRSA)

To: King Holmes, Professor \$ 19,002,315
 Global Health
 For: Building Sustainable Human and Institutional Capacity for HIV Care
 Eff: 4/1/2012 Classified: No

Total for Health Resources and Services Administration (HRSA): \$ 19,002,315

National Institutes of Health (NIH)

To: Allan E. Rettie, Professor \$ 1,379,738
 Medicinal Chemistry
 For: Drug Interactions
 Eff: 8/1/2012 Classified: No

To: Kim Woodrow, Assistant Professor \$ 2,317,500
 Bioengineering
 For: Nanomaterials for engineering protection in the genital mucosa
 Eff: 9/30/2012 Classified: No

To: Elhanan Borenstein, Assistant Professor \$ 2,317,500
 Genome Sciences
 For: A Computational Framework for Designing Microbiome Manipulation
 Eff: 9/30/2012 Classified: No

National Eye Institute (NEI)

To: Maureen Neitz, Professor \$ 1,197,462
 Ophthalmology
 For: Supplemental NEI Funding for CORE Grant
 Eff: 9/1/2011 Classified: No

Total for National Eye Institute (NEI): \$ 1,197,462

Total for National Institutes of Health (NIH): \$ 7,212,200

Total for US Department of Health and Human Services (DHHS): \$ 29,132,286

Detail of Public Grant Awards

Federal

National Science Foundation (NSF)

National Science Foundation (NSF)

To:	Gerald Baldasty, Dean Dean's Office	\$ 2,955,200
For:	2012-13 Graduate Research Fellowship	
Eff:	8/15/2012	Classified: No
To:	Hugh Hillhouse, Associate Professor Chemical Engineering	\$ 1,850,000
For:	SEP: A Sustainable Pathway to Terawatt-Scale Solution-Processed Solar Cells from Earth Abundant Elements	
Eff:	9/1/2012	Classified: No
To:	Brian Polagye, Research Assistant Professor Mechanical Engineering	\$ 1,800,000
For:	Sustainability of Tidal Energy	
Eff:	9/1/2012	Classified: No
To:	Zoran Popovic, Professor Computer Science & Eng	\$ 1,909,246
For:	HCC: Large: Collaborative Research: DNA Machine Builder: Creative molecular-machine design through mass-scale collaborative game play	
Eff:	9/1/2012	Classified: No
To:	Mark Long, Associate Professor Evans Sch Of Public Af	\$ 2,616,777
For:	Evaluation of the Sustainability and Effectiveness of Inquiry-Based Advanced Placement Science Courses: Evidence from an In-Depth Formative Evaluation and a Randomized Controlled Study	
Eff:	9/15/2012	Classified: No
To:	Karen Goldberg, Professor Chemistry	\$ 8,000,000
For:	Center for Enabling New Technologies Through Catalysis	
Eff:	9/15/2012	Classified: No

Total for National Science Foundation (NSF): **\$ 19,131,223**

Total for National Science Foundation (NSF): **\$ 19,131,223**

Total for Federal: **\$ 49,727,689**

Total Public Grants: **\$ 49,727,689**

Detail of Contract Awards

Federal

US Department of Defense (DOD)

Defense Threat Reduction Agency (DTRA)

To:	Robert T Miyamoto, Associate Director Applied Physics Lab	\$ 2,274,347
For:	Systems Re-engineering of Medical CM & R&D	
Eff:	8/30/2012	Classified: No

Total for Defense Threat Reduction Agency (DTRA): **\$ 2,274,347**

Detail of Contract Awards

Federal

US Department of Defense (DOD)

US Navy

To: Keith Van Thiel, Research Scientist/engineer Principal \$ 1,698,600
 Applied Physics Lab
 For: ICEX14
 Eff: 9/5/2012 Classified: Yes

Total for US Navy: \$ 1,698,600

Total for US Department of Defense (DOD): \$ 3,972,947

US Department of Health and Human Services (DHHS)

National Institutes of Health (NIH)

National Institute of Child Health and Human Development (NICHD)

To: Elaine M. Faustman, Professor \$ 3,070,707
 Enviro & Occup Health
 For: Pacific Northwest Center for National Children's Study-Grant
 Eff: 9/26/2008 Classified: No

Total for National Institute of Child Health and Human Development (NICHD): \$ 3,070,707

Total for National Institutes of Health (NIH): \$ 3,070,707

Total for US Department of Health and Human Services (DHHS): \$ 3,070,707

Total for Federal: \$ 7,043,654

Associations and Non-Profits

Consortium for Ocean Leadership, Inc.

To: John R. Delaney, Professor \$ 4,549,077
 School Of Oceanography
 For: Ocean Observatories Initiative: Regional Scale Nodes
 Eff: 9/1/2009 Classified: No

To: John R. Delaney, Professor \$ 7,180,072
 School Of Oceanography
 For: Ocean Observatories Initiative: Regional Scale Nodes
 Eff: 9/1/2009 Classified: No

Total for Consortium for Ocean Leadership, Inc.: \$ 11,729,149

George Washington University

To: Santica Marcovina, Research Professor \$ 1,495,425
 Department Of Medicine
 For: Diabetes Prevention Outcome Study
 Eff: 2/1/2012 Classified: No

Total for George Washington University: \$ 1,495,425

Total for Associations and Non-Profits: \$ 13,224,574

Total Contracts: \$ 20,268,228

Grand Total for all Awards \$ 69,995,917

Grant and Contract Awards Summary

to

The Board of Regents

of the

University of Washington

for

October 2012

Office of Research

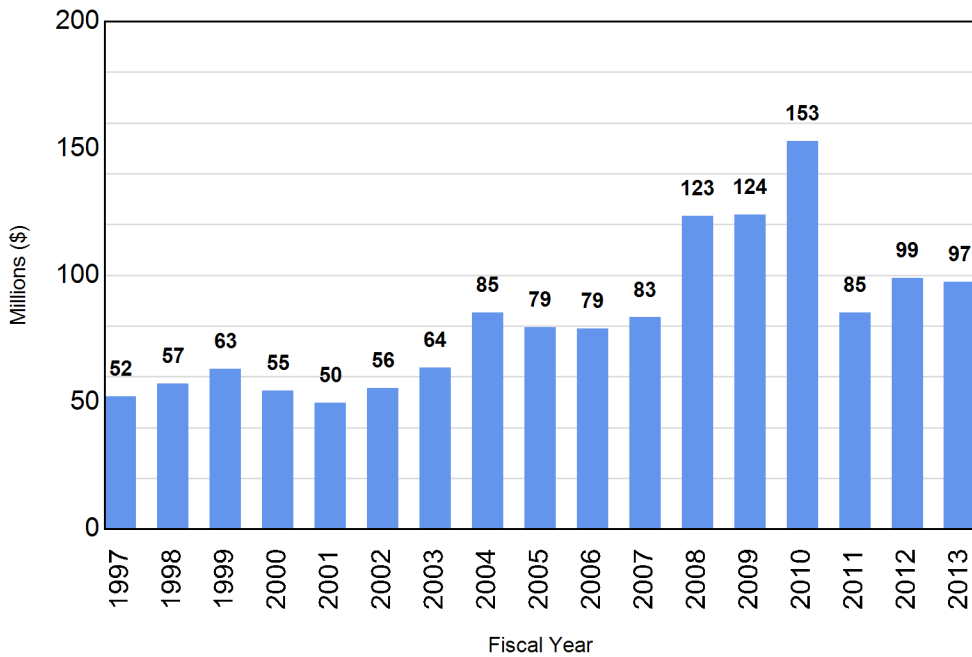
Office of Sponsored Programs

The numbers provided in this report are subject to adjustment at the time that the Annual Report of Sponsored Activity is published.
The changes would reflect modifications and additions to existing awards.

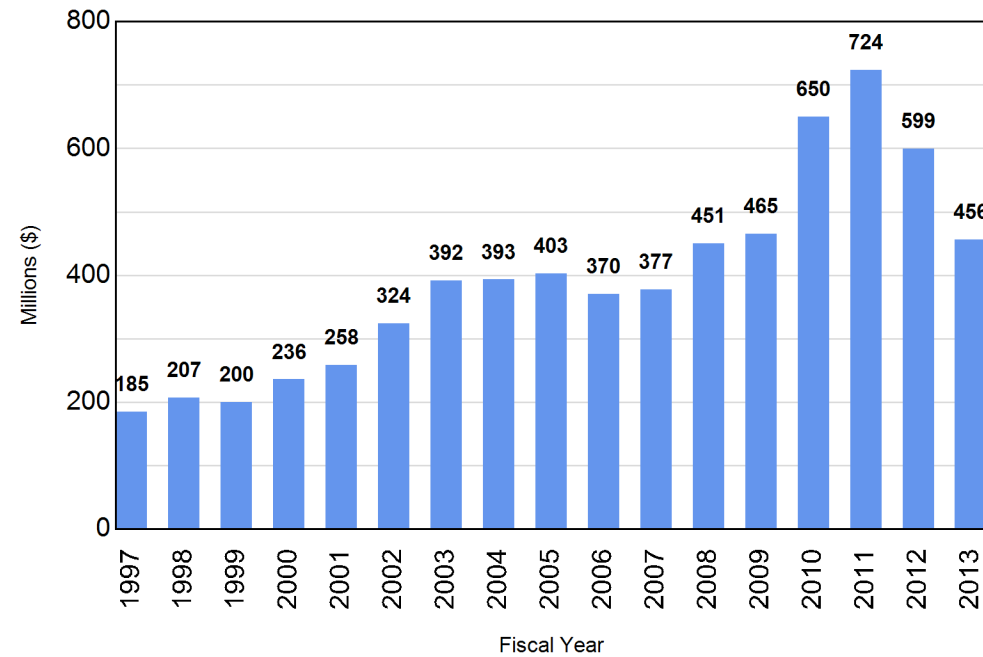
Table of Contents

Graphical Summary of Award Activity	3
Summary of Grant and Contract Awards	4
Comparison of Grants and Contract Awards by Agency	5
Comparison of Grants and Contract Awards by School/College	6
Summary of Grant Awards – Excluding Private Awards	8
Summary of Grant Awards - Private Awards	9
Summary of Contract Awards	10
Report of Grant & Contract Awards over \$1,000,000	11

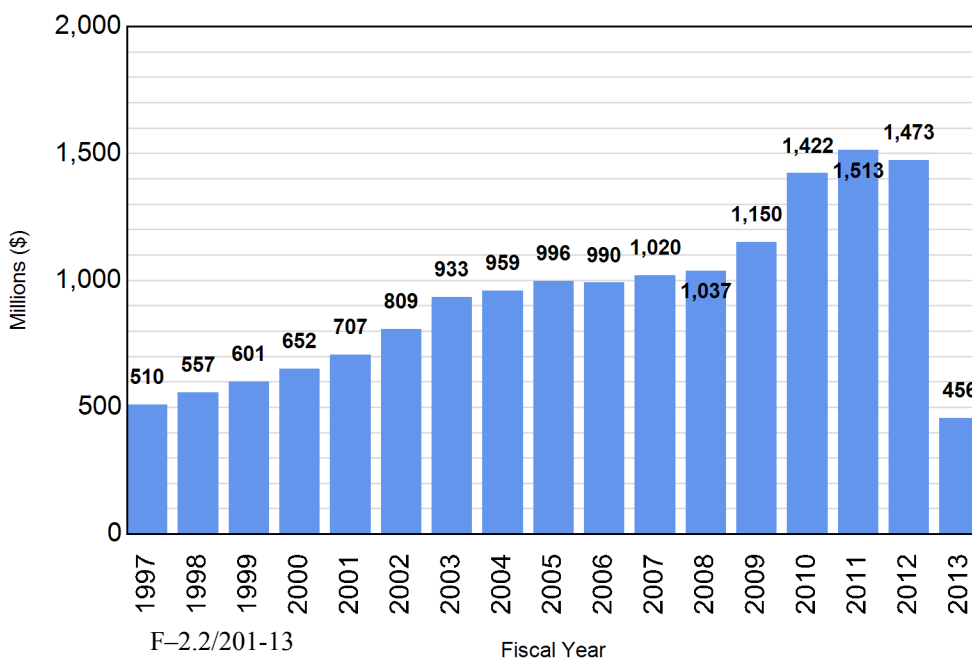
October Only
Comparison of Grant & Contract Awards



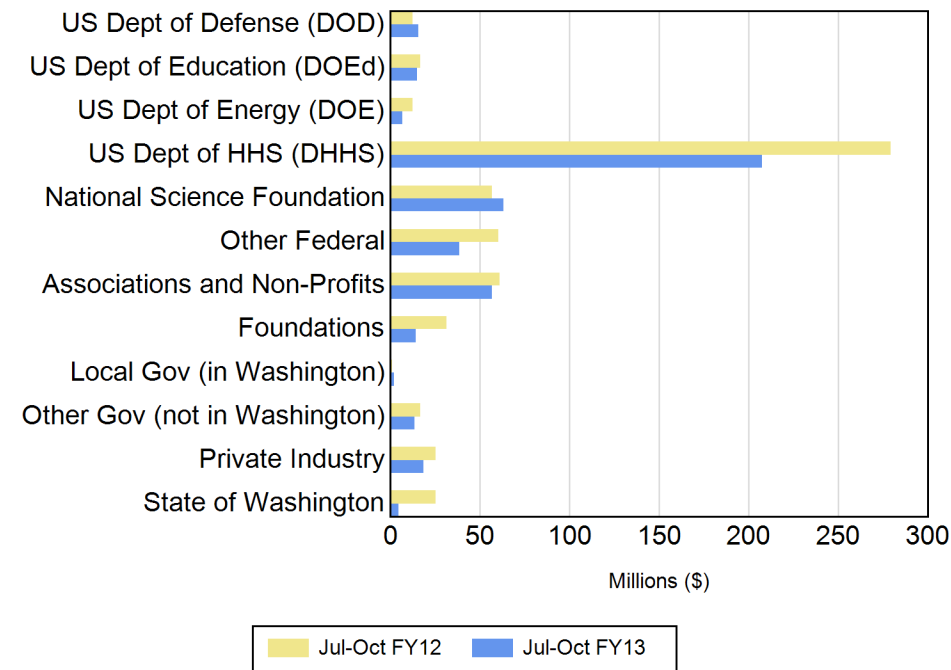
Fiscal Year to Date
Comparison of Grant & Contract Awards



Complete Fiscal Year
Comparison of Grant & Contract Awards



Fiscal Year to Date
Two-Year Comparison of Grant and Contract Awards



Summary of Grant and Contract AwardsFiscal Year 2012-2013

Month	RESEARCH AND OTHER		TRAINING		Total Grants and Contracts
	Federal	Non-Federal	Federal	Non-Federal	
July	\$ 63,287,280	\$ 18,323,480	\$ 6,096,881	\$ 1,019,024	\$ 88,726,660
August	\$ 95,530,390	\$ 28,675,690	\$ 6,407,729	\$ 722,138	\$ 131,335,900
September	\$ 101,845,100	\$ 31,174,910	\$ 5,665,848	\$ 162,660	\$ 138,848,500
October	\$ 58,115,110	\$ 26,424,210	\$ 9,919,787	\$ 2,959,865	\$ 97,418,970
FY13 to Date	\$318,777,898	\$104,598,285	\$28,090,245	\$4,863,687	\$456,330,115
FY12 to Date	\$406,633,535	\$155,440,286	\$31,579,592	\$5,413,081	\$599,066,494
Over (Under) Previous Year	(\$87,855,636)	(\$50,842,002)	(\$3,489,347)	(\$549,394)	(\$142,736,379)

Comparison of Grant and Contract Awards by Agency

Fiscal Years 2011-2012 and 2012-2013

Agency	Jul-Oct FY12	Jul-Oct FY13
US Department of Defense (DOD)	\$ 12,633,959	\$ 15,619,044
US Department of Education (DOEd)	\$ 16,832,808	\$ 15,128,137
US Department of Energy (DOE)	\$ 12,366,726	\$ 6,721,311
US Department of Health and Human Services (DHHS)	\$ 279,253,534	\$ 207,514,354
National Science Foundation (NSF)	\$ 56,732,783	\$ 63,396,840
Other Federal	\$ 60,393,317	\$ 38,488,457
Subtotal for Federal :	\$ 438,213,127	\$ 346,868,143
Associations and Non-Profits	\$ 60,969,772	\$ 56,700,554
Foundations	\$ 31,351,634	\$ 14,104,198
Local Government (in Washington)	\$ 1,049,435	\$ 2,007,121
Other Government (not in Washington)	\$ 16,894,963	\$ 13,426,797
Private Industry	\$ 25,363,370	\$ 18,631,352
State of Washington	\$ 25,224,193	\$ 4,591,949
Subtotal for Non-Federal :	\$ 160,853,367	\$ 109,461,971
Grand Total :	\$ 599,066,494	\$ 456,330,115
Amount of Increase (Decrease) :		(\$ 142,736,379)
Percent of Increase (Decrease) :		(23.8 %)

Comparison of Grant and Contract Awards by School/College

Fiscal Years 2011-2012 and 2012-2013

School/College	Jul-Oct FY12	Jul-Oct FY13
Upper Campus		
Architecture and Urban Planning	\$ 120,348	\$ 139,359
Arts and Sciences	\$ 39,381,798	\$ 37,596,780
College of the Environment	\$ 77,196,649	\$ 61,165,206
Computing & Communications		\$ 300,000
Director of Libraries	\$ 5,336,571	\$ 87,506
Education	\$ 10,287,419	\$ 16,643,626
Educational Outreach	\$ 50,000	
Engineering	\$ 46,071,413	\$ 38,592,883
Evans School of Public Affairs	\$ 1,058,851	\$ 4,443,201
Executive Vice President	\$ 19,981	
Foster School of Business	\$ 275,043	\$ 474,368
Graduate School	\$ 2,647,768	\$ 3,554,313
Information School	\$ 3,241,236	\$ 3,262,524
Law	\$ 3,098,136	\$ 212,046
Office of Research	\$ 19,887,130	\$ 21,982,998
Provost	\$ 29,468	
Social Work	\$ 6,627,174	\$ 5,787,651
Undergraduate Education	\$ 251,836	\$ 44,697
VP Minority Affairs	\$ 8,728,012	\$ 6,304,971
VP Student Life	\$ 46,000	\$ 23,498
Subtotal :	\$ 224,354,833	\$ 200,615,627
Health Sciences		
Dentistry	\$ 1,443,003	\$ 2,161,252
Medicine	\$ 279,401,348	\$ 190,170,233
Nursing	\$ 6,476,664	\$ 3,261,960
Pharmacy	\$ 7,328,009	\$ 7,228,033
Public Health	\$ 51,236,244	\$ 36,963,857
Subtotal :	\$ 345,885,268	\$ 239,785,335
Special Programs		
Alcohol and Drug Abuse Institute	\$ 2,003,448	\$ 1,785,384
CHDD Administration	\$ 5,941,003	\$ 3,446,031
Regional Primate Center	\$ 17,625,641	\$ 5,991,725
Subtotal :	\$ 25,570,092	\$ 11,223,140
Other UW Campuses		
Bothell	\$ 2,532,817	\$ 2,452,062
Tacoma	\$ 723,483	\$ 2,253,951
Subtotal :	\$ 3,256,300	\$ 4,706,013

School/College

Jul-Oct FY12

Jul-Oct FY13

Grand Total :

\$ 599,066,494

\$ 456,330,115

Summary of Grant Awards**Fiscal Year 2012-2013***Excluding private awards from Foundations, Industry, Associations and Others*

Month	RESEARCH AND OTHER		TRAINING		Total Grants
	Federal	Non-Federal	Federal	Non-Federal	
July	\$ 62,351,620	\$ 2,403,687	\$ 6,096,881	\$ 0	\$ 70,852,180
August	\$ 91,723,700	\$ 3,193,595	\$ 6,378,898	\$ 137,830	\$ 101,434,000
September	\$ 92,242,970	\$ 3,356,014	\$ 5,475,443	\$ 76,694	\$ 101,151,100
October	\$ 54,158,460	\$ 5,521,083	\$ 9,919,787	\$ 1,588,030	\$ 71,187,370
Year to Date	\$ 300,476,800	\$ 14,474,380	\$ 27,871,010	\$ 1,802,554	\$ 344,624,700

Summary of Grant Awards

Fiscal Year 2012-2013

Private awards from Foundations, Industry, Associations and Others

Month	RESEARCH AND OTHER	TRAINING	Total Grants
July	\$ 8,614,872	\$ 360,854	\$ 8,975,726
August	\$ 21,059,060	\$ 87,229	\$ 21,146,290
September	\$ 23,906,580	\$ 80,966	\$ 23,987,550
October	\$ 13,784,610	\$ 1,330,680	\$ 15,115,290
Year to Date	\$ 67,365,120	\$ 1,859,729	\$ 69,224,850

Summary of Contract Awards

Fiscal Year 2012-2013

Month	RESEARCH AND OTHER		TRAINING		Total Contracts
	Federal	Non-Federal	Federal	Non-Federal	
July	\$ 935,659	\$ 7,304,925	\$ 0	\$ 658,170	\$ 8,898,754
August	\$ 3,806,685	\$ 4,423,034	\$ 28,831	\$ 497,079	\$ 8,755,629
September	\$ 9,602,160	\$ 3,912,312	\$ 190,405	\$ 5,000	\$ 13,709,880
October	\$ 3,956,642	\$ 7,118,512	\$ 0	\$ 41,155	\$ 11,116,310
Year to Date	\$ 18,301,150	\$ 22,758,780	\$ 219,236	\$ 1,201,404	\$ 42,480,570

**Report of Grant and Contract Awards
of \$1,000,000 or More**

October 2012

**Requiring action of
The Board of Regents
of the
University of Washington**

**Office of Research
Office of Sponsored Programs**

Detail of Public Grant Awards

Federal

US Department of Defense (DOD)

Office of Naval Research (ONR)

To:	William S D Wilcock, Professor Oceanography	\$ 1,000,000
For:	ONR Ship Operations	
Eff:	6/1/2007	Classified: No

Total for Office of Naval Research (ONR): **\$ 1,000,000**

Total for US Department of Defense (DOD): **\$ 1,000,000**

US Department of Education (DOEd)

US Department of Education (DOEd)

To:	Enrique Morales, Associate Vice President V Pres/V Prov Omad	\$ 3,964,000
For:	Rural Initiative in STEM Education and Undergraduate Preparation	
Eff:	9/26/2012	Classified: No

Total for US Department of Education (DOEd): **\$ 3,964,000**

Total for US Department of Education (DOEd): **\$ 3,964,000**

US Department of Health and Human Services (DHHS)

Administration for Children and Families (ACF)

To:	Susan R. Sandall, Professor Dept Of Education	\$ 12,087,569
For:	National Center on Quality Teaching and Learning	
Eff:	9/15/2012	Classified: No

Total for Administration for Children and Families (ACF): **\$ 12,087,569**

Centers for Disease Control and Prevention (CDC)

To:	Scott Barnhart, Professor Global Health	\$ 1,350,000
For:	Establishing and Strengthening COEs as Regional Health System Hubs	
Eff:	9/30/2012	Classified: No

Total for Centers for Disease Control and Prevention (CDC): **\$ 1,350,000**

Detail of Public Grant Awards

Federal

US Department of Health and Human Services (DHHS)

National Institutes of Health (NIH)

To:	Kenneth Krohn, Professor Radiology	\$ 1,378,841
For:	Molecular Imaging of Cancer and Its Response to Therapy	
Eff:	9/1/2012	Classified: No
To:	Robert Waterston, Professor Genome Sciences	\$ 1,450,000
For:	Comprehensive Identification of Worm and Fly Transcription Factor Binding Sites	
Eff:	9/21/2012	Classified: No
To:	Jing Zhang, Professor Pathology	\$ 1,360,164
For:	Large Scale Biomarker Discovery and Validation for Parkinson's Disease	
Eff:	9/30/2012	Classified: No

National Human Genome Research Institute (NHGRI)

To:	John Stamatoyannopoulos, Associate Professor Genome Sciences	\$ 2,726,505
For:	A Comprehensive catalog of DNaseI hypersensitive sites	
Eff:	9/21/2012	Classified: No

Total for National Human Genome Research Institute (NHGRI): \$ 2,726,505

Total for National Institutes of Health (NIH): **\$ 6,915,510**

Total for US Department of Health and Human Services (DHHS): **\$ 20,353,079**

Other Federal

National Aeronautics and Space Administration (NASA)

To:	Robert Winglee, Professor Earth & Space Sciences	\$ 1,150,000
For:	Space Grant College and Fellowship Program	
Eff:	5/17/2010	Classified: No

Total for National Aeronautics and Space Administration (NASA): **\$ 1,150,000**

US Department of State

To:	Sandra O Archibald, Dean Evans Sch Of Public Af	\$ 1,000,000
For:	North African and Middle Eastern Municipal Governance Fellowship	
Eff:	9/30/2012	Classified: No

Total for US Department of State: **\$ 1,000,000**

Total for Other Federal: **\$ 2,150,000**

Total for Federal: **\$ 27,467,079**

Total Public Grants: **\$ 27,467,079**

Detail of Contract Awards

Federal

US Department of Defense (DOD)

Office of Naval Research (ONR)

To: Neil Bogue, Apl-principal Oceanographer \$ 1,665,776
Applied Physics Lab

For: Carina Operational Development and Testing

Eff: 9/25/2012 Classified: No

Total for Office of Naval Research (ONR): \$ 1,665,776

Total for US Department of Defense (DOD): \$ 1,665,776

Total for Federal: \$ 1,665,776

Foundations

The Johnson Center for Child Health and Development

To: Gene P Sackett, Professor Emeritus \$ 1,204,032
Psychology

For: A primate model of gut, immune and central nervous system
interactions in response to childhood vaccines

Eff: 5/1/2012 Classified: No

Total for The Johnson Center for Child Health and Development: \$ 1,204,032

Total for Foundations: \$ 1,204,032

Private Industry

AiCuris GmbH & Co. KG

To: Keith R Jerome, Professor \$ 1,889,261
Lab Medicine

For: A double-blind, double dummy, randomized cross-over trial to
compare the effect of AIC316 100 mg once daily versus valacyclovir
500 mg once daily on genital HSV shedding in HSV-2 seropositive
adults

Eff: 10/31/2012 Classified: No

Total for AiCuris GmbH & Co. KG: \$ 1,889,261

Total for Private Industry: \$ 1,889,261

Total Contracts: \$ 4,759,069

Grand Total for all Awards \$ 32,226,148