

VII. STANDING COMMITTEES

B. Finance, Audit and Facilities Committee

Grant and Contract Awards Summary – November and December 2012

RECOMMENDED ACTION

It is the recommendation of the administration and the Finance, Audit and Facilities Committee that the Board of Regents accept the Grant and Contract Awards of \$1,000,000 or more as presented in the attached report.

Attachments

Grant and Contract Awards Summary for November 2012

Grant and Contract Awards Summary for December 2012

Grant and Contract Awards Summary

to

The Board of Regents

of the

University of Washington

for

November 2012

Office of Research

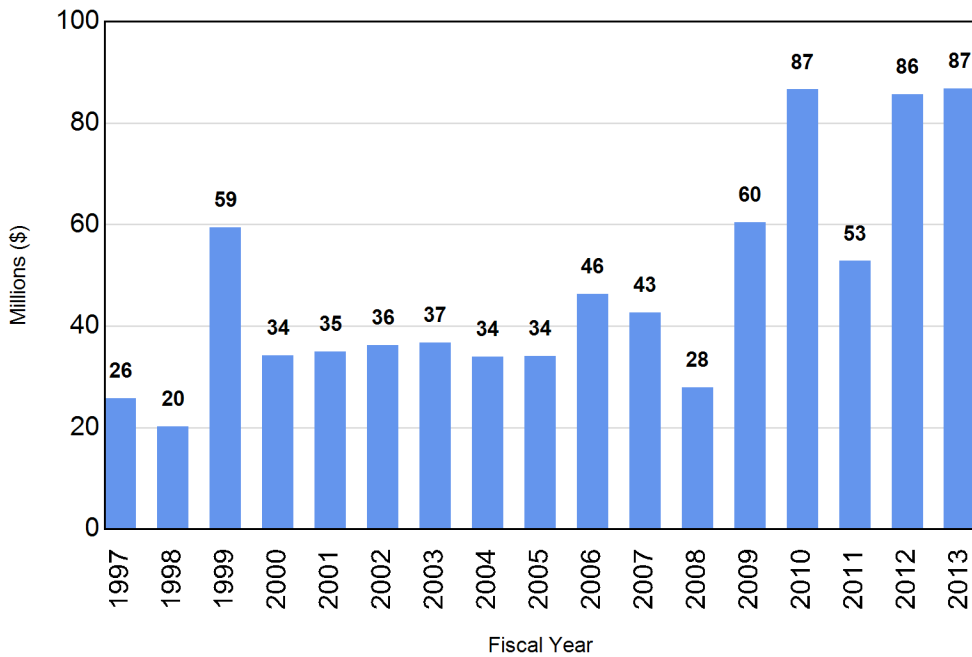
Office of Sponsored Programs

The numbers provided in this report are subject to adjustment at the time that the Annual Report of Sponsored Activity is published.
The changes would reflect modifications and additions to existing awards.

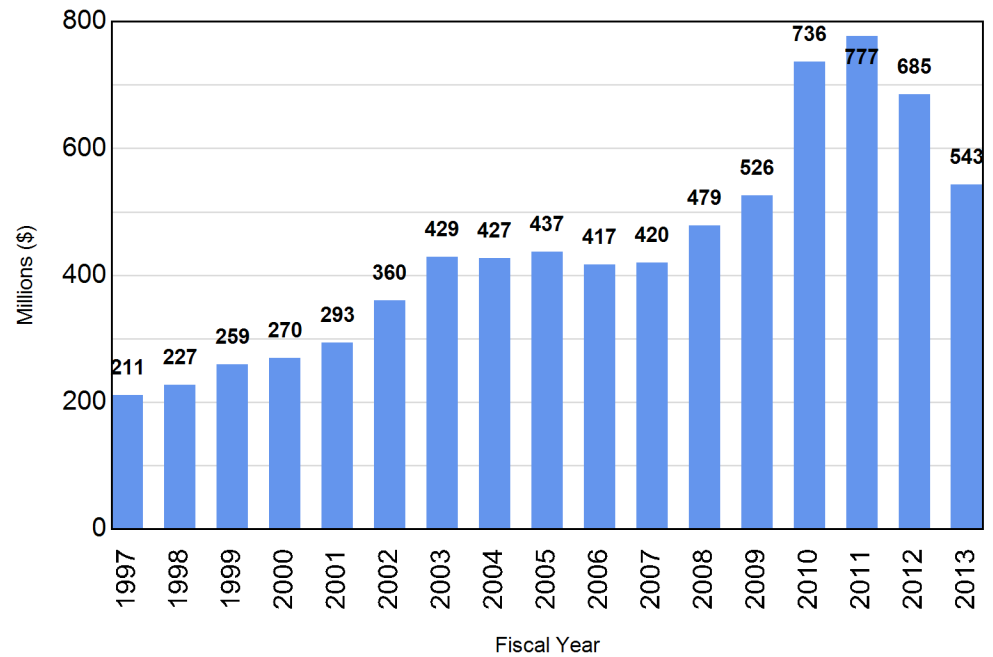
Table of Contents

Graphical Summary of Award Activity	3
Summary of Grant and Contract Awards	4
Comparison of Grants and Contract Awards by Agency	5
Comparison of Grants and Contract Awards by School/College	6
Summary of Grant Awards – Excluding Private Awards	8
Summary of Grant Awards - Private Awards	9
Summary of Contract Awards	10
Report of Grant & Contract Awards over \$1,000,000	11

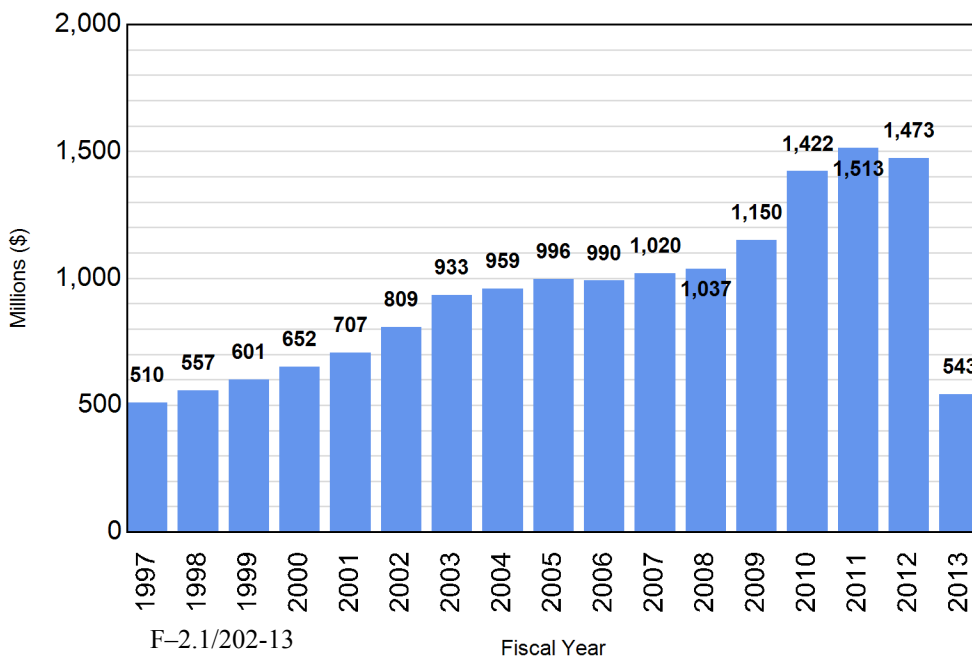
November Only
Comparison of Grant & Contract Awards



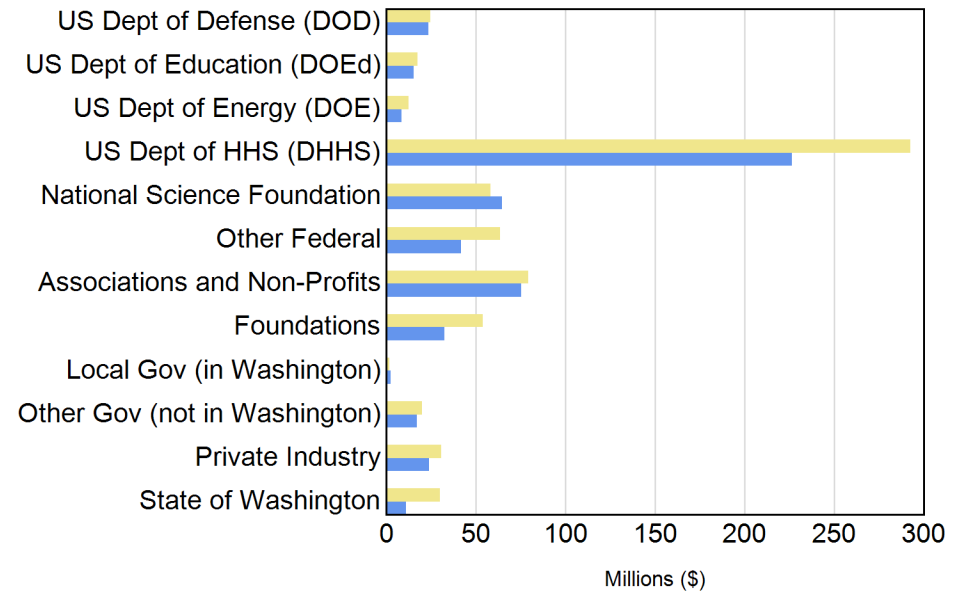
Fiscal Year to Date
Comparison of Grant & Contract Awards



Complete Fiscal Year
Comparison of Grant & Contract Awards



Fiscal Year to Date
Two-Year Comparison of Grant and Contract Awards



Summary of Grant and Contract AwardsFiscal Year 2012-2013

Month	RESEARCH AND OTHER		TRAINING		Total Grants and Contracts
	Federal	Non-Federal	Federal	Non-Federal	
July	\$ 63,287,280	\$ 18,323,480	\$ 6,096,881	\$ 1,019,024	\$ 88,726,660
August	\$ 95,530,390	\$ 28,675,690	\$ 6,407,729	\$ 722,138	\$ 131,335,900
September	\$ 101,729,700	\$ 31,174,910	\$ 5,665,848	\$ 162,660	\$ 138,733,100
October	\$ 58,115,110	\$ 26,434,240	\$ 9,919,787	\$ 2,959,865	\$ 97,429,000
November	\$ 32,373,850	\$ 46,622,030	\$ 1,362,555	\$ 6,452,774	\$ 86,811,210
FY13 to Date	\$351,036,329	\$151,230,347	\$29,452,800	\$11,316,461	\$543,035,937
FY12 to Date	\$436,869,160	\$204,753,818	\$32,351,856	\$10,750,389	\$684,725,223
Over (Under) Previous Year	(\$85,832,830)	(\$53,523,471)	(\$2,899,056)	\$566,071	(\$141,689,286)

Comparison of Grant and Contract Awards by Agency

Fiscal Years 2011-2012 and 2012-2013

Agency	Jul-Nov FY12	Jul-Nov FY13
US Department of Defense (DOD)	\$ 24,775,698	\$ 23,697,911
US Department of Education (DOEd)	\$ 17,323,567	\$ 15,224,206
US Department of Energy (DOE)	\$ 12,593,100	\$ 8,559,838
US Department of Health and Human Services (DHHS)	\$ 292,496,376	\$ 226,587,926
National Science Foundation (NSF)	\$ 58,307,965	\$ 64,699,466
Other Federal	\$ 63,724,310	\$ 41,719,782
Subtotal for Federal :	\$ 469,221,016	\$ 380,489,129
Associations and Non-Profits	\$ 79,363,774	\$ 75,321,016
Foundations	\$ 53,771,151	\$ 32,532,765
Local Government (in Washington)	\$ 1,666,936	\$ 2,446,994
Other Government (not in Washington)	\$ 20,127,753	\$ 17,287,696
Private Industry	\$ 30,610,851	\$ 23,780,052
State of Washington	\$ 29,963,742	\$ 11,178,284
Subtotal for Non-Federal :	\$ 215,504,208	\$ 162,546,808
Grand Total :	\$ 684,725,223	\$ 543,035,937
Amount of Increase (Decrease) :		(\$ 141,689,286)
Percent of Increase (Decrease) :		(20.7 %)

Comparison of Grant and Contract Awards by School/College

Fiscal Years 2011-2012 and 2012-2013

School/College	Jul-Nov FY12	Jul-Nov FY13
Upper Campus		
Architecture and Urban Planning	\$ 450,348	\$ 441,728
Arts and Sciences	\$ 41,580,290	\$ 39,961,554
College of the Environment	\$ 89,342,092	\$ 67,043,688
Computing & Communications		\$ 300,000
Director of Libraries	\$ 5,336,571	\$ 87,506
Education	\$ 10,287,419	\$ 16,822,800
Educational Outreach	\$ 50,000	\$ 50,000
Engineering	\$ 52,569,560	\$ 43,092,771
Evans School of Public Affairs	\$ 1,201,725	\$ 4,448,684
Executive Vice President	\$ 19,981	\$ 10,000
Foster School of Business	\$ 275,043	\$ 474,368
Graduate School	\$ 2,863,310	\$ 3,615,882
Information School	\$ 3,291,236	\$ 4,879,211
Law	\$ 3,098,136	\$ 212,046
Office of Research	\$ 22,454,611	\$ 26,214,938
Provost	\$ 29,468	
Social Work	\$ 11,144,457	\$ 11,560,113
Undergraduate Education	\$ 251,836	\$ 44,697
VP Minority Affairs	\$ 8,728,012	\$ 6,308,542
VP Student Life	\$ 46,000	\$ 23,498
Subtotal :	\$ 253,020,095	\$ 225,592,027
Health Sciences		
Dentistry	\$ 1,744,903	\$ 2,219,658
Medicine	\$ 318,781,038	\$ 246,961,433
Nursing	\$ 7,031,220	\$ 3,655,955
Pharmacy	\$ 14,319,359	\$ 9,259,567
Public Health	\$ 60,013,975	\$ 38,992,864
Subtotal :	\$ 401,890,495	\$ 301,089,477
Special Programs		
Alcohol and Drug Abuse Institute	\$ 2,162,811	\$ 1,785,384
CHDD Administration	\$ 5,951,078	\$ 3,507,831
Regional Primate Center	\$ 18,173,773	\$ 5,991,725
Subtotal :	\$ 26,287,662	\$ 11,284,940
Other UW Campuses		
Bothell	\$ 2,803,489	\$ 2,757,582
Tacoma	\$ 723,483	\$ 2,311,912
Subtotal :	\$ 3,526,972	\$ 5,069,494

School/College	Jul-Nov FY12	Jul-Nov FY13
Grand Total :	\$ 684,725,223	\$ 543,035,937

Summary of Grant Awards**Fiscal Year 2012-2013***Excluding private awards from Foundations, Industry, Associations and Others*

Month	RESEARCH AND OTHER		TRAINING		Total Grants
	Federal	Non-Federal	Federal	Non-Federal	
July	\$ 62,351,620	\$ 2,403,687	\$ 6,096,881	\$ 0	\$ 70,852,180
August	\$ 91,723,700	\$ 3,193,595	\$ 6,378,898	\$ 137,830	\$ 101,434,000
September	\$ 92,127,540	\$ 3,356,014	\$ 5,475,443	\$ 76,694	\$ 101,035,700
October	\$ 54,158,460	\$ 5,521,083	\$ 9,919,787	\$ 1,588,030	\$ 71,187,370
November	\$ 24,632,230	\$ 2,542,720	\$ 1,362,555	\$ 5,783,143	\$ 34,320,650
Year to Date	\$ 324,993,600	\$ 17,017,100	\$ 29,233,560	\$ 7,585,697	\$ 378,829,900

Summary of Grant Awards**Fiscal Year 2012-2013***Private awards from Foundations, Industry, Associations and Others*

Month	RESEARCH AND OTHER	TRAINING	Total Grants
July	\$ 8,614,872	\$ 360,854	\$ 8,975,726
August	\$ 21,059,060	\$ 87,229	\$ 21,146,290
September	\$ 23,906,580	\$ 80,966	\$ 23,987,550
October	\$ 13,794,640	\$ 1,330,680	\$ 15,125,320
November	\$ 35,256,650	\$ 604,631	\$ 35,861,280
Year to Date	\$ 102,631,800	\$ 2,464,360	\$ 105,096,200

Summary of Contract Awards**Fiscal Year 2012-2013**

Month	RESEARCH AND OTHER		TRAINING		Total Contracts
	Federal	Non-Federal	Federal	Non-Federal	
July	\$ 935,659	\$ 7,304,925	\$ 0	\$ 658,170	\$ 8,898,754
August	\$ 3,806,685	\$ 4,423,034	\$ 28,831	\$ 497,079	\$ 8,755,629
September	\$ 9,602,160	\$ 3,912,312	\$ 190,405	\$ 5,000	\$ 13,709,880
October	\$ 3,956,642	\$ 7,118,512	\$ 0	\$ 41,155	\$ 11,116,310
November	\$ 7,741,621	\$ 8,822,660	\$ 0	\$ 65,000	\$ 16,629,280
Year to Date	\$ 26,042,770	\$ 31,581,440	\$ 219,236	\$ 1,266,404	\$ 59,109,850

**Report of Grant and Contract Awards
of \$1,000,000 or More**

November 2012

**Requiring action of
The Board of Regents
of the
University of Washington**

**Office of Research
Office of Sponsored Programs**

Detail of Public Grant Awards

Federal

US Department of Defense (DOD)

US Department of Defense (DOD)

To: Jeanne Hoffman, Assoc Professor \$ 3,085,185
 Rehabilitation Medicin

For: Telephone-Delivered Cognitive Behavioral Therapy for Chronic Pain
 following Traumatic Brain Injury (CDMRP Neurotrauma)

Eff: 9/30/2012 Classified: No

Total for US Department of Defense (DOD): \$ 3,085,185

Total for US Department of Defense (DOD): \$ 3,085,185

US Department of Health and Human Services (DHHS)

Health Resources and Services Administration (HRSA)

To: King Holmes, Professor \$ 1,703,631
 Global Health

For: Building Sustainable Human and Institutional Capacity for HIV Care

Eff: 4/1/2012 Classified: No

Total for Health Resources and Services Administration (HRSA): \$ 1,703,631

National Institutes of Health (NIH)

National Institute of Child Health and Human Development (NICHD)

To: William Bremner, Chair \$ 1,735,404
 Department Of Medicine

For: Male Contraception Research Center

Eff: 9/17/2012 Classified: No

*Total for National Institute of Child Health and Human Development
 (NICHD): \$ 1,735,404*

Total for National Institutes of Health (NIH): \$ 1,735,404

Total for US Department of Health and Human Services (DHHS): \$ 3,439,035

Total for Federal: \$ 6,524,220

Total Public Grants: \$ 6,524,220

Detail of Private Grant Awards

Associations and Non-Profits

Fred Hutchinson Cancer Research Center (FHCRC)

To: Shiu-lok Hu, Professor
Pharmaceutics \$ 1,015,606

For: Targeted modification of host and proviral DNA to treat latent HIV
infection

Eff: 7/1/2012 Classified: No

Total for Fred Hutchinson Cancer Research Center (FHCRC): \$ 1,015,606

Morehouse University

To: Deborah Nickerson, Professor
Genome Sciences \$ 2,624,764

For: Minority Health-GRID Network: A Genomics Resource for Health
Disparity Research

Eff: 9/30/2010 Classified: No

Total for Morehouse University: \$ 2,624,764

Seattle Children's Hospital Research Institute

To: F. Bruder Stapleton, Chair
Pediatrics \$ 1,078,168

For: CHMC PEDIATRIC SALARY

Eff: 7/1/2010 Classified: No

Total for Seattle Children's Hospital Research Institute: \$ 1,078,168

Total for Associations and Non-Profits: \$ 4,718,538

Foundations

Bill and Melinda Gates Foundation

To: Christopher J Murray, Professor
Global Health \$ 8,000,000

For: Health Metrics Institute Proposal

Eff: 5/1/2007 Classified: No

To: Jared Baeten, Assoc Professor
Global Health \$ 2,999,617

For: PrEP Demonstration Project

Eff: 11/9/2012 Classified: No

To: Michael D. Crandall, Senior Lecturer-full Time
The Information School \$ 1,127,589

For: Impact Survey Implementation

Eff: 11/5/2012 Classified: No

Total for Bill and Melinda Gates Foundation: \$ 12,127,206

Total for Foundations: \$ 12,127,206

Total Private Grants: \$ 16,845,744

Detail of Contract Awards

Federal

US Department of Defense (DOD)

Defense Threat Reduction Agency (DTRA)

To: Robert T Miyamoto, Associate Director \$ 1,951,760
 Applied Physics Lab
 For: Systems Re-engineering of Medical CM & R&D
 Eff: 8/30/2012 Classified: No

Total for Defense Threat Reduction Agency (DTRA): \$ 1,951,760

Total for US Department of Defense (DOD): \$ 1,951,760

US Department of Health and Human Services (DHHS)

National Institutes of Health (NIH)

National Institute of Allergy and Infectious Diseases (NIAID)

To: Michael Gerald Katze, Professor \$ 3,445,812
 Microbiology
 For: A Systems Biology Approach to Emerging Respiratory Viral
 Diseases
 Eff: 12/1/2012 Classified: No

Total for National Institute of Allergy and Infectious Diseases (NIAID): \$ 3,445,812

Total for National Institutes of Health (NIH): \$ 3,445,812

Total for US Department of Health and Human Services (DHHS): \$ 3,445,812

Total for Federal: \$ 5,397,572

Associations and Non-Profits

Consortium for Ocean Leadership, Inc.

To: John R. Delaney, Professor \$ 2,317,715
 School Of Oceanography
 For: Ocean Observatories Initiative: Regional Scale Nodes
 Eff: 9/1/2009 Classified: No

Total for Consortium for Ocean Leadership, Inc.: \$ 2,317,715

Total for Associations and Non-Profits: \$ 2,317,715

Foundations

Genentech Foundation for Growth and Development

To: Anna Wald, Professor \$ 1,648,460
 Department Of Medicine
 For: A Study to Compare Diagnostic Tests for Diagnosis of Primary CMV
 Infection in Healthy Adult Women
 Eff: 10/2/2012 Classified: No

Total for Genentech Foundation for Growth and Development: \$ 1,648,460

Total for Foundations: \$ 1,648,460

Detail of Contract Awards

State of Washington

Washington State Department of Social and Health Services (DSHS)

To: Edwina Uehara, Dean \$ 5,568,307
School Of Social Work

For: CWTAP Program FY12-13

Eff: 7/1/2012 Classified: No

Total for Washington State Department of Social and Health Services (DSHS): \$ 5,568,307

Total for State of Washington: \$ 5,568,307

Total Contracts: \$ 14,932,054

Grand Total for all Awards \$ 38,302,018

Grant and Contract Awards Summary

to

The Board of Regents

of the

University of Washington

for

December 2012

Office of Research

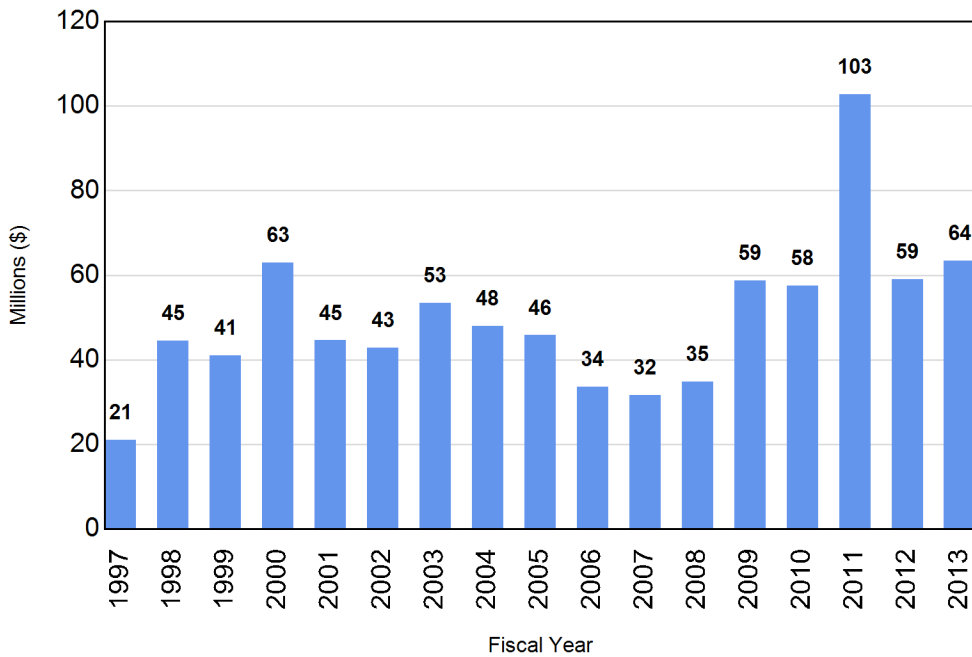
Office of Sponsored Programs

The numbers provided in this report are subject to adjustment at the time that the Annual Report of Sponsored Activity is published.
The changes would reflect modifications and additions to existing awards.

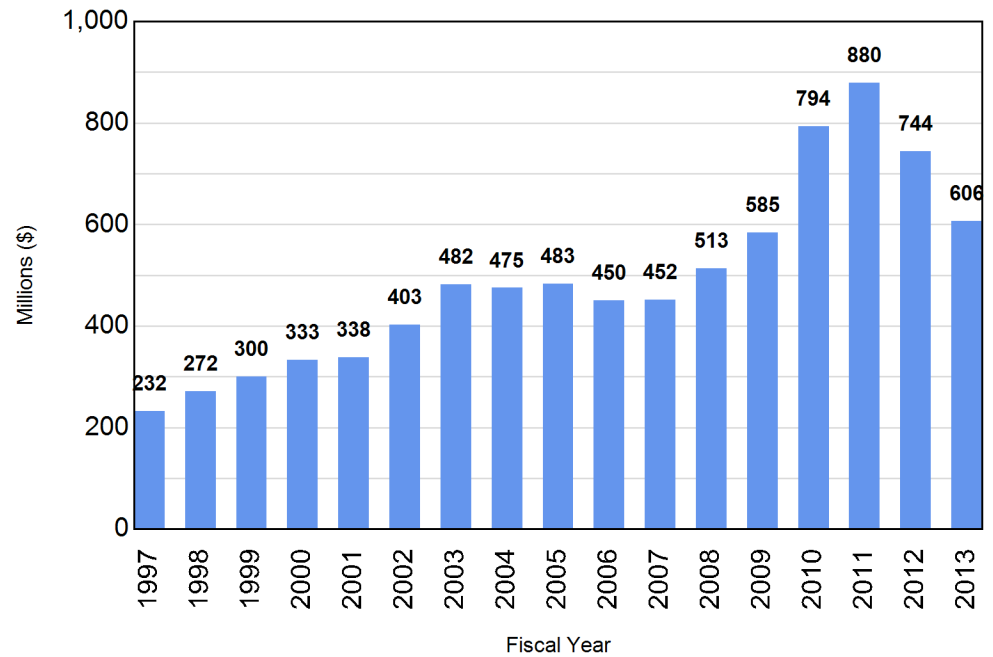
Table of Contents

Graphical Summary of Award Activity	3
Summary of Grant and Contract Awards	4
Comparison of Grants and Contract Awards by Agency	5
Comparison of Grants and Contract Awards by School/College	6
Summary of Grant Awards – Excluding Private Awards	8
Summary of Grant Awards - Private Awards	9
Summary of Contract Awards	10
Report of Grant & Contract Awards over \$1,000,000	11

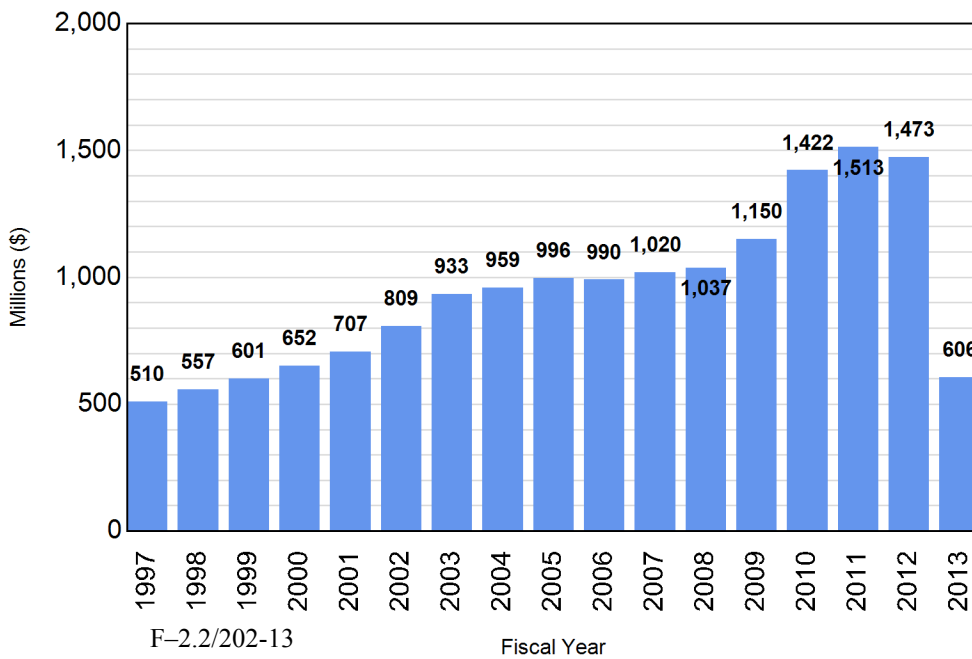
December Only
Comparison of Grant & Contract Awards



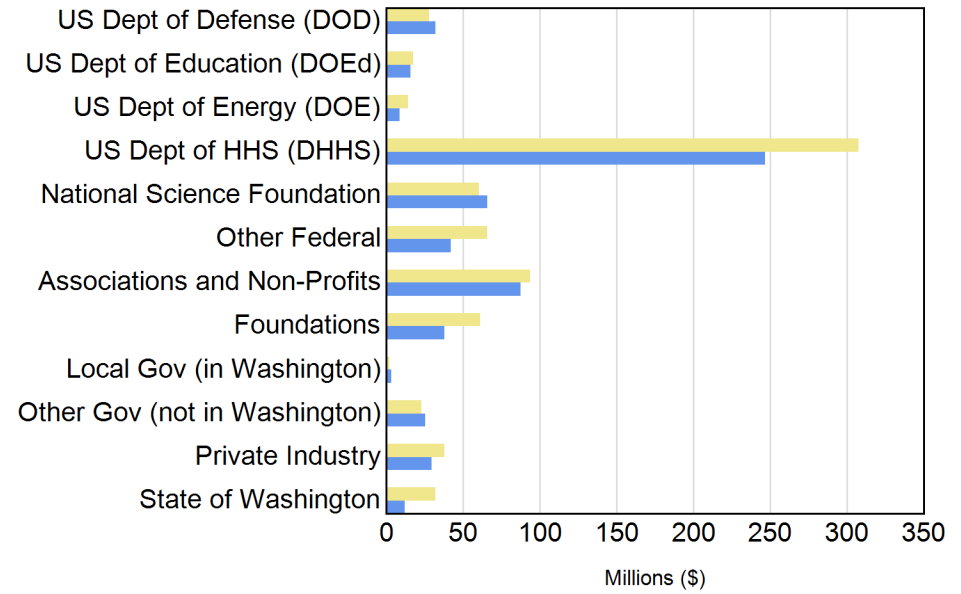
Fiscal Year to Date
Comparison of Grant & Contract Awards



Complete Fiscal Year
Comparison of Grant & Contract Awards



Fiscal Year to Date
Two-Year Comparison of Grant and Contract Awards



Summary of Grant and Contract AwardsFiscal Year 2012-2013

Month	RESEARCH AND OTHER		TRAINING		Total Grants and Contracts
	Federal	Non-Federal	Federal	Non-Federal	
July	\$ 63,287,280	\$ 18,323,480	\$ 6,096,881	\$ 1,019,024	\$ 88,726,660
August	\$ 95,530,390	\$ 28,646,810	\$ 6,407,729	\$ 722,138	\$ 131,307,100
September	\$ 101,729,700	\$ 31,174,910	\$ 5,665,848	\$ 162,660	\$ 138,733,100
October	\$ 58,093,380	\$ 26,434,240	\$ 9,919,787	\$ 2,959,865	\$ 97,407,270
November	\$ 32,093,950	\$ 46,816,510	\$ 1,362,555	\$ 6,452,774	\$ 86,725,780
December	\$ 30,726,470	\$ 31,174,950	\$ 482,764	\$ 1,130,673	\$ 63,514,860
FY13 to Date	\$381,461,173	\$182,570,898	\$29,935,564	\$12,447,134	\$606,414,768
FY12 to Date	\$460,882,346	\$238,307,118	\$32,744,091	\$11,914,767	\$743,848,322
Over (Under) Previous Year	(\$79,421,173)	(\$55,736,220)	(\$2,808,527)	\$532,366	(\$137,433,554)

Comparison of Grant and Contract Awards by Agency

Fiscal Years 2011-2012 and 2012-2013

Agency	Jul-Dec FY12	Jul-Dec FY13
US Department of Defense (DOD)	\$ 27,969,610	\$ 32,257,746
US Department of Education (DOEd)	\$ 17,578,060	\$ 15,841,699
US Department of Energy (DOE)	\$ 14,100,357	\$ 8,843,081
US Department of Health and Human Services (DHHS)	\$ 307,548,944	\$ 246,679,353
National Science Foundation (NSF)	\$ 60,481,280	\$ 65,708,520
Other Federal	\$ 65,948,186	\$ 42,066,338
Subtotal for Federal :	\$ 493,626,437	\$ 411,396,737
Associations and Non-Profits	\$ 93,796,222	\$ 87,394,930
Foundations	\$ 61,400,408	\$ 37,700,211
Local Government (in Washington)	\$ 2,145,998	\$ 3,160,081
Other Government (not in Washington)	\$ 22,829,207	\$ 25,302,997
Private Industry	\$ 37,929,058	\$ 29,588,164
State of Washington	\$ 32,120,992	\$ 11,871,648
Subtotal for Non-Federal :	\$ 250,221,885	\$ 195,018,032
Grand Total :	\$ 743,848,322	\$ 606,414,768
Amount of Increase (Decrease) :		(\$ 137,433,554)
Percent of Increase (Decrease) :		(18.5 %)

Comparison of Grant and Contract Awards by School/College

Fiscal Years 2011-2012 and 2012-2013

School/College	Jul-Dec FY12	Jul-Dec FY13
Upper Campus		
Architecture and Urban Planning	\$ 462,764	\$ 599,910
Arts and Sciences	\$ 46,489,386	\$ 45,014,582
College of the Environment	\$ 93,859,909	\$ 68,012,283
Computing & Communications		\$ 300,000
Director of Libraries	\$ 5,336,571	\$ 87,506
Education	\$ 12,122,944	\$ 18,377,161
Educational Outreach	\$ 50,000	\$ 50,000
Engineering	\$ 57,638,511	\$ 48,281,992
Evans School of Public Affairs	\$ 1,201,725	\$ 4,448,684
Executive Vice President	\$ 19,981	\$ 10,000
Foster School of Business	\$ 282,543	\$ 494,368
Graduate School	\$ 3,130,591	\$ 3,699,657
Information School	\$ 3,291,236	\$ 4,987,164
Law	\$ 3,422,803	\$ 212,046
Office of Research	\$ 24,073,711	\$ 32,902,281
Provost	\$ 29,468	
Social Work	\$ 11,389,457	\$ 12,687,200
Undergraduate Education	\$ 934,534	\$ 240,663
VP Minority Affairs	\$ 9,028,976	\$ 6,418,342
VP Student Life	\$ 46,000	\$ 23,498
Subtotal :	\$ 272,811,110	\$ 246,847,337
Health Sciences		
Dentistry	\$ 1,972,715	\$ 2,708,611
Medicine	\$ 354,443,742	\$ 281,084,342
Nursing	\$ 7,622,913	\$ 3,773,561
Pharmacy	\$ 15,662,147	\$ 10,767,392
Public Health	\$ 60,899,041	\$ 43,928,941
Subtotal :	\$ 440,600,558	\$ 342,262,847
Special Programs		
Alcohol and Drug Abuse Institute	\$ 2,228,613	\$ 1,785,384
CHDD Administration	\$ 5,951,078	\$ 3,643,149
Regional Primate Center	\$ 18,217,518	\$ 5,991,725
Subtotal :	\$ 26,397,209	\$ 11,420,258
Other UW Campuses		
Bothell	\$ 2,944,489	\$ 3,559,513
Tacoma	\$ 1,094,956	\$ 2,324,814
Subtotal :	\$ 4,039,445	\$ 5,884,327

School/College	Jul-Dec FY12	Jul-Dec FY13
Grand Total :	\$ 743,848,322	\$ 606,414,768

Summary of Grant Awards**Fiscal Year 2012-2013***Excluding private awards from Foundations, Industry, Associations and Others*

Month	RESEARCH AND OTHER		TRAINING		Total Grants
	Federal	Non-Federal	Federal	Non-Federal	
July	\$ 62,351,620	\$ 2,403,687	\$ 6,096,881	\$ 0	\$ 70,852,180
August	\$ 91,723,700	\$ 3,193,595	\$ 6,378,898	\$ 137,830	\$ 101,434,000
September	\$ 92,127,540	\$ 3,356,014	\$ 5,475,443	\$ 76,694	\$ 101,035,700
October	\$ 54,136,740	\$ 5,521,083	\$ 9,919,787	\$ 1,588,030	\$ 71,165,640
November	\$ 24,632,230	\$ 2,542,720	\$ 1,362,555	\$ 5,783,143	\$ 34,320,650
December	\$ 23,716,690	\$ 7,567,248	\$ 482,764	\$ 0	\$ 31,766,710
Year to Date	\$ 348,688,500	\$ 24,584,350	\$ 29,716,330	\$ 7,585,697	\$ 410,574,900

Summary of Grant Awards**Fiscal Year 2012-2013***Private awards from Foundations, Industry, Associations and Others*

Month	RESEARCH AND OTHER	TRAINING	Total Grants
July	\$ 8,614,872	\$ 360,854	\$ 8,975,726
August	\$ 21,030,180	\$ 87,229	\$ 21,117,410
September	\$ 23,906,580	\$ 80,966	\$ 23,987,550
October	\$ 13,794,640	\$ 1,330,680	\$ 15,125,320
November	\$ 35,451,130	\$ 604,631	\$ 36,055,760
December	\$ 17,214,480	\$ 1,050,346	\$ 18,264,830
Year to Date	\$ 120,011,900	\$ 3,514,706	\$ 123,526,600

Summary of Contract Awards

Fiscal Year 2012-2013

Month	RESEARCH AND OTHER		TRAINING		Total Contracts
	Federal	Non-Federal	Federal	Non-Federal	
July	\$ 935,659	\$ 7,304,925	\$ 0	\$ 658,170	\$ 8,898,754
August	\$ 3,806,685	\$ 4,423,034	\$ 28,831	\$ 497,079	\$ 8,755,629
September	\$ 9,602,160	\$ 3,912,312	\$ 190,405	\$ 5,000	\$ 13,709,880
October	\$ 3,956,642	\$ 7,118,512	\$ 0	\$ 41,155	\$ 11,116,310
November	\$ 7,461,719	\$ 8,822,660	\$ 0	\$ 65,000	\$ 16,349,380
December	\$ 7,009,779	\$ 6,393,217	\$ 0	\$ 80,327	\$ 13,483,320
Year to Date	\$ 32,772,640	\$ 37,974,660	\$ 219,236	\$ 1,346,731	\$ 72,313,270

**Report of Grant and Contract Awards
of \$1,000,000 or More**

December 2012

**Requiring action of
The Board of Regents
of the
University of Washington**

**Office of Research
Office of Sponsored Programs**

Detail of Public Grant Awards

Federal

US Department of Health and Human Services (DHHS)

National Institutes of Health (NIH)

To: Bruce M. Psaty, Professor \$ 1,157,119
Department Of Medicine
For: CHS Events Follow-Up Study
Eff: 12/1/2012 Classified: No

Total for National Institutes of Health (NIH): \$ 1,157,119

Total for US Department of Health and Human Services (DHHS): \$ 1,157,119

Total for Federal: \$ 1,157,119

Other Government (not in Washington)

University of North Carolina, Chapel Hill

To: Michael Katze, Professor \$ 1,187,425
Microbiology
For: Systems Immunogenetics of Biodefense Pathogens in the
Collaborative Cross
Eff: 8/5/2012 Classified: No

Total for University of North Carolina, Chapel Hill: \$ 1,187,425

Total for Other Government (not in Washington): \$ 1,187,425

Total Public Grants: \$ 2,344,544

Detail of Private Grant Awards

Private Industry

Statoil Hydro Canada Ltd.

To: Samuel Wasser, Research Professor \$ 1,137,805
Biology
For: Assessing Population Sizes of Caribou, Moose, Wolf and Deer and
Monitoring Impacts of Nutrition, Human Use and Wolf Predation on
Caribou, Moose and Deer in the ESAR and Wauai Caribou Ranges,
Alberta Canada
Eff: 12/11/2012 Classified: No

Total for Statoil Hydro Canada Ltd.: \$ 1,137,805

Total for Private Industry: \$ 1,137,805

Total Private Grants: \$ 1,137,805

Detail of Contract Awards

Federal

US Department of Defense (DOD)

US Navy

To: Keith Van Thiel, Research Scientist/engineer Principal \$ 1,000,000
 Applied Physics Lab
 For: ICEX14
 Eff: 9/5/2012 Classified: Yes

Total for US Navy: \$ 1,000,000

Total for US Department of Defense (DOD): \$ 1,000,000

US Department of Health and Human Services (DHHS)

National Institutes of Health (NIH)

To: Michael J Gale, Associate Professor \$ 2,941,503
 Immunology
 For: RIG-I-LIKE RECEPTORS AND NOVEL INNATE IMMUNE
 PATHWAYS FOR ADJUVANT DISCOVERY AND DEVELOPMENT
 Eff: 9/30/2009 Classified: No

National Heart, Lung, and Blood Institute (NHLBI)

To: Alice Arnold, Research Scientist/engineer-senior \$ 1,072,736
 Biostatistics
 For: CHS Core Support Renewal
 Eff: 1/1/2013 Classified: No

Total for National Heart, Lung, and Blood Institute (NHLBI): \$ 1,072,736

Total for National Institutes of Health (NIH): \$ 4,014,239

Total for US Department of Health and Human Services (DHHS): \$ 4,014,239

Total for Federal: \$ 5,014,239

Associations and Non-Profits

Health Alliance International (HAI)

To: King Holmes, Chair \$ 1,174,385
 Global Health
 For: Health Alliance International 8 (Moz. Health Comm.)
 Eff: 5/1/1992 Classified: No

Total for Health Alliance International (HAI): \$ 1,174,385

Total for Associations and Non-Profits: \$ 1,174,385

Total Contracts: \$ 6,188,624

Grand Total for all Awards \$ 9,670,973