

VII. STANDING COMMITTEES

B. Finance, Audit and Facilities Committee

Grant and Contract Awards Summary – May and June 2012

RECOMMENDED ACTION:

It is the recommendation of the administration and the Finance, Audit and Facilities Committee that the Board of Regents accept the Grant and Contract Awards of \$1,000,000 or more as presented in the attached report.

*Attachments*

1. Grant and Contract Awards Summary for May 2012
2. Grant and Contract Awards Summary for June 2012

---

---

# **Grant and Contract Awards Summary**

**to**

**The Board of Regents**

**of the**

**University of Washington**

**for**

**May 2012**

**Office of Research**

**Office of Sponsored Programs**

The numbers provided in this report are subject to adjustment at the time that the Annual Report of Sponsored Activity is published.  
The changes would reflect modifications and additions to existing awards.

---

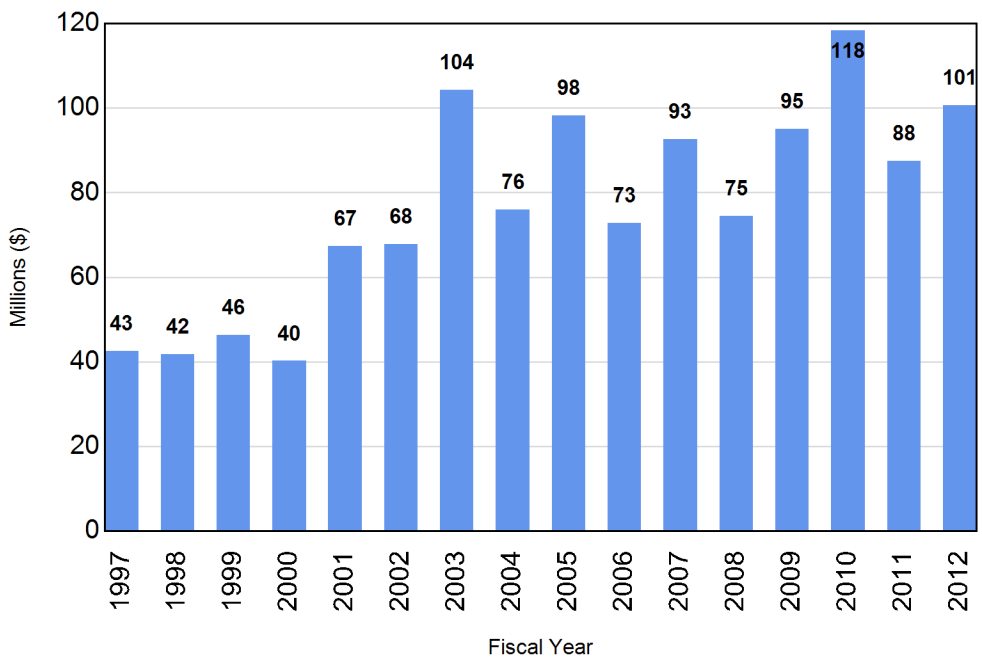
---

---

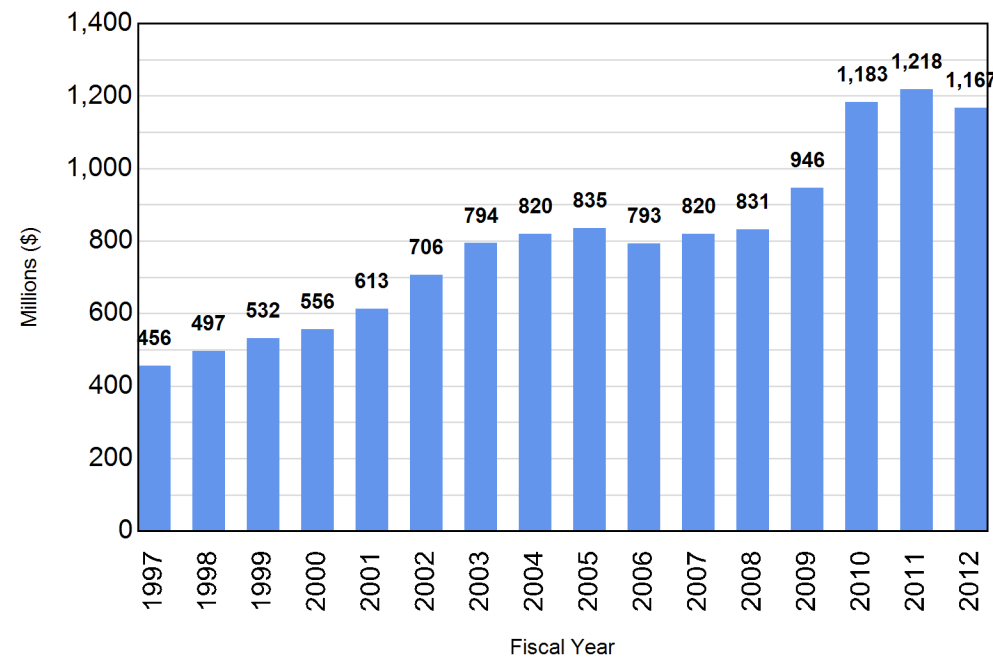
## Table of Contents

Graphical Summary of Award Activity	3
Summary of Grant and Contract Awards	4
Comparison of Grants and Contract Awards by Agency	5
Comparison of Grants and Contract Awards by School/College	6
Summary of Grant Awards – Excluding Private Awards	8
Summary of Grant Awards - Private Awards	9
Summary of Contract Awards	10
Report of Grant & Contract Awards over \$1,000,000	11

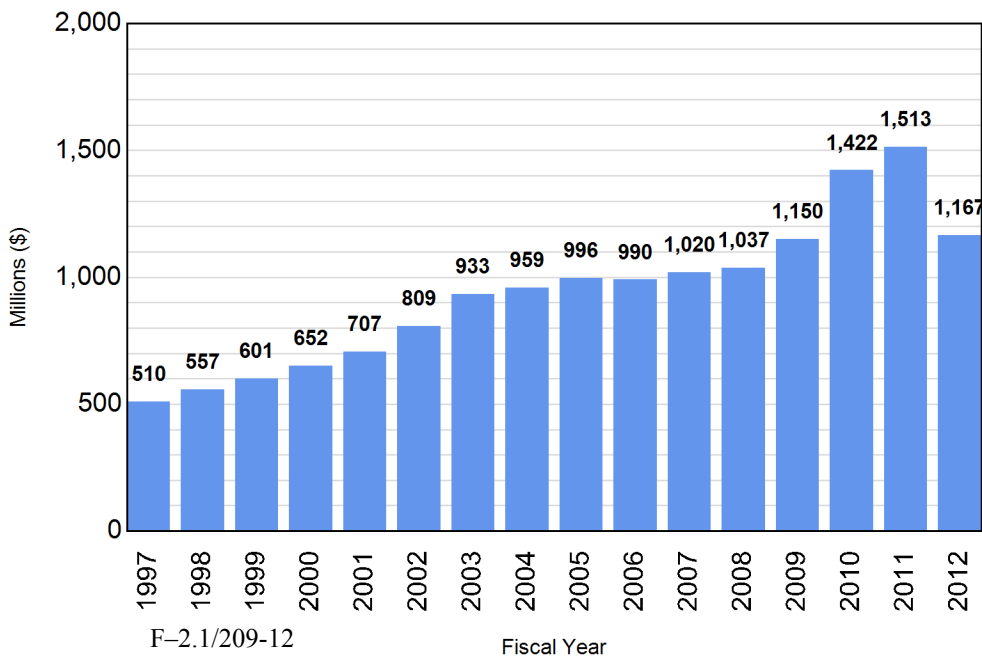
**May Only**  
**Comparison of Grant & Contract Awards**



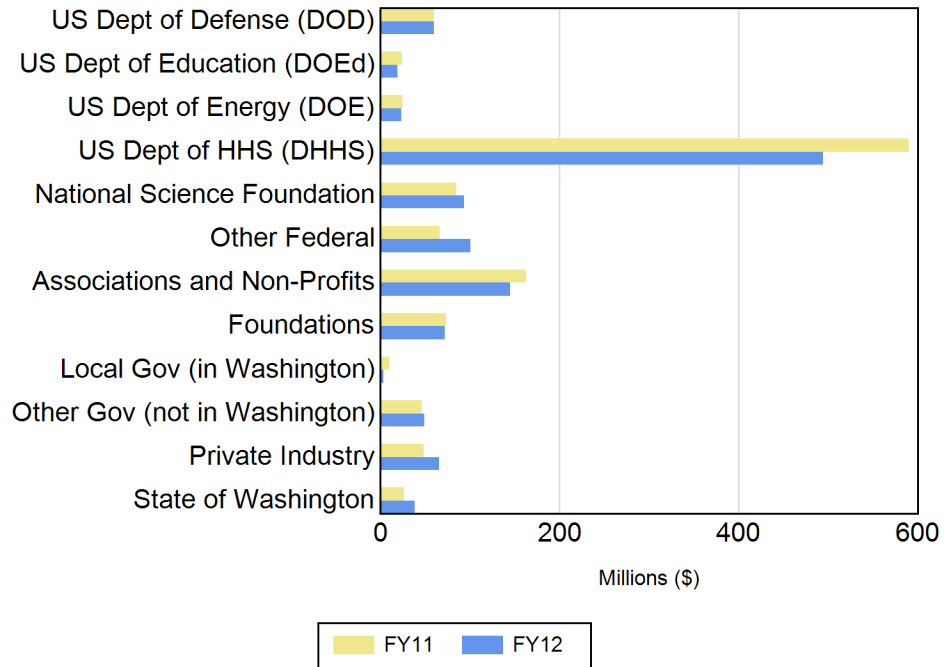
**Fiscal Year to Date**  
**Comparison of Grant & Contract Awards**



**Complete Fiscal Year**  
**Comparison of Grant & Contract Awards**



**Fiscal Year to Date**  
**Two-Year Comparison of Grant and Contract Awards**



---

---

**Summary of Grant and Contract Awards**Fiscal Year 2011-2012

---

Month	RESEARCH AND OTHER		TRAINING		Total Grants and Contracts
	Federal	Non-Federal	Federal	Non-Federal	
July	\$ 72,776,120	\$ 30,196,840	\$ 7,642,882	\$ 2,388,481	\$ 113,004,300
August	\$ 127,093,600	\$ 38,276,540	\$ 11,366,250	\$ 954,419	\$ 177,690,800
September	\$ 142,014,000	\$ 58,036,160	\$ 8,100,000	\$ 1,267,491	\$ 209,417,700
October	\$ 64,749,740	\$ 28,996,020	\$ 4,470,465	\$ 802,690	\$ 99,018,920
November	\$ 30,235,620	\$ 49,313,530	\$ 772,264	\$ 5,337,309	\$ 85,658,730
December	\$ 24,013,190	\$ 33,553,300	\$ 392,235	\$ 1,164,378	\$ 59,123,100
January	\$ 30,260,410	\$ 25,582,030	\$ 464,989	\$ 254,364	\$ 56,561,790
February	\$ 46,858,480	\$ 15,629,250	\$ 1,520,722	\$ 1,157,557	\$ 65,166,000
March	\$ 74,856,560	\$ 22,107,500	\$ 1,499,153	\$ 183,674	\$ 98,646,890
April	\$ 66,210,200	\$ 29,939,330	\$ 4,375,995	\$ 1,052,264	\$ 101,577,800
May	\$ 69,700,140	\$ 27,425,770	\$ 2,931,621	\$ 663,921	\$ 100,721,500
<b>FY12 to Date</b>	<b>\$748,768,131</b>	<b>\$359,056,280</b>	<b>\$43,536,571</b>	<b>\$15,226,547</b>	<b>\$1,166,587,530</b>
<b>FY11 to Date</b>	<b>\$743,518,536</b>	<b>\$349,325,305</b>	<b>\$108,091,039</b>	<b>\$17,289,171</b>	<b>\$1,218,224,050</b>
<b>Over (Under) Previous Year</b>	<b>\$5,249,596</b>	<b>\$9,730,976</b>	<b>(\$64,554,468)</b>	<b>(\$2,062,624)</b>	<b>(\$51,636,520)</b>

**Comparison of Grant and Contract Awards by Agency**

Fiscal Years 2010-2011 and 2011-2012

<b>Agency</b>	<b>Jul-May FY11</b>	<b>Jul-May FY12</b>
US Department of Defense (DOD)	\$ 60,112,338	\$ 60,191,019
US Department of Education (DOEd)	\$ 24,455,384	\$ 19,121,182
US Department of Energy (DOE)	\$ 24,939,272	\$ 23,748,090
US Department of Health and Human Services (DHHS)	\$ 590,198,947	\$ 494,641,959
National Science Foundation (NSF)	\$ 85,210,216	\$ 93,763,073
Other Federal	\$ 66,693,418	\$ 100,839,379
<b>Subtotal for Federal :</b>	<b>\$ 851,609,575</b>	<b>\$ 792,304,702</b>
Associations and Non-Profits	\$ 162,845,442	\$ 145,101,488
Foundations	\$ 73,233,803	\$ 71,788,549
Local Government (in Washington)	\$ 9,765,658	\$ 3,451,082
Other Government (not in Washington)	\$ 46,316,034	\$ 49,420,550
Private Industry	\$ 48,290,963	\$ 65,836,261
State of Washington	\$ 26,162,576	\$ 38,684,898
<b>Subtotal for Non-Federal :</b>	<b>\$ 366,614,476</b>	<b>\$ 374,282,828</b>
<b>Grand Total :</b>	<b>\$ 1,218,224,050</b>	<b>\$ 1,166,587,530</b>
<b>Amount of Increase (Decrease) :</b>		<b>(\$ 51,636,520)</b>
<b>Percent of Increase (Decrease) :</b>		<b>(4.2 %)</b>

---

---

**Comparison of Grant and Contract Awards by School/College**Fiscal Years 2010-2011 and 2011-2012

---

School/College	Jul-May FY11	Jul-May FY12
<b>Upper Campus</b>		
Architecture and Urban Planning	\$ 3,380,510	\$ 875,504
Arts and Sciences	\$ 80,846,616	\$ 76,067,462
Center for Commercialization	\$ 291,264	
College of the Environment	\$ 116,276,479	\$ 132,373,412
Computing & Communications		\$ 15,260
Director of Libraries	\$ 794,054	\$ 7,428,425
Education	\$ 19,612,556	\$ 18,413,558
Educational Outreach	\$ 212,500	\$ 80,000
Engineering	\$ 92,202,097	\$ 97,022,598
Evans School of Public Affairs	\$ 1,637,417	\$ 2,563,427
Executive Vice President	\$ 2,446,340	\$ 19,981
External Affairs	\$ 52,018	
Foster School of Business	\$ 1,150,823	\$ 327,543
Graduate School	\$ 3,993,306	\$ 7,177,031
Information School	\$ 2,217,074	\$ 4,190,576
Law	\$ 2,484,112	\$ 16,602,575
Office of Research	\$ 57,188,126	\$ 50,128,129
Provost	\$ 60,480	\$ 29,468
Social Work	\$ 18,749,493	\$ 16,991,529
Undergraduate Education	\$ 1,584,769	\$ 944,534
VP Minority Affairs	\$ 8,504,185	\$ 9,150,947
VP Student Life	\$ 20,715	\$ 46,000
<b>Subtotal :</b>	<b>\$ 413,704,933</b>	<b>\$ 440,447,959</b>
<b>Health Sciences</b>		
Dentistry	\$ 5,993,762	\$ 4,971,434
Health Sciences Admin		\$ 1,690
Medicine	\$ 614,057,861	\$ 534,497,236
Nursing	\$ 13,880,730	\$ 12,164,268
Pharmacy	\$ 13,747,969	\$ 20,292,521
Public Health	\$ 131,151,719	\$ 105,687,982
<b>Subtotal :</b>	<b>\$ 778,832,041</b>	<b>\$ 677,615,130</b>
<b>Special Programs</b>		
Alcohol and Drug Abuse Institute	\$ 3,684,597	\$ 3,523,124
CHDD Administration	\$ 4,536,089	\$ 6,426,067
Hall Health Primary Care Center	\$ 283,155	
Regional Primate Center	\$ 7,268,246	\$ 32,393,154
<b>Subtotal :</b>	<b>\$ 15,772,087</b>	<b>\$ 42,342,345</b>

School/College	Jul-May FY11	Jul-May FY12
<b>Other UW Campuses</b>		
Bothell	\$ 3,630,375	\$ 4,417,407
Tacoma	\$ 6,284,614	\$ 1,764,689
<b>Subtotal :</b>	\$ 9,914,989	\$ 6,182,096
<b>Grand Total :</b>	\$ 1,218,224,050	\$ 1,166,587,530



---

---

**Summary of Grant Awards****Fiscal Year 2011-2012***Excluding private awards from Foundations, Industry, Associations and Others*

---

<b>Month</b>	<b>RESEARCH AND OTHER</b>		<b>TRAINING</b>		<b>Total Grants</b>
	<b>Federal</b>	<b>Non-Federal</b>	<b>Federal</b>	<b>Non-Federal</b>	
July	\$ 71,450,980	\$ 5,019,858	\$ 7,510,674	\$ 126,824	\$ 84,108,340
August	\$ 120,682,900	\$ 2,948,988	\$ 11,366,250	\$ 314,640	\$ 135,312,800
September	\$ 138,053,300	\$ 9,825,795	\$ 8,080,000	\$ 172,830	\$ 156,131,900
October	\$ 55,634,390	\$ 8,875,251	\$ 4,470,465	\$ 255,199	\$ 69,235,300
November	\$ 21,802,560	\$ 2,942,820	\$ 772,264	\$ 4,077,087	\$ 29,594,730
December	\$ 21,360,260	\$ 2,630,255	\$ 392,235	\$ 300,964	\$ 24,683,720
January	\$ 28,677,020	\$ 4,843,651	\$ 464,989	\$ 151,603	\$ 34,137,260
February	\$ 40,830,610	\$ 2,539,351	\$ 1,520,722	\$ 80,748	\$ 44,971,430
March	\$ 71,996,500	\$ 3,145,390	\$ 1,499,153	\$ 90,000	\$ 76,731,040
April	\$ 64,154,760	\$ 5,389,679	\$ 4,334,945	\$ 250,000	\$ 74,129,380
May	\$ 67,014,040	\$ 3,642,812	\$ 2,931,621	\$ 0	\$ 73,588,470
<b>Year to Date</b>	<b>\$ 701,657,300</b>	<b>\$ 51,803,850</b>	<b>\$ 43,343,310</b>	<b>\$ 5,819,895</b>	<b>\$ 802,624,400</b>

---

---

---

**Summary of Grant Awards****Fiscal Year 2011-2012***Private awards from Foundations, Industry, Associations and Others*

---

<b>Month</b>	<b>RESEARCH AND OTHER</b>	<b>TRAINING</b>	<b>Total Grants</b>
July	\$ 21,192,900	\$ 165,382	\$ 21,358,280
August	\$ 20,388,870	\$ 425,819	\$ 20,814,690
September	\$ 37,724,740	\$ 1,061,446	\$ 38,786,180
October	\$ 15,480,580	\$ 515,275	\$ 15,995,860
November	\$ 39,275,870	\$ 901,444	\$ 40,177,310
December	\$ 21,673,470	\$ 292,047	\$ 21,965,520
January	\$ 16,280,460	\$ 8,296	\$ 16,288,750
February	\$ 8,418,964	\$ 123,092	\$ 8,542,055
March	\$ 8,493,699	\$ 92,007	\$ 8,585,706
April	\$ 19,192,650	\$ 486,798	\$ 19,679,450
May	\$ 19,319,170	\$ 454,053	\$ 19,773,220
<b>Year to Date</b>	<b>\$ 227,441,400</b>	<b>\$ 4,525,659</b>	<b>\$ 231,967,000</b>

---

---

---

**Summary of Contract Awards**Fiscal Year 2011-2012

---

Month	RESEARCH AND OTHER		TRAINING		Total Contracts
	Federal	Non-Federal	Federal	Non-Federal	
July	\$ 1,325,143	\$ 3,984,090	\$ 132,208	\$ 2,096,275	\$ 7,537,716
August	\$ 6,410,709	\$ 14,938,690	\$ 0	\$ 213,960	\$ 21,563,360
September	\$ 3,960,724	\$ 10,485,630	\$ 20,000	\$ 33,215	\$ 14,499,570
October	\$ 9,115,353	\$ 4,640,188	\$ 0	\$ 32,216	\$ 13,787,760
November	\$ 8,433,068	\$ 7,094,843	\$ 0	\$ 358,778	\$ 15,886,690
December	\$ 2,652,925	\$ 9,249,576	\$ 0	\$ 571,367	\$ 12,473,870
January	\$ 1,583,393	\$ 4,457,920	\$ 0	\$ 94,465	\$ 6,135,778
February	\$ 6,027,863	\$ 4,670,933	\$ 0	\$ 953,717	\$ 11,652,510
March	\$ 2,860,064	\$ 10,468,410	\$ 0	\$ 1,667	\$ 13,330,140
April	\$ 2,055,442	\$ 5,357,007	\$ 41,050	\$ 315,466	\$ 7,768,965
May	\$ 2,686,101	\$ 4,463,793	\$ 0	\$ 209,868	\$ 7,359,762
<b>Year to Date</b>	<b>\$ 47,110,780</b>	<b>\$ 79,811,070</b>	<b>\$ 193,258</b>	<b>\$ 4,880,994</b>	<b>\$ 131,996,100</b>

---

---

---

**Report of Grant and Contract Awards  
of \$1,000,000 or More**

**May 2012**

**Requiring action of  
The Board of Regents  
of the  
University of Washington**

**Office of Research  
Office of Sponsored Programs**

---

---

**Detail of Public Grant Awards**

**Federal**

**US Department of Health and Human Services (DHHS)**

**National Institutes of Health (NIH)**

To:	Michael Gale, Professor Immunology	\$ 1,506,330
For:	Innate Immune Antivirals for Biodefense	
Eff:	4/1/2012	Classified: No
To:	Connie Celum, Professor Global Health	\$ 1,159,185
For:	Interventions to decrease HIV infectiousness in Uganda and South Africa	
Eff:	5/1/2012	Classified: No
To:	G Stamatoyannopoulos, Professor Department Of Medicine	\$ 2,383,844
For:	Stem Cell Gene Therapy for Hemoglobinopathies	
Eff:	4/1/2012	Classified: No
To:	Linda Shapiro, Professor Computer Science & Eng	\$ 1,036,930
For:	Technology Project: Shape-Based Retrieval of 3D Craniofacial Data	
Eff:	5/1/2012	Classified: No
To:	Alan Chait, Professor Department Of Medicine	\$ 2,226,221
For:	Pathobiology of Macrovascular Disease in Diabetes	
Eff:	6/1/2012	Classified: No
To:	Bruce M. Psaty, Professor Department Of Medicine	\$ 1,341,853
For:	Prospective meta-analyses of drug-gene interactions: CHARGE GWAS consortium	
Eff:	6/1/2012	Classified: No

*National Center for Research Resources (NCRR)*

To:	Martha Somerman, Dean Dentistry-Deans Office	\$ 13,584,132
For:	Washington National Primate Research Center	
Eff:	5/8/2012	Classified: No

*Total for National Center for Research Resources (NCRR):* **\$ 13,584,132**

*National Institute of Environmental Health and Science (NIEHS)*

To:	Terrance Kavanagh, Professor Enviro & Occup Health	\$ 1,090,146
For:	Linking the physical and chemical characteristics of Qdots to their toxicity	
Eff:	5/1/2012	Classified: No

*Total for National Institute of Environmental Health and Science (NIEHS):* **\$ 1,090,146**

**Total for National Institutes of Health (NIH):** **\$ 24,328,641**

**Total for US Department of Health and Human Services (DHHS):** **\$ 24,328,641**

**Detail of Public Grant Awards**

**Federal**

---

**Other Federal**

**National Oceanic and Atmospheric Administration (NOAA)**

To: David Martin, Apl-principal Oceanographer \$ 2,428,291  
Applied Physics Lab

For: Sustaining the NANOOS Regional Coastal Ocean Observing  
System (RCOOS)

Eff: 6/1/2011 Classified: No

**Total for National Oceanic and Atmospheric Administration (NOAA): \$ 2,428,291**

**Total for Other Federal: \$ 2,428,291**

**Total for Federal: \$ 26,756,932**

**Other Government (not in Washington)**

---

**University of California, Los Angeles (UCLA)**

To: Renee Leboeuf, Research Professor \$ 1,084,535  
Department Of Medicine

For: System genetics of type 1 diabetes complications

Eff: 9/30/2011 Classified: No

**Total for University of California, Los Angeles (UCLA): \$ 1,084,535**

**Total for Other Government (not in Washington): \$ 1,084,535**

**Total Public Grants: \$ 27,841,467**

**Detail of Private Grant Awards**

**Associations and Non-Profits**

---

**Committee for Children**

To: Clayton Cook, Assistant Professor \$ 1,221,066  
Dept Of Education

For: Second Step Efficacy Study

Eff: 1/1/2012 Classified: No

**Total for Committee for Children: \$ 1,221,066**

**Total for Associations and Non-Profits: \$ 1,221,066**

**Other Government (not in Washington)**

---

**Kingdom of Saudi Arabia**

To: Ali Mokdad, Professor \$ 9,725,738  
Global Health

For: Kingdom of Saudi Arabia Burden of Disease

Eff: 4/10/2012 Classified: No

**Total for Kingdom of Saudi Arabia: \$ 9,725,738**

**Total for Other Government (not in Washington): \$ 9,725,738**

**Total Private Grants: \$ 10,946,804**

Detail of Contract Awards

Federal

---

**US Department of Health and Human Services (DHHS)**

**National Institutes of Health (NIH)**

*National Library of Medicine (NLM)*

To: Tania Bardyn, Associate Dean Of Library Library \$ 1,856,928

For: National Network of Libraries of Medicine, Reg 6, Pacific NW Region, 2011-2016

Eff: 5/1/2012 Classified: No

*Total for National Library of Medicine (NLM):* \$ 1,856,928

**Total for National Institutes of Health (NIH):** \$ 1,856,928

**Total for US Department of Health and Human Services (DHHS):** \$ 1,856,928

**Total for Federal:** \$ 1,856,928

**Total Contracts:** \$ 1,856,928

**Grand Total for all Awards** \$ 40,645,199

---

---

# **Grant and Contract Awards Summary**

**to**

**The Board of Regents**

**of the**

**University of Washington**

**for**

**June 2012**

**Office of Research**

**Office of Sponsored Programs**

The numbers provided in this report are subject to adjustment at the time that the Annual Report of Sponsored Activity is published.  
The changes would reflect modifications and additions to existing awards.

---

---

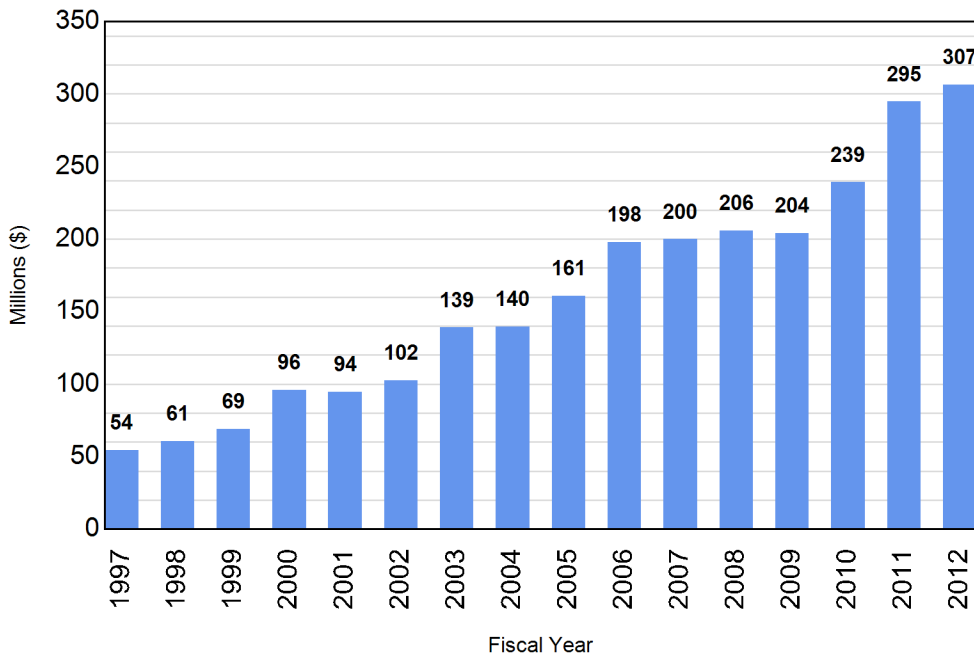


---

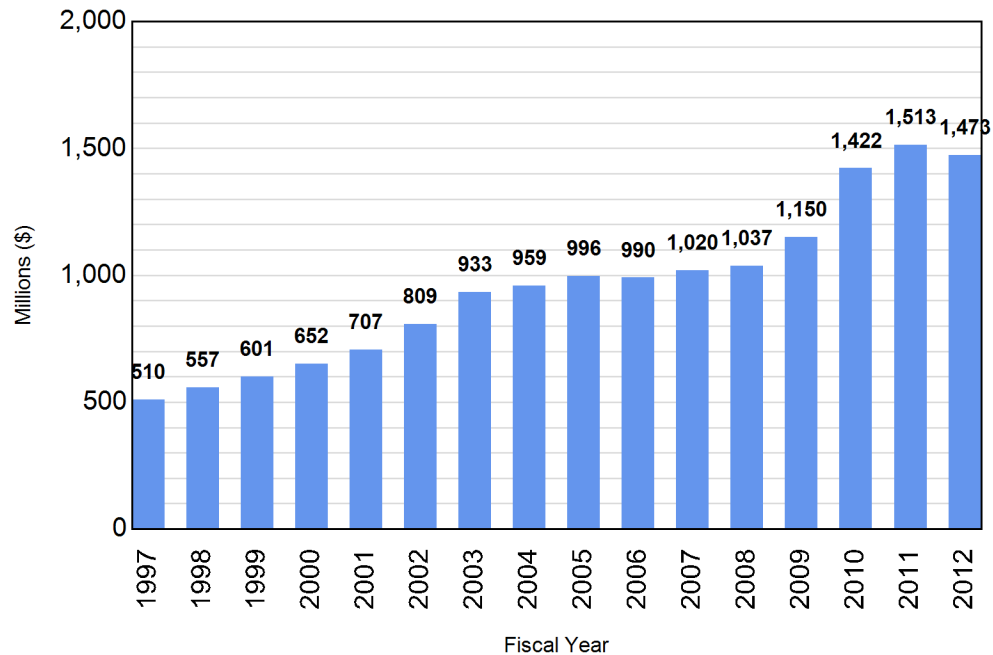
## Table of Contents

Graphical Summary of Award Activity	3
Summary of Grant and Contract Awards	4
Comparison of Grants and Contract Awards by Agency	5
Comparison of Grants and Contract Awards by School/College	6
Summary of Grant Awards – Excluding Private Awards	8
Summary of Grant Awards - Private Awards	9
Summary of Contract Awards	10
Report of Grant & Contract Awards over \$1,000,000	11

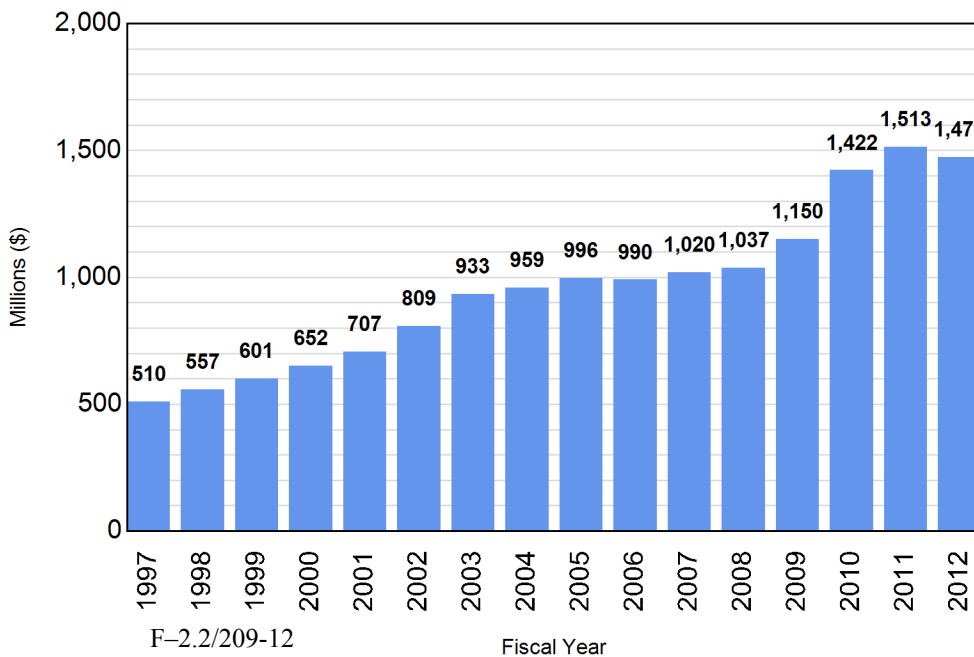
**June Only**  
**Comparison of Grant & Contract Awards**



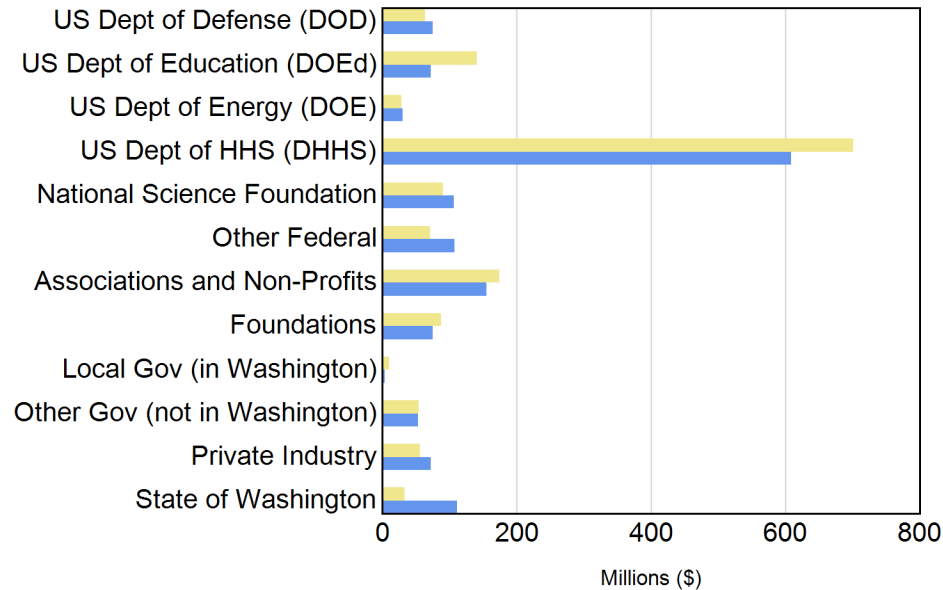
**Fiscal Year to Date**  
**Comparison of Grant & Contract Awards**



**Complete Fiscal Year**  
**Comparison of Grant & Contract Awards**



**Fiscal Year to Date**  
**Two-Year Comparison of Grant and Contract Awards**



---

---

**Summary of Grant and Contract Awards**Fiscal Year 2011-2012

---

Month	RESEARCH AND OTHER		TRAINING		Total Grants and Contracts
	Federal	Non-Federal	Federal	Non-Federal	
July	\$ 72,776,120	\$ 30,196,840	\$ 7,642,882	\$ 2,388,481	\$ 113,004,300
August	\$ 127,093,600	\$ 38,276,540	\$ 11,366,250	\$ 954,419	\$ 177,690,800
September	\$ 142,014,000	\$ 58,036,160	\$ 8,100,000	\$ 1,267,491	\$ 209,417,700
October	\$ 64,749,740	\$ 28,996,020	\$ 4,470,465	\$ 802,690	\$ 99,018,920
November	\$ 30,235,620	\$ 49,313,530	\$ 772,264	\$ 5,337,309	\$ 85,658,730
December	\$ 24,013,190	\$ 33,553,300	\$ 392,235	\$ 1,164,378	\$ 59,123,100
January	\$ 30,260,410	\$ 25,582,030	\$ 464,989	\$ 254,364	\$ 56,561,790
February	\$ 46,779,300	\$ 15,564,190	\$ 1,520,722	\$ 1,157,557	\$ 65,021,770
March	\$ 74,856,560	\$ 22,107,500	\$ 1,499,153	\$ 183,674	\$ 98,646,890
April	\$ 66,210,200	\$ 29,897,280	\$ 4,375,995	\$ 1,052,264	\$ 101,535,700
May	\$ 69,700,140	\$ 27,425,770	\$ 2,931,621	\$ 663,921	\$ 100,721,500
June	\$ 187,666,100	\$ 87,858,060	\$ 22,525,780	\$ 8,554,647	\$ 306,604,500
<b>FY12 to Date</b>	<b>\$936,355,016</b>	<b>\$446,807,227</b>	<b>\$66,062,351</b>	<b>\$23,781,194</b>	<b>\$1,473,005,787</b>
<b>FY11 to Date</b>	<b>\$973,194,333</b>	<b>\$397,000,863</b>	<b>\$123,088,653</b>	<b>\$19,698,572</b>	<b>\$1,512,982,421</b>
<b>Over (Under) Previous Year</b>	<b>(\$36,839,318)</b>	<b>\$49,806,364</b>	<b>(\$57,026,302)</b>	<b>\$4,082,622</b>	<b>(\$39,976,633)</b>

---

---

**Comparison of Grant and Contract Awards by Agency****Fiscal Years 2010-2011 and 2011-2012**

---

<b>Agency</b>	<b>FY11</b>	<b>FY12</b>
US Department of Defense (DOD)	\$ 63,917,127	\$ 75,265,593
US Department of Education (DOEd)	\$ 141,169,212	\$ 72,661,149
US Department of Energy (DOE)	\$ 28,389,334	\$ 30,369,559
US Department of Health and Human Services (DHHS)	\$ 701,236,217	\$ 609,309,217
National Science Foundation (NSF)	\$ 90,613,693	\$ 106,908,748
Other Federal	\$ 70,957,403	\$ 107,903,101
<b>Subtotal for Federal :</b>	<b>\$ 1,096,282,986</b>	<b>\$ 1,002,417,367</b>
Associations and Non-Profits	\$ 174,711,706	\$ 155,620,138
Foundations	\$ 87,627,781	\$ 74,995,715
Local Government (in Washington)	\$ 10,425,153	\$ 3,725,278
Other Government (not in Washington)	\$ 54,294,617	\$ 52,814,411
Private Industry	\$ 56,317,983	\$ 72,452,658
State of Washington	\$ 33,322,194	\$ 110,980,220
<b>Subtotal for Non-Federal :</b>	<b>\$ 416,699,435</b>	<b>\$ 470,588,421</b>
<b>Grand Total :</b>	<b>\$ 1,512,982,421</b>	<b>\$ 1,473,005,787</b>
<b>Amount of Increase (Decrease) :</b>		<b>(\$ 39,976,633)</b>
<b>Percent of Increase (Decrease) :</b>		<b>(2.6 %)</b>

**Comparison of Grant and Contract Awards by School/College**

Fiscal Years 2010-2011 and 2011-2012

School/College	FY11	FY12
<b>Upper Campus</b>		
Architecture and Urban Planning	\$ 3,380,510	\$ 920,504
Arts and Sciences	\$ 90,951,432	\$ 92,952,477
Center for Commercialization	\$ 291,264	
College of the Environment	\$ 121,000,146	\$ 140,941,014
Computing & Communications		\$ 15,260
Director of Libraries	\$ 4,160,902	\$ 7,428,425
Education	\$ 21,735,588	\$ 28,111,976
Educational Outreach	\$ 212,500	\$ 80,000
Engineering	\$ 105,406,859	\$ 108,141,260
Evans School of Public Affairs	\$ 1,828,438	\$ 2,937,725
Executive Vice President	\$ 2,446,340	\$ 19,981
External Affairs	\$ 52,018	
Foster School of Business	\$ 1,344,092	\$ 638,063
Graduate School	\$ 4,159,918	\$ 7,222,641
Information School	\$ 2,237,074	\$ 4,368,394
Law	\$ 2,548,512	\$ 16,722,125
Office of Research	\$ 61,024,809	\$ 59,923,405
Provost	\$ 60,480	\$ 29,468
Social Work	\$ 21,210,274	\$ 26,217,300
Undergraduate Education	\$ 1,584,769	\$ 944,534
VP Minority Affairs	\$ 9,069,278	\$ 10,250,891
VP Student Life	\$ 115,894,126	\$ 107,528,126
<b>Subtotal :</b>	<b>\$ 570,599,328</b>	<b>\$ 615,393,569</b>
<b>Health Sciences</b>		
Dentistry	\$ 8,787,218	\$ 5,976,664
Health Sciences Admin		\$ 1,690
Medicine	\$ 714,973,450	\$ 635,529,110
Nursing	\$ 17,793,736	\$ 16,496,158
Pharmacy	\$ 15,065,565	\$ 21,413,767
Public Health	\$ 152,757,941	\$ 124,373,473
<b>Subtotal :</b>	<b>\$ 909,377,910</b>	<b>\$ 803,790,861</b>
<b>Special Programs</b>		
Alcohol and Drug Abuse Institute	\$ 3,905,898	\$ 3,581,836
CHDD Administration	\$ 5,131,187	\$ 7,617,709
Hall Health Primary Care Center	\$ 283,155	
Regional Primate Center	\$ 12,465,115	\$ 36,378,651
<b>Subtotal :</b>	<b>\$ 21,785,355</b>	<b>\$ 47,578,197</b>

School/College	FY11	FY12
<b>Other UW Campuses</b>		
Bothell	\$ 4,608,959	\$ 4,417,407
Tacoma	\$ 6,610,869	\$ 1,825,754
<b>Subtotal :</b>	\$ 11,219,828	\$ 6,243,161
<b>Grand Total :</b>	\$ 1,512,982,421	\$ 1,473,005,787

---

---

**Summary of Grant Awards****Fiscal Year 2011-2012***Excluding private awards from Foundations, Industry, Associations and Others*

---

<b>Month</b>	<b>RESEARCH AND OTHER</b>		<b>TRAINING</b>		<b>Total Grants</b>
	<b>Federal</b>	<b>Non-Federal</b>	<b>Federal</b>	<b>Non-Federal</b>	
July	\$ 71,450,980	\$ 5,019,858	\$ 7,510,674	\$ 126,824	\$ 84,108,340
August	\$ 120,682,900	\$ 2,948,988	\$ 11,366,250	\$ 314,640	\$ 135,312,800
September	\$ 138,053,300	\$ 9,825,795	\$ 8,080,000	\$ 172,830	\$ 156,131,900
October	\$ 55,634,390	\$ 8,875,251	\$ 4,470,465	\$ 255,199	\$ 69,235,300
November	\$ 21,802,560	\$ 2,942,820	\$ 772,264	\$ 4,077,087	\$ 29,594,730
December	\$ 21,360,260	\$ 2,630,255	\$ 392,235	\$ 300,964	\$ 24,683,720
January	\$ 28,677,020	\$ 4,843,651	\$ 464,989	\$ 151,603	\$ 34,137,260
February	\$ 40,751,440	\$ 2,539,351	\$ 1,520,722	\$ 80,748	\$ 44,892,260
March	\$ 71,996,500	\$ 3,145,390	\$ 1,499,153	\$ 90,000	\$ 76,731,040
April	\$ 64,154,760	\$ 5,389,679	\$ 4,334,945	\$ 250,000	\$ 74,129,380
May	\$ 67,014,040	\$ 3,642,812	\$ 2,931,621	\$ 0	\$ 73,588,470
June	\$ 168,110,300	\$ 66,855,060	\$ 22,525,780	\$ 7,268,308	\$ 264,759,400
<b>Year to Date</b>	<b>\$ 869,688,400</b>	<b>\$ 118,658,900</b>	<b>\$ 65,869,090</b>	<b>\$ 13,088,200</b>	<b>\$ 1,067,305,000</b>

---

---

---

**Summary of Grant Awards****Fiscal Year 2011-2012***Private awards from Foundations, Industry, Associations and Others*

---

<b>Month</b>	<b>RESEARCH AND OTHER</b>	<b>TRAINING</b>	<b>Total Grants</b>
July	\$ 21,192,900	\$ 165,382	\$ 21,358,280
August	\$ 20,388,870	\$ 425,819	\$ 20,814,690
September	\$ 37,724,740	\$ 1,061,446	\$ 38,786,180
October	\$ 15,480,580	\$ 515,275	\$ 15,995,860
November	\$ 39,275,870	\$ 901,444	\$ 40,177,310
December	\$ 21,673,470	\$ 292,047	\$ 21,965,520
January	\$ 16,280,460	\$ 8,296	\$ 16,288,750
February	\$ 8,353,909	\$ 123,092	\$ 8,477,000
March	\$ 8,493,699	\$ 92,007	\$ 8,585,706
April	\$ 19,150,590	\$ 486,798	\$ 19,637,390
May	\$ 19,319,170	\$ 454,053	\$ 19,773,220
June	\$ 13,991,080	\$ 1,070,188	\$ 15,061,270
<b>Year to Date</b>	<b>\$ 241,325,300</b>	<b>\$ 5,595,847</b>	<b>\$ 246,921,200</b>

---



---

---

**Summary of Contract Awards**Fiscal Year 2011-2012

---

Month	RESEARCH AND OTHER		TRAINING		Total Contracts
	Federal	Non-Federal	Federal	Non-Federal	
July	\$ 1,325,143	\$ 3,984,090	\$ 132,208	\$ 2,096,275	\$ 7,537,716
August	\$ 6,410,709	\$ 14,938,690	\$ 0	\$ 213,960	\$ 21,563,360
September	\$ 3,960,724	\$ 10,485,630	\$ 20,000	\$ 33,215	\$ 14,499,570
October	\$ 9,115,353	\$ 4,640,188	\$ 0	\$ 32,216	\$ 13,787,760
November	\$ 8,433,068	\$ 7,094,843	\$ 0	\$ 358,778	\$ 15,886,690
December	\$ 2,652,925	\$ 9,249,576	\$ 0	\$ 571,367	\$ 12,473,870
January	\$ 1,583,393	\$ 4,457,920	\$ 0	\$ 94,465	\$ 6,135,778
February	\$ 6,027,863	\$ 4,670,933	\$ 0	\$ 953,717	\$ 11,652,510
March	\$ 2,860,064	\$ 10,468,410	\$ 0	\$ 1,667	\$ 13,330,140
April	\$ 2,055,442	\$ 5,357,007	\$ 41,050	\$ 315,466	\$ 7,768,965
May	\$ 2,686,101	\$ 4,463,793	\$ 0	\$ 209,868	\$ 7,359,762
June	\$ 19,555,780	\$ 7,011,920	\$ 0	\$ 216,151	\$ 26,783,850
<b>Year to Date</b>	<b>\$ 66,666,560</b>	<b>\$ 86,822,990</b>	<b>\$ 193,258</b>	<b>\$ 5,097,145</b>	<b>\$ 158,780,000</b>

---

---

---

**Report of Grant and Contract Awards  
of \$1,000,000 or More**

**June 2012**

**Requiring action of  
The Board of Regents  
of the  
University of Washington**

**Office of Research  
Office of Sponsored Programs**

---

---

**Detail of Public Grant Awards**

**Federal**

**US Department of Defense (DOD)**

**Office of Naval Research (ONR)**

To: Zoran Popovic, Associate Professor \$ 2,785,116  
 Computer Science & Eng  
 For: Engage: A Game Based Learning and Problem Solving Framework  
 Eff: 1/9/2012 Classified: No

**Total for Office of Naval Research (ONR): \$ 2,785,116**

**US Department of Defense (DOD)**

To: Ann Downer, Senior Lecturer-full Time \$ 1,785,000  
 Global Health  
 For: Department of Defense HIV/AIDS Care and Treatment Program  
 Eff: 6/1/2012 Classified: No

**Total for US Department of Defense (DOD): \$ 1,785,000**

**Total for US Department of Defense (DOD): \$ 4,570,116**

**US Department of Education (DOEd)**

**Institute of Education Sciences (IES)**

To: Robert D Abbott, Professor \$ 1,269,917  
 Dept Of Education  
 For: Preparing Scholars for Rigorous Mixed-Method Studies of K-20  
 Education Policies and Programs: The Collaborative Researchers  
 for Education Sciences Training (CREST) Program, University of  
 Washington  
 Eff: 7/1/2012 Classified: No

**Total for Institute of Education Sciences (IES): \$ 1,269,917**

**Office of Federal Student Aid (FSA)**

To: Sharon K. Lewis, Director \$ 47,000,000  
 Student Financial Aid  
 For: Pell Grant  
 Eff: 7/1/2011 Classified: No

To: Sharon K. Lewis, Director \$ 1,519,377  
 Student Financial Aid  
 For: Supplemental Educational Opportunity Grant Program  
 Eff: 7/1/2011 Classified: No

To: Sharon K. Lewis, Director \$ 2,100,000  
 Student Financial Aid  
 For: Federal Work Study  
 Eff: 7/1/2011 Classified: No

**Total for Office of Federal Student Aid (FSA): \$ 50,619,377**

**Total for US Department of Education (DOEd): \$ 51,889,294**

Detail of Public Grant Awards

Federal

**US Department of Energy (DOE)**

**US Department of Energy (DOE)**

To: David Stahl, Professor \$ 1,343,904  
Civil & Envir Engineer

For: Archaeal Influence on Nitrogen Transformations in Soil and Root  
Systems of Bioenergy Crop Species

Eff: 9/1/2011 Classified: No

To: R. Robertson, Professor \$ 3,659,000  
Physics

For: FY 2011 Annual Notice Submission of Renewal and Supplemental  
Applications for Office of Science Grants and Cooperative  
Agreements

Eff: 12/1/2011 Classified: No

**Total for US Department of Energy (DOE): \$ 5,002,904**

**Total for US Department of Energy (DOE): \$ 5,002,904**

**US Department of Health and Human Services (DHHS)**

**Health Resources and Services Administration (HRSA)**

To: King Holmes, Professor \$ 12,366,826  
Global Health

For: Building Sustainable Human and Institutional Capacity for HIV Care

Eff: 4/1/2012 Classified: No

To: David H Spach, Professor \$ 2,410,560  
Department Of Medicine

For: Regional AIDS Education and Training Centers Program

Eff: 7/1/2012 Classified: No

**Total for Health Resources and Services Administration (HRSA): \$ 14,777,386**

**Detail of Public Grant Awards**

**Federal**

**US Department of Health and Human Services (DHHS)**

**National Institutes of Health (NIH)**

To:	Dedra Buchwald, Professor Department Of Medicine	\$ 2,011,221
For:	Center for Native Population Health Disparities	
Eff:	5/1/2012	Classified: No
To:	Pradipsinh Rathod, Professor Chemistry	\$ 1,843,342
For:	Malaria Evolution in South Asia	
Eff:	7/1/2012	Classified: No
To:	Raymond Monnat, Professor Pathology	\$ 1,436,456
For:	Human RecQ helicases in biology and oncology	
Eff:	7/1/2012	Classified: No
To:	Charles E. Murry, Professor Pathology	\$ 2,529,403
For:	STEM CELLS AND CARDIOVASCULAR REPAIR	
Eff:	6/1/2012	Classified: No
To:	Walter A Kukull, Director Epidemiology	\$ 3,293,315
For:	National Alzheimer's Coordinating Center	
Eff:	7/1/2012	Classified: No
To:	Dedra Buchwald, Professor Department Of Medicine	\$ 1,713,773
For:	Cerebrovascular Disease and its Consequences in the Strong Study Cohort	
Eff:	7/1/2012	Classified: No
To:	Evan Eichler, Professor Genome Sciences	\$ 1,055,249
For:	Human Genome Structural Variaton	
Eff:	7/1/2012	Classified: No
To:	Jairam Lingappa, Assoc Professor Global Health	\$ 1,489,907
For:	Complete Genome Variation in Africans with Extreme HIV-1 Transmission Phenotypes	
Eff:	7/1/2011	Classified: No
<i>National Center for Research Resources (NCRR)</i>		
To:	Mary Disis, Professor Department Of Medicine	\$ 9,802,566
For:	Institute of Translational Health Sciences (ITHS)	
Eff:	6/27/2012	Classified: No
To:	Mary Disis, Professor Department Of Medicine	\$ 2,512,119
For:	Institute of Translational Health Sciences (ITHS)	
Eff:	6/27/2012	Classified: No
<i>Total for National Center for Research Resources (NCRR):</i>		\$ 12,314,685

**Detail of Public Grant Awards**

**Federal**

**US Department of Health and Human Services (DHHS)**

**National Institutes of Health (NIH)**

*National Institute of Environmental Health and Science (NIEHS)*

To:	Joel Kaufman, Professor Enviro & Occup Health	\$ 2,402,615
For:	DISCOVER Center: Cardiovascular Disease and Traffic-Related Air Pollution	
Eff:	6/1/2012	Classified: No
	<i>Total for National Institute of Environmental Health and Science (NIEHS):</i>	\$ 2,402,615

*National Institute of General Medical Sciences (NIGMS)*

To:	Marshall Horwitz, Professor Pathology	\$ 1,309,366
For:	Medical Scientist Training Program	
Eff:	7/1/2012	Classified: No
To:	Bruce Weir, Professor Biostatistics	\$ 1,421,545
For:	Statistical and Quantitative Genetics	
Eff:	6/5/2012	Classified: No
	<i>Total for National Institute of General Medical Sciences (NIGMS):</i>	\$ 2,730,911

*National Institute on Drug Abuse (NIDA)*

To:	Karl Hill, Research Associate Professor School Of Social Work	\$ 1,218,922
For:	Social and Genetic Factors in the Development of Tobacco and Alcohol Dependence	
Eff:	9/30/2011	Classified: No
	<i>Total for National Institute on Drug Abuse (NIDA):</i>	\$ 1,218,922

**Total for National Institutes of Health (NIH):** **\$ 34,039,799**

**Total for US Department of Health and Human Services (DHHS):** **\$ 48,817,185**

**National Science Foundation (NSF)**

**National Science Foundation (NSF)**

To:	Patricia Kuhl, Professor Speech & Hear Sci	\$ 3,750,000
For:	LIFE Center: Learning in Formal & Informal Environments	
Eff:	10/1/2009	Classified: No

**Total for National Science Foundation (NSF):** **\$ 3,750,000**

**Total for National Science Foundation (NSF):** **\$ 3,750,000**

Detail of Public Grant Awards

Federal

Other Federal

Environmental Protection Agency (EPA)

To: Sverre Vedal, Professor \$ 1,660,008  
Enviro & Occup Health

For: UW Center for Clean Air Research YR3

Eff: 12/1/2010 Classified: No

**Total for Environmental Protection Agency (EPA): \$ 1,660,008**

**Total for Other Federal: \$ 1,660,008**

**Total for Federal: \$ 115,689,507**

State of Washington

Washington State Department of Early Learning

To: Gail Joseph, Assistant Professor \$ 7,944,892  
Dept Of Education

For: UW Quality Rating and Improvement Systems

Eff: 5/15/2012 Classified: No

**Total for Washington State Department of Early Learning: \$ 7,944,892**

Washington State Student Achievement Council

To: Sharon K. Lewis, Director \$ 56,182,729  
Student Financial Aid

For: State Work Study

Eff: 7/1/2011 Classified: No

**Total for Washington State Student Achievement Council: \$ 56,182,729**

**Total for State of Washington: \$ 64,127,621**

**Total Public Grants: \$ 179,817,128**

Detail of Contract Awards

Federal

US Department of Defense (DOD)

Naval Surface Warfare Center

To: Gary L Harkins, Associate Director \$ 2,553,001  
Applied Physics Lab

For: FY-12 AN/BQH-9 SYSTEM UPGRADES (O&MN)

Eff: 6/22/2012 Classified: No

To: Gary L Harkins, Associate Director \$ 5,189,000  
Applied Physics Lab

For: FY12 AN/BQH-9 SYSTEM UPGRADES (OPN)

Eff: 6/26/2012 Classified: No

**Total for Naval Surface Warfare Center: \$ 7,742,001**

**Total for US Department of Defense (DOD): \$ 7,742,001**

**Detail of Contract Awards**

**Federal**

**US Department of Health and Human Services (DHHS)**

**National Institutes of Health (NIH)**

*National Heart, Lung, and Blood Institute (NHLBI)*

To: Deborah Nickerson, Professor \$ 6,465,315  
Genome Sciences

For: UW NHLBI Resequencing and Genotyping Center

Eff: 6/1/2012 Classified: No

*Total for National Heart, Lung, and Blood Institute (NHLBI):* \$ 6,465,315

*National Institute of Allergy and Infectious Diseases (NIAID)*

To: Dorothy L Patton, Professor \$ 1,854,839  
Obgyn/Admin

For: Topical Microbicide Safety and Efficacy Evaluation in Nonhuman Primates

Eff: 5/31/2007 Classified: No

To: Michael B. Agy, Research Scientist/engineer Principal \$ 3,283,375  
Regional Primate Ctr

For: Simian Vaccine Evaluation Unit - 4

Eff: 6/1/2012 Classified: No

*Total for National Institute of Allergy and Infectious Diseases (NIAID):* \$ 5,138,214

**Total for National Institutes of Health (NIH):** \$ 11,603,529

**Total for US Department of Health and Human Services (DHHS):** \$ 11,603,529

**Total for Federal:** \$ 19,345,530

**Associations and Non-Profits**

**Consortium for Ocean Leadership, Inc.**

To: John R. Delaney, Professor \$ 1,944,955  
School Of Oceanography

For: Ocean Observatories Initiative: Regional Scale Nodes

Eff: 1/1/2010 Classified: No

**Total for Consortium for Ocean Leadership, Inc.:** \$ 1,944,955

**Total for Associations and Non-Profits:** \$ 1,944,955

**State of Washington**

**Washington State Department of Social and Health Services (DSHS)**

To: Edwina Uehara, Dean \$ 6,743,569  
School Of Social Work

For: The Washington State Child Welfare and Social Work Learning Alliance

Eff: 12/1/2011 Classified: No

**Total for Washington State Department of Social and Health Services (DSHS):** \$ 6,743,569

**Total for State of Washington:** \$ 6,743,569

**Total Contracts:** \$ 28,034,054



