

VII. STANDING COMMITTEES

B. Finance, Audit and Facilities Committee

Grant and Contract Awards Summary – July and August 2012

RECOMMENDED ACTION

It is the recommendation of the administration and the Finance, Audit and Facilities Committee that the Board of Regents accept the Grant and Contract Awards of \$1,000,000 or more as presented in the attached report.

Attachments

1. Grant and Contract Awards Summary for July 2012
2. Grant and Contract Awards Summary for August 2012

Grant and Contract Awards Summary

to

The Board of Regents

of the

University of Washington

for

July 2012

Office of Research

Office of Sponsored Programs

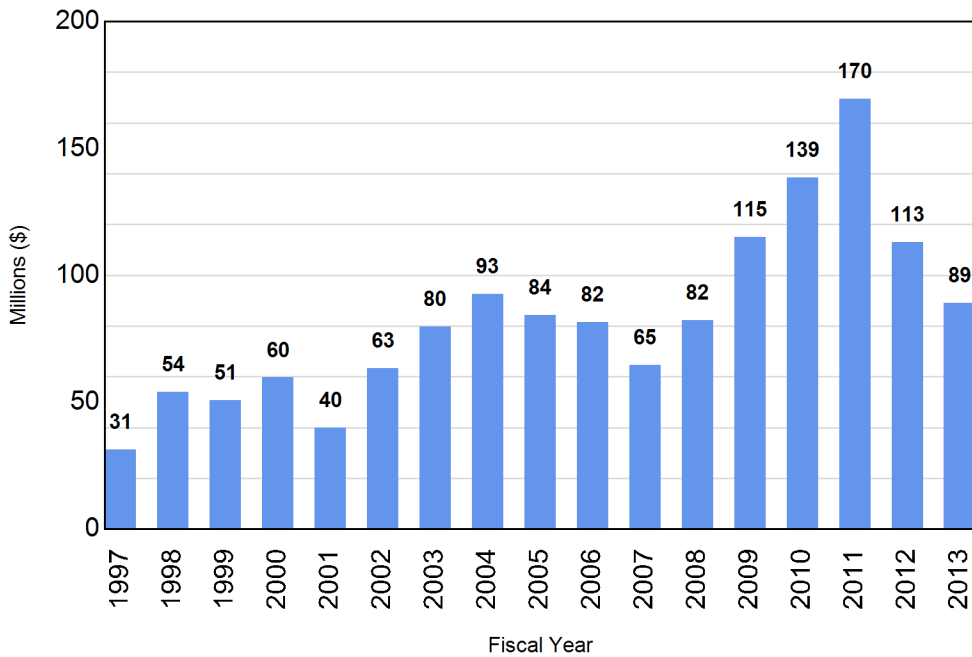
The numbers provided in this report are subject to adjustment at the time that the Annual Report of Sponsored Activity is published.
The changes would reflect modifications and additions to existing awards.

Table of Contents

Graphical Summary of Award Activity	3
Summary of Grant and Contract Awards	4
Comparison of Grants and Contract Awards by Agency	5
Comparison of Grants and Contract Awards by School/College	6
Summary of Grant Awards – Excluding Private Awards	7
Summary of Grant Awards - Private Awards	8
Summary of Contract Awards	9
Report of Grant & Contract Awards over \$1,000,000	10

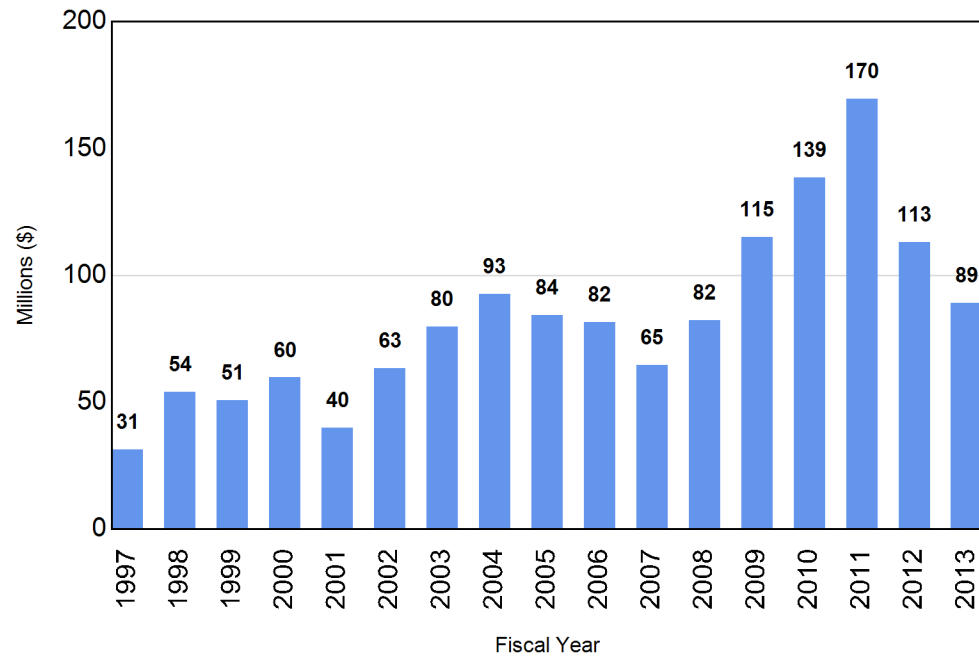
July Only

Comparison of Grant & Contract Awards



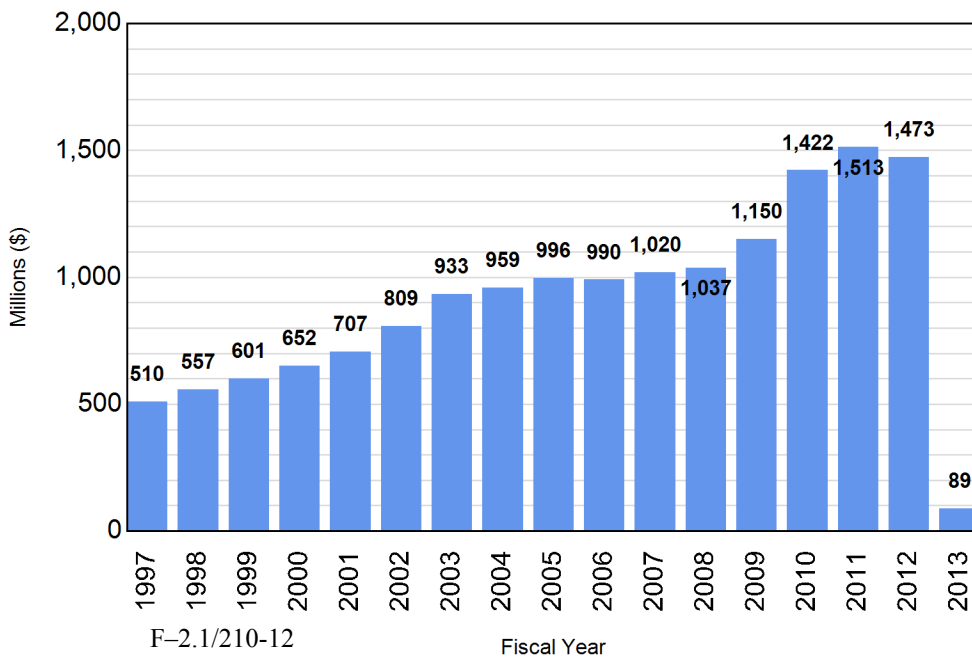
Fiscal Year to Date

Comparison of Grant & Contract Awards



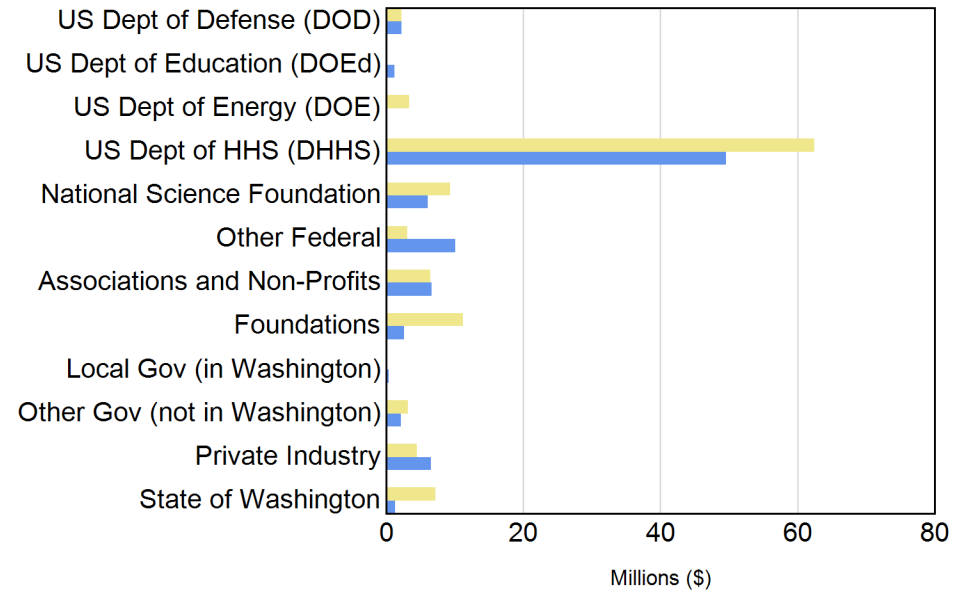
Complete Fiscal Year

Comparison of Grant & Contract Awards



Fiscal Year to Date

Two-Year Comparison of Grant and Contract Awards



Summary of Grant and Contract Awards

Fiscal Year 2012-2013

Month	RESEARCH AND OTHER		TRAINING		Total Grants and Contracts
	Federal	Non-Federal	Federal	Non-Federal	
July	\$ 63,287,280	\$ 18,623,480	\$ 6,096,881	\$ 1,019,024	\$ 89,026,660
FY13 to Date	\$63,287,276	\$18,623,484	\$6,096,881	\$1,019,024	\$89,026,665
FY12 to Date	\$72,776,122	\$30,196,844	\$7,642,882	\$2,388,481	\$113,004,329
Over (Under) Previous Year	(\$9,488,846)	(\$11,573,361)	(\$1,546,001)	(\$1,369,457)	(\$23,977,665)

Comparison of Grant and Contract Awards by Agency

Fiscal Years 2011-2012 and 2012-2013

Agency	Jul-Jul FY12	Jul-Jul FY13
US Department of Defense (DOD)	\$ 2,194,227	\$ 2,239,975
US Department of Education (DOEd)	\$ 0	\$ 1,196,317
US Department of Energy (DOE)	\$ 3,393,278	\$ 167,986
US Department of Health and Human Services (DHHS)	\$ 62,438,804	\$ 49,611,403
National Science Foundation (NSF)	\$ 9,282,079	\$ 6,059,422
Other Federal	\$ 3,110,616	\$ 10,109,054
Subtotal for Federal :	\$ 80,419,004	\$ 69,384,157
Associations and Non-Profits	\$ 6,430,785	\$ 6,680,313
Foundations	\$ 11,216,309	\$ 2,634,690
Local Government (in Washington)	\$ 100,477	\$ 387,474
Other Government (not in Washington)	\$ 3,207,700	\$ 2,102,377
Private Industry	\$ 4,430,137	\$ 6,514,162
State of Washington	\$ 7,199,917	\$ 1,323,492
Subtotal for Non-Federal :	\$ 32,585,325	\$ 19,642,508
Grand Total :	\$ 113,004,329	\$ 89,026,665
Amount of Increase (Decrease) :		(\$ 23,977,665)
Percent of Increase (Decrease) :		(21.2 %)

Comparison of Grant and Contract Awards by School/CollegeFiscal Years 2011-2012 and 2012-2013

School/College	Jul-Jul FY12	Jul-Jul FY13
Upper Campus		
Architecture and Urban Planning	\$ 20,000	
Arts and Sciences	\$ 3,356,171	\$ 5,177,363
College of the Environment	\$ 9,154,985	\$ 7,211,426
Education	\$ 22,721	\$ 1,249,811
Engineering	\$ 8,803,859	\$ 8,684,408
Graduate School	\$ 1,771,056	\$ 45,607
Information School	\$ 80,256	
Law	\$ 90,000	\$ 10,000
Office of Research	\$ 2,779,729	\$ 4,712,673
Social Work	\$ 3,083,801	\$ 324,868
Undergraduate Education	\$ 17,477	\$ 39,879
VP Minority Affairs		\$ 313,994
Subtotal :	\$ 29,180,055	\$ 27,770,029
Health Sciences		
Dentistry	\$ 97,239	\$ 738,198
Medicine	\$ 59,553,195	\$ 42,694,392
Nursing	\$ 3,517,156	\$ 1,111,648
Pharmacy	\$ 565,986	\$ 1,420,038
Public Health	\$ 3,795,480	\$ 7,012,338
Subtotal :	\$ 67,529,056	\$ 52,976,614
Special Programs		
Alcohol and Drug Abuse Institute	\$ 50,275	\$ 54,539
CHDD Administration	\$ 80,000	\$ 3,382,342
Regional Primate Center	\$ 15,820,193	\$ 4,233,795
Subtotal :	\$ 15,950,468	\$ 7,670,676
Other UW Campuses		
Bothell	\$ 273,610	
Tacoma	\$ 71,140	\$ 609,345
Subtotal :	\$ 344,750	\$ 609,345
Grand Total :	\$ 113,004,329	\$ 89,026,665

Summary of Grant Awards

Fiscal Year 2012-2013

Excluding private awards from Foundations, Industry, Associations and Others

Month	RESEARCH AND OTHER		TRAINING	Total Grants
	Federal	Non-Federal	Federal	
July	\$ 62,351,620	\$ 2,447,487	\$ 6,096,881	\$ 70,895,980
Year to Date	\$ 62,351,620	\$ 2,447,487	\$ 6,096,881	\$ 70,895,980

Summary of Grant Awards

Fiscal Year 2012-2013

Private awards from Foundations, Industry, Associations and Others

Month	RESEARCH AND OTHER	TRAINING	Total Grants
July	\$ 8,614,872	\$ 360,854	\$ 8,975,726
Year to Date	\$ 8,614,872	\$ 360,854	\$ 8,975,726

Summary of Contract Awards

Fiscal Year 2012-2013

Month	RESEARCH AND OTHER		TRAINING	Total Contracts
	Federal	Non-Federal	Non-Federal	
July	\$ 935,659	\$ 7,561,125	\$ 658,170	\$ 9,154,954
Year to Date	\$ 935,659	\$ 7,561,125	\$ 658,170	\$ 9,154,954

**Report of Grant and Contract Awards
of \$1,000,000 or More**

July 2012

**Requiring action of
The Board of Regents
of the
University of Washington**

**Office of Research
Office of Sponsored Programs**

Detail of Public Grant Awards

Federal

US Department of Health and Human Services (DHHS)

National Institute for Occupational Safety and Health (NIOSH)

To: Noah Seixas, Professor \$ 1,298,555
 Enviro & Occup Health
 For: Education and Research Center
 Eff: 7/1/2012 Classified: No

Total for National Institute for Occupational Safety and Health (NIOSH): \$ 1,298,555

National Institutes of Health (NIH)

To: King K. Holmes, Chair \$ 3,176,229
 Global Health
 For: University of Washington Center for AIDS Research
 Eff: 6/1/2012 Classified: No

To: James Mullins, Professor \$ 2,464,650
 Microbiology
 For: Immunological and Virological Events in Early HIV Infection
 Eff: 7/1/2012 Classified: No

To: Trisha Nell Davis, Professor \$ 2,078,690
 Biochemistry
 For: Comprehensive Biology: Exploiting the Yeast Genome
 Eff: 7/1/2012 Classified: No

To: Paul Yager, Professor \$ 1,177,234
 Bioengineering
 For: A 2DPN-based high-sensitivity low-cost multiplexed POC
 immunoassay platform
 Eff: 7/15/2011 Classified: No

National Institute of Allergy and Infectious Diseases (NIAID)

To: Samuel Miller, Professor \$ 1,143,206
 Department Of Medicine
 For: ERIN CRC: Molecular Basis of Nontypoidal Salmonella Emergence
 Eff: 8/1/2012 Classified: No

Total for National Institute of Allergy and Infectious Diseases (NIAID): \$ 1,143,206

National Institute of Child Health and Human Development (NICHD)

To: Michael Guralnick, Director \$ 2,828,342
 Chdd Administration
 For: Research in Intellectual and Developmental Disabilities
 Eff: 7/1/2012 Classified: No

Total for National Institute of Child Health and Human Development (NICHD): \$ 2,828,342

Detail of Public Grant Awards

Federal

US Department of Health and Human Services (DHHS)

National Institutes of Health (NIH)

Office of the Director (OD)

To: David M. Anderson, Director \$ 1,967,610
 Hsa Operations
 For: WaNPRC Macaca nemestrina Specific Pathogen Free Breeding
 colony
 Eff: 7/1/2012 Classified: No

Total for Office of the Director (OD): \$ 1,967,610

Total for National Institutes of Health (NIH): \$ 14,835,961

Total for US Department of Health and Human Services (DHHS): \$ 16,134,516

Other Federal

Environmental Protection Agency (EPA)

To: Joel Kaufman, Professor \$ 2,351,124
 Enviro & Occup Health
 For: Prospective Study of Atherosclerosis, Clinical Cardiovascular
 Disease, and Long-Term Exposure to Ambient Particulate Matter
 and Other Air Pollutants in a Multi-Ethnic Cohort
 Eff: 8/1/2004 Classified: No

Total for Environmental Protection Agency (EPA): \$ 2,351,124

National Oceanic and Atmospheric Administration (NOAA)

To: Stephen Riser, Professor \$ 3,006,768
 Oceanography
 For: Argo: Global Observations for Understanding and Prediction of
 Climate Variability
 Eff: 7/1/2010 Classified: No

Total for National Oceanic and Atmospheric Administration (NOAA): \$ 3,006,768

Total for Other Federal: \$ 5,357,892

Total for Federal: \$ 21,492,408

Total Public Grants: \$ 21,492,408

Detail of Contract Awards

Associations and Non-Profits

The Micronutrient Initiative

To: Dilys Walker, Assoc Professor \$ 1,172,201
Obgyn/Admin

For: Improved care and nutrition for women during pregnancy and labour
through a novel community-facility linkage program in Kenya

Eff: 5/1/2012 Classified: No

Total for The Micronutrient Initiative: \$ 1,172,201

Total for Associations and Non-Profits: \$ 1,172,201

Private Industry

Pfizer US Pharmaceuticals Group

To: Vivian Oehler, Asst Professor \$ 1,025,919
Department Of Medicine

For: A Phase 1 Study to Evaluate the Safety, Pharmacokinetics, and
Pharmacodynamics of PF-04449913, An oral Hedgehog Inhibitor,
administered as single agent in select hematologic Malignancies or
in combination with Dasatinib in chronic myeloid leukemia

Eff: 10/13/2009 Classified: No

Total for Pfizer US Pharmaceuticals Group: \$ 1,025,919

Total for Private Industry: \$ 1,025,919

Total Contracts: \$ 2,198,120

Grand Total for all Awards \$ 23,690,528

Grant and Contract Awards Summary

to

The Board of Regents

of the

University of Washington

for

August 2012

Office of Research

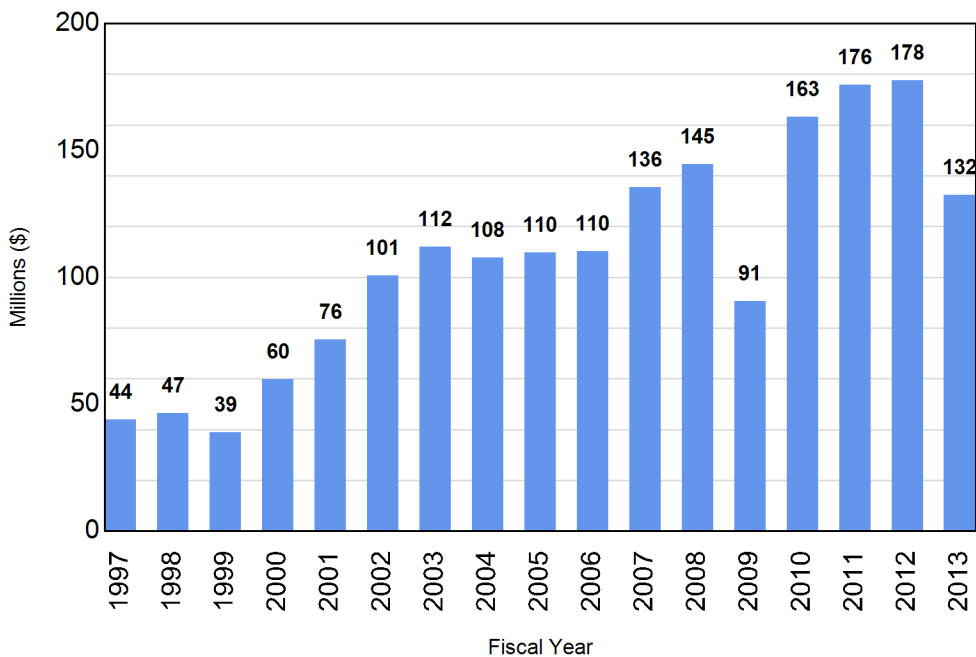
Office of Sponsored Programs

The numbers provided in this report are subject to adjustment at the time that the Annual Report of Sponsored Activity is published.
The changes would reflect modifications and additions to existing awards.

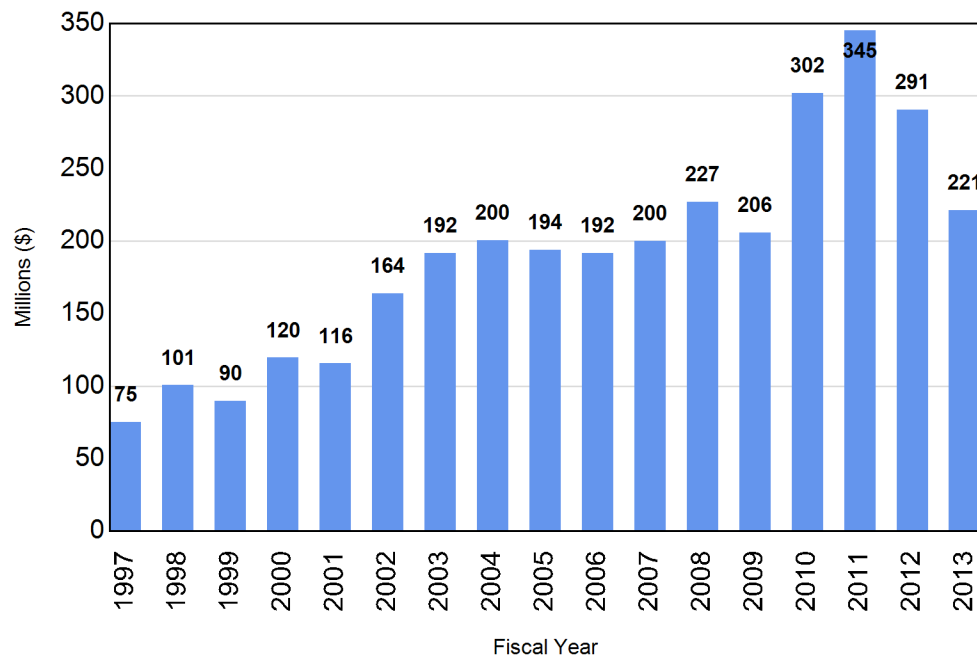
Table of Contents

Graphical Summary of Award Activity	3
Summary of Grant and Contract Awards	4
Comparison of Grants and Contract Awards by Agency	5
Comparison of Grants and Contract Awards by School/College	6
Summary of Grant Awards – Excluding Private Awards	7
Summary of Grant Awards - Private Awards	8
Summary of Contract Awards	9
Report of Grant & Contract Awards over \$1,000,000	10

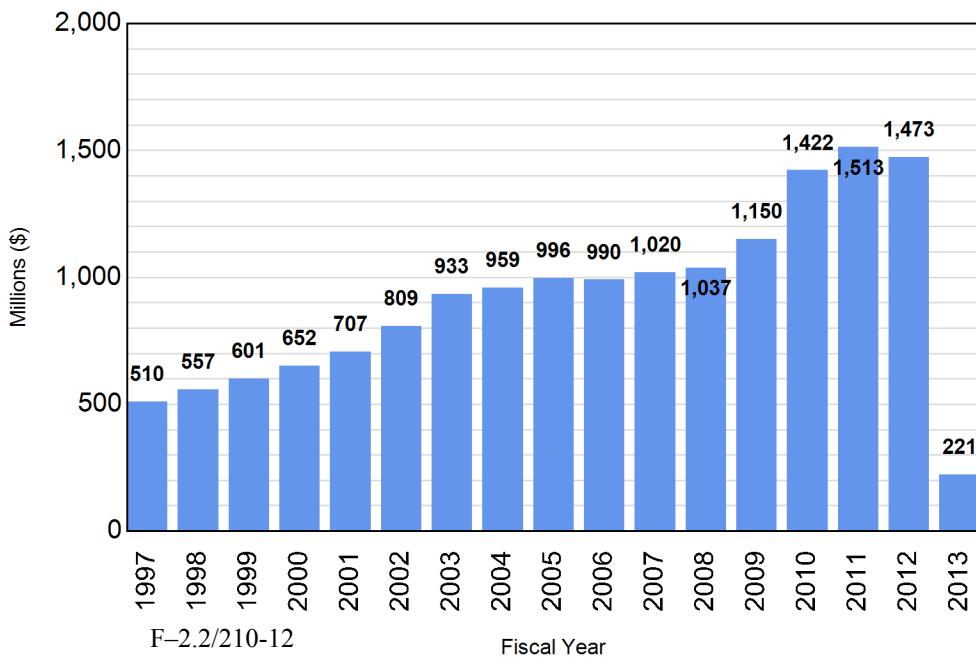
August Only
Comparison of Grant & Contract Awards



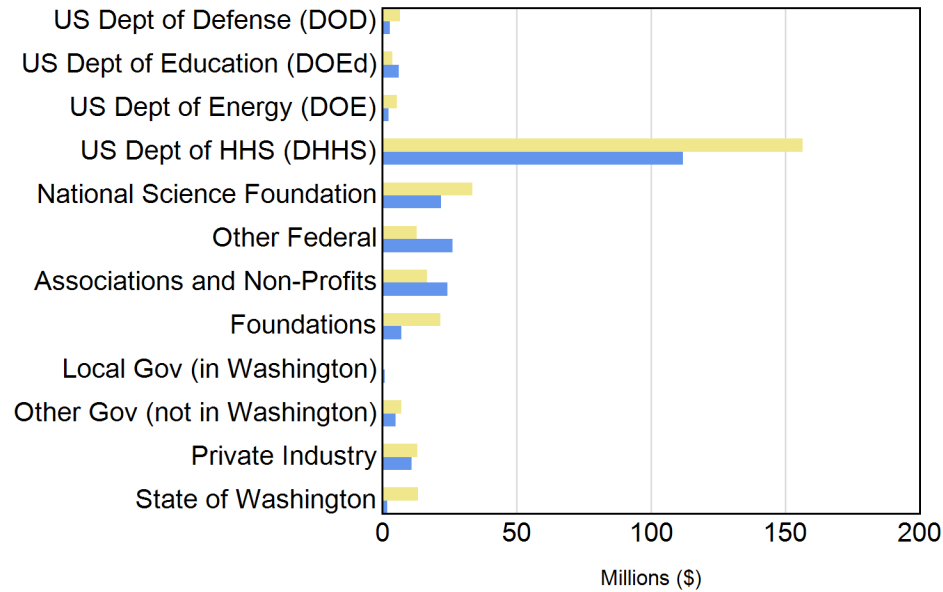
Fiscal Year to Date
Comparison of Grant & Contract Awards



Complete Fiscal Year
Comparison of Grant & Contract Awards



Fiscal Year to Date
Two-Year Comparison of Grant and Contract Awards



Summary of Grant and Contract Awards

Fiscal Year 2012-2013

Month	RESEARCH AND OTHER		TRAINING		Total Grants and Contracts
	Federal	Non-Federal	Federal	Non-Federal	
July	\$ 63,287,280	\$ 18,623,480	\$ 6,096,881	\$ 1,019,024	\$ 89,026,660
August	\$ 95,530,390	\$ 29,773,550	\$ 6,407,729	\$ 722,138	\$ 132,433,800
FY13 to Date	\$158,817,665	\$48,397,037	\$12,504,610	\$1,741,162	\$221,460,474
FY12 to Date	\$199,869,767	\$68,473,387	\$19,009,127	\$3,342,900	\$290,695,181
Over (Under) Previous Year	(\$41,052,102)	(\$20,076,350)	(\$6,504,517)	(\$1,601,738)	(\$69,234,708)

Comparison of Grant and Contract Awards by Agency

Fiscal Years 2011-2012 and 2012-2013

Agency	Jul-Aug FY12	Jul-Aug FY13
US Department of Defense (DOD)	\$ 6,653,255	\$ 2,769,198
US Department of Education (DOEd)	\$ 3,881,890	\$ 6,232,658
US Department of Energy (DOE)	\$ 5,444,455	\$ 2,250,870
US Department of Health and Human Services (DHHS)	\$ 156,452,019	\$ 112,062,032
National Science Foundation (NSF)	\$ 33,657,995	\$ 21,834,814
Other Federal	\$ 12,789,281	\$ 26,172,704
Subtotal for Federal :	\$ 218,878,894	\$ 171,322,275
Associations and Non-Profits	\$ 16,623,792	\$ 24,192,228
Foundations	\$ 21,613,703	\$ 7,188,294
Local Government (in Washington)	\$ 140,475	\$ 855,579
Other Government (not in Washington)	\$ 7,147,289	\$ 5,087,000
Private Industry	\$ 13,053,652	\$ 11,027,237
State of Washington	\$ 13,237,376	\$ 1,787,861
Subtotal for Non-Federal :	\$ 71,816,287	\$ 50,138,199
Grand Total :	\$ 290,695,181	\$ 221,460,474
Amount of Increase (Decrease) :		(\$ 69,234,708)
Percent of Increase (Decrease) :		(23.8 %)

Comparison of Grant and Contract Awards by School/College

Fiscal Years 2011-2012 and 2012-2013

School/College	Jul-Aug FY12	Jul-Aug FY13
Upper Campus		
Architecture and Urban Planning	\$ 30,000	\$ 21,528
Arts and Sciences	\$ 19,299,922	\$ 16,875,113
College of the Environment	\$ 20,928,771	\$ 32,328,864
Director of Libraries	\$ 5,327,270	
Education	\$ 613,914	\$ 2,217,167
Engineering	\$ 23,009,584	\$ 19,599,609
Evans School of Public Affairs	\$ 547,304	\$ 160,681
Executive Vice President	\$ 19,981	
Foster School of Business	\$ 97,700	\$ 292,025
Graduate School	\$ 2,311,915	\$ 183,083
Information School	\$ 791,509	\$ 192,991
Law	\$ 298,052	\$ 10,000
Office of Research	\$ 10,157,756	\$ 6,642,460
Provost	\$ 29,468	
Social Work	\$ 3,798,726	\$ 3,428,961
Undergraduate Education	\$ 57,475	\$ 44,697
VP Minority Affairs	\$ 525,841	\$ 313,994
Subtotal :	\$ 87,845,188	\$ 82,311,173
Health Sciences		
Dentistry	\$ 1,100,544	\$ 1,521,317
Medicine	\$ 158,432,550	\$ 99,146,060
Nursing	\$ 4,941,103	\$ 2,350,345
Pharmacy	\$ 3,874,156	\$ 4,592,560
Public Health	\$ 13,798,319	\$ 19,535,290
Subtotal :	\$ 182,146,672	\$ 127,145,572
Special Programs		
Alcohol and Drug Abuse Institute	\$ 628,148	\$ 1,712,384
CHDD Administration	\$ 1,441,030	\$ 3,415,911
Regional Primate Center	\$ 17,106,971	\$ 4,610,080
Subtotal :	\$ 19,176,149	\$ 9,738,375
Other UW Campuses		
Bothell	\$ 1,173,123	\$ 1,233,026
Tacoma	\$ 354,049	\$ 1,032,328
Subtotal :	\$ 1,527,172	\$ 2,265,354
Grand Total :	\$ 290,695,181	\$ 221,460,474

Summary of Grant Awards**Fiscal Year 2012-2013***Excluding private awards from Foundations, Industry, Associations and Others*

Month	RESEARCH AND OTHER		TRAINING		Total Grants
	Federal	Non-Federal	Federal	Non-Federal	
July	\$ 62,351,620	\$ 2,447,487	\$ 6,096,881	\$ 0	\$ 70,895,980
August	\$ 91,723,700	\$ 3,193,595	\$ 6,378,898	\$ 137,830	\$ 101,434,000
Year to Date	\$ 154,075,300	\$ 5,641,082	\$ 12,475,780	\$ 137,830	\$ 172,330,000

Summary of Grant Awards

Fiscal Year 2012-2013

Private awards from Foundations, Industry, Associations and Others

Month	RESEARCH AND OTHER	TRAINING	Total Grants
July	\$ 8,614,872	\$ 360,854	\$ 8,975,726
August	\$ 21,059,060	\$ 87,229	\$ 21,146,290
Year to Date	\$ 29,673,930	\$ 448,083	\$ 30,122,010

Summary of Contract Awards

Fiscal Year 2012-2013

Month	RESEARCH AND OTHER		TRAINING		Total Contracts
	Federal	Non-Federal	Federal	Non-Federal	
July	\$ 935,659	\$ 7,561,125	\$ 0	\$ 658,170	\$ 9,154,954
August	\$ 3,806,685	\$ 5,520,899	\$ 28,831	\$ 497,079	\$ 9,853,494
Year to Date	\$ 4,742,344	\$ 13,082,020	\$ 28,831	\$ 1,155,249	\$ 19,008,450

**Report of Grant and Contract Awards
of \$1,000,000 or More**

August 2012

**Requiring action of
The Board of Regents
of the
University of Washington**

**Office of Research
Office of Sponsored Programs**

Detail of Public Grant Awards

Federal

US Department of Education (DOEd)

US Department of Education (DOEd)

To: Kathleen Matrone, Clinical Assistant Professor
Rehabilitation Medicin \$ 1,000,000

For: ADA National Network Regional Center (Northwest ADA Center) to
provide a sustained program of outreach, training, technical
assistance, information dissemination, and capacity building

Eff: 10/1/2012 Classified: No

Total for US Department of Education (DOEd): \$ 1,000,000

Total for US Department of Education (DOEd): \$ 1,000,000

US Department of Health and Human Services (DHHS)

National Institute for Occupational Safety and Health (NIOSH)

To: Richard A. Fenske, Professor \$ 1,548,535
Enviro & Occup Health

For: Pacific Northwest Agricultural Safety and Health Center

Eff: 9/30/2012 Classified: No

Total for National Institute for Occupational Safety and Health (NIOSH): \$ 1,548,535

Detail of Public Grant Awards

Federal

US Department of Health and Human Services (DHHS)

National Institutes of Health (NIH)

To:	Thomas Montine, Acting Chair Pathology	\$ 1,707,281
For:	Pacific Northwest Udall Center	
Eff:	8/1/2012	Classified: No
To:	Donald L. Patrick, Professor Health Services/Main	\$ 1,975,638
For:	Patient Reported Outcomes in Routine Clinical Care of Patients Infected with HIV	
Eff:	8/1/2012	Classified: No
To:	John Stamatoyannopoulos, Assistant Professor Genome Sciences	\$ 2,493,665
For:	Northwest Reference Epigenome Mapping Center	
Eff:	7/1/2012	Classified: No
To:	John D Hawkins, Professor School Of Social Work	\$ 1,390,992
For:	The Community Youth Development Study: A Test of Communities That Care	
Eff:	9/1/2008	Classified: No
To:	Dennis C Turk, Professor Anesthesiology&Pain Med	\$ 1,343,315
For:	Combined Behavioral & Analgesic Trial for Fibromyalgia (COMBAT-FM)	
Eff:	9/1/2011	Classified: No
To:	Michael Schwartz, Professor Department Of Medicine	\$ 1,294,483
For:	Nutrition Obesity Research Center	
Eff:	7/20/2012	Classified: No
To:	Robert Vessella, Associate Chair Urology	\$ 2,080,291
For:	Mechanisms and Markers of Prostate Cancer Metastases	
Eff:	8/1/2012	Classified: No
To:	Karina Walters, Associate Professor School Of Social Work	\$ 1,289,668
For:	Indigenous Wellness Research Institute National Center of Excellence	
Eff:	8/2/2012	Classified: No
<i>National Institute of General Medical Sciences (NIGMS)</i>		
To:	Kenneth Thummel, Professor Pharmaceutics	\$ 1,903,052
For:	Pharmacogenetics in Rural and Underserved Populations	
Eff:	7/1/2012	Classified: No
<i>Total for National Institute of General Medical Sciences (NIGMS):</i>		\$ 1,903,052

Detail of Public Grant Awards

Federal

US Department of Health and Human Services (DHHS)

National Institutes of Health (NIH)

National Institute on Drug Abuse (NIDA)

To: Dennis Donovan, Professor / Director \$ 1,117,527
Alc/Drug Abuse Instit

For: Clinical Trials Network: Pacific Northwest Node

Eff: 9/1/2012 Classified: No

Total for National Institute on Drug Abuse (NIDA): \$ 1,117,527

Total for National Institutes of Health (NIH): \$ 16,595,912

Total for US Department of Health and Human Services (DHHS): \$ 18,144,447

National Science Foundation (NSF)

National Science Foundation (NSF)

To: Yoky Matsuoka, Associate Professor \$ 3,500,000
Computer Science & Eng

For: NSF Engineering Research Center for Sensorimotor Neural
Engineering

Eff: 6/15/2011 Classified: No

Total for National Science Foundation (NSF): \$ 3,500,000

Total for National Science Foundation (NSF): \$ 3,500,000

Other Federal

National Oceanic and Atmospheric Administration (NOAA)

To: Thomas P Ackerman, Director \$ 8,295,145
Jisao Main

For: Joint Institute for the Study of the Atmosphere and Ocean Tasks I/II

Eff: 7/1/2010 Classified: No

Total for National Oceanic and Atmospheric Administration (NOAA): \$ 8,295,145

US Department of Agriculture (USDA)

To: Kerry-Ann Naish, Associate Professor \$ 1,950,000
Aquatic&Fishery Scienc

For: Ecological drivers of transmission, emergence, and displacement of
an aquatic virus in fish hosts

Eff: 8/15/2012 Classified: No

Total for US Department of Agriculture (USDA): \$ 1,950,000

Total for Other Federal: \$ 10,245,145

Total for Federal: \$ 32,889,592

Total Public Grants: \$ 32,889,592

Detail of Private Grant Awards

Associations and Non-Profits

Fred Hutchinson Cancer Research Center (FHCRC)		
To:	Janine Maenza, Clinical Associate Professor-salaried Department Of Medicine	\$ 2,843,332
For:	HVTN Core Travel Budget 2012-2013	
Eff:	6/1/2012	Classified: No
Total for Fred Hutchinson Cancer Research Center (FHCRC):		\$ 2,843,332
Total for Associations and Non-Profits:		\$ 2,843,332
Total Private Grants:		\$ 2,843,332

Detail of Contract Awards

Federal

US Department of Health and Human Services (DHHS)		
National Institutes of Health (NIH)		
<i>National Heart, Lung, and Blood Institute (NHLBI)</i>		
To:	Richard A Kronmal, Professor Biostatistics	\$ 2,125,670
For:	Multi-Ethnic Study of Atherosclerosis	
Eff:	8/15/2012	Classified: No
<i>Total for National Heart, Lung, and Blood Institute (NHLBI):</i>		<i>\$ 2,125,670</i>
Total for National Institutes of Health (NIH):		\$ 2,125,670
Total for US Department of Health and Human Services (DHHS):		\$ 2,125,670
Total for Federal:		\$ 2,125,670

Associations and Non-Profits

Consortium for Ocean Leadership, Inc.		
To:	John R. Delaney, Professor School Of Oceanography	\$ 6,572,046
For:	Ocean Observatories Initiative: Regional Scale Nodes	
Eff:	1/1/2010	Classified: No
Total for Consortium for Ocean Leadership, Inc.:		\$ 6,572,046
Wake Forest University		
To:	Santica Marcovina, Research Professor Department Of Medicine	\$ 1,114,305
For:	Action to Control Cardiovascular Risk in Diabetes (ACCORD) - Follow-On - Central Laboratory	
Eff:	1/1/2011	Classified: No
Total for Wake Forest University:		\$ 1,114,305
Total for Associations and Non-Profits:		\$ 7,686,351
Total Contracts:		\$ 9,812,021
Grand Total for all Awards		\$ 45,544,945