

VII. STANDING COMMITTEES

B. Finance, Audit and Facilities Committee

Grant and Contract Awards Summary – October 2011

RECOMMENDED ACTION

It is the recommendation of the administration and the Finance, Audit and Facilities Committee that the Board of Regents accept the Grant and Contract Awards of \$1,000,000 or more as presented in the attached report.

*Attachment*

Grant and Contract Awards Summary for October 2011

---

---

# **Grant and Contract Awards Summary**

**to**

**The Board of Regents**

**of the**

**University of Washington**

**for**

**October 2011**

**Office of Research**

**Office of Sponsored Programs**

The numbers provided in this report are subject to adjustment at the time that the Annual Report of Sponsored Activity is published.  
The changes would reflect modifications and additions to existing awards.

---

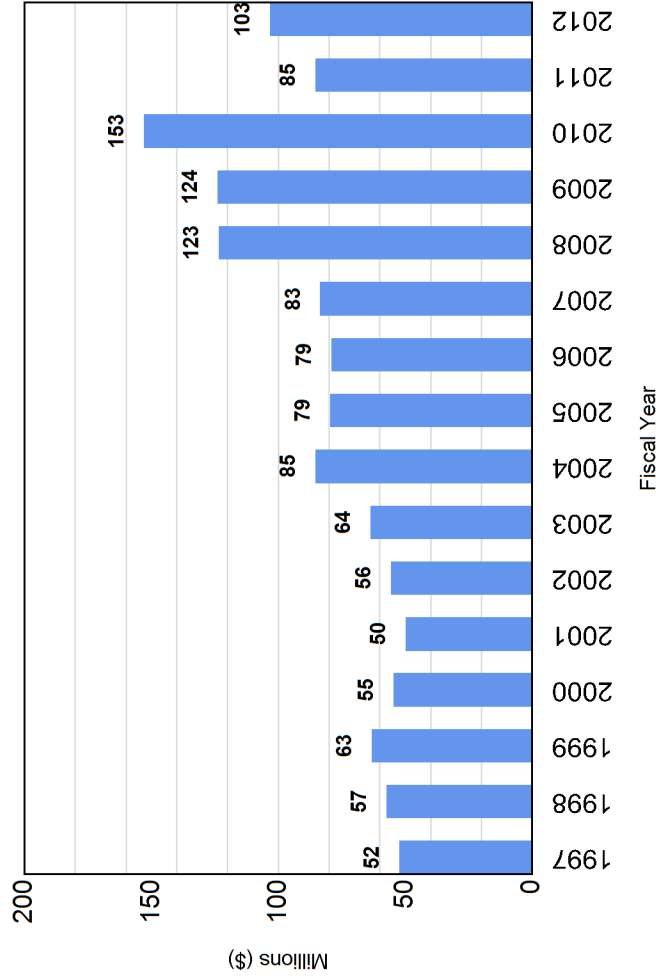
---

---

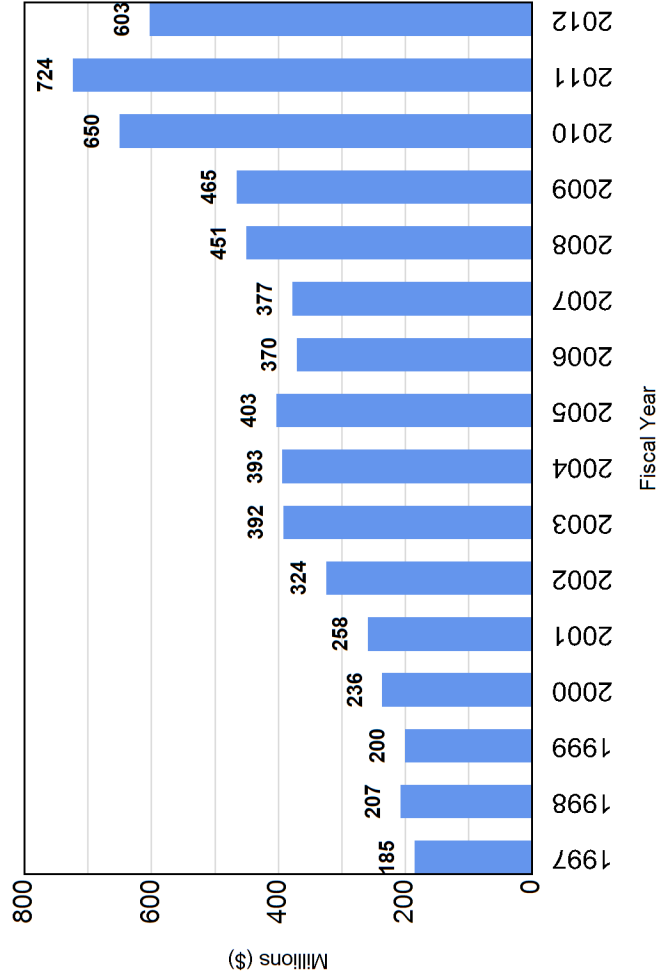
## Table of Contents

Graphical Summary of Award Activity	3
Summary of Grant and Contract Awards	4
Comparison of Grants and Contract Awards by Agency	5
Comparison of Grants and Contract Awards by School/College	6
Summary of Grant Awards – Excluding Private Awards	8
Summary of Grant Awards - Private Awards	9
Summary of Contract Awards	10
Report of Grant & Contract Awards over \$1,000,000	11

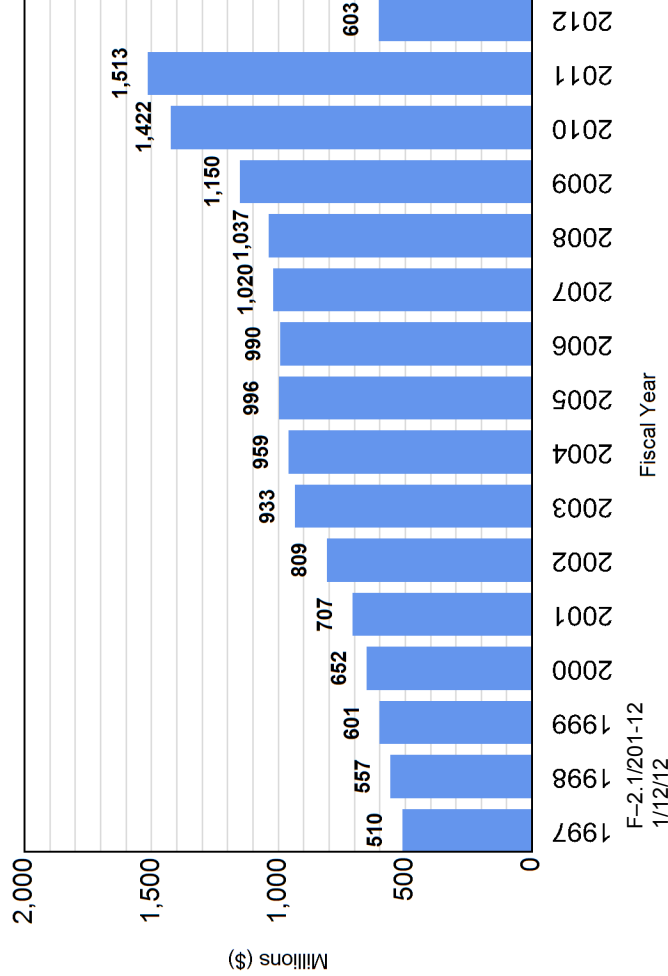
### October Only Comparison of Grant & Contract Awards



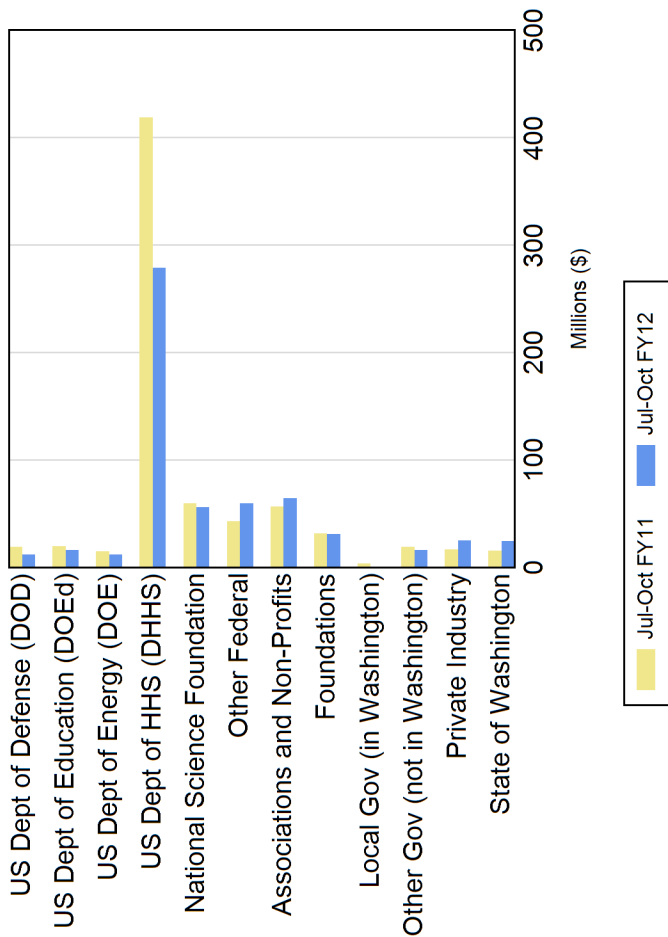
### Fiscal Year to Date Comparison of Grant & Contract Awards



### Complete Fiscal Year Comparison of Grant & Contract Awards



### Fiscal Year to Date Two-Year Comparison of Grant and Contract Awards



---

---

**Summary of Grant and Contract Awards**Fiscal Year 2011-2012

---

Month	RESEARCH AND OTHER		TRAINING		Total Grants and Contracts
	Federal	Non-Federal	Federal	Non-Federal	
July	\$ 72,776,120	\$ 30,196,740	\$ 7,642,882	\$ 2,388,481	\$ 113,004,200
August	\$ 127,093,600	\$ 38,322,890	\$ 11,366,250	\$ 954,419	\$ 177,737,200
September	\$ 142,422,700	\$ 57,712,860	\$ 7,741,284	\$ 1,267,491	\$ 209,144,400
October	\$ 64,757,680	\$ 33,027,160	\$ 4,470,465	\$ 802,690	\$ 103,058,000
<b>FY12 to Date</b>	<b>\$407,050,185</b>	<b>\$159,259,657</b>	<b>\$31,220,876</b>	<b>\$5,413,081</b>	<b>\$602,943,799</b>
<b>FY11 to Date</b>	<b>\$500,440,758</b>	<b>\$137,821,592</b>	<b>\$77,380,414</b>	<b>\$8,263,439</b>	<b>\$723,906,203</b>
<b>Over (Under) Previous Year</b>	<b>(\$93,390,573)</b>	<b>\$21,438,065</b>	<b>(\$46,159,538)</b>	<b>(\$2,850,358)</b>	<b>(\$120,962,405)</b>

**Comparison of Grant and Contract Awards by Agency**

Fiscal Years 2010-2011 and 2011-2012

<b>Agency</b>	<b>Jul-Oct FY11</b>	<b>Jul-Oct FY12</b>
US Department of Defense (DOD)	\$ 19,452,327	\$ 12,683,959
US Department of Education (DOEd)	\$ 20,103,992	\$ 16,832,808
US Department of Energy (DOE)	\$ 15,144,826	\$ 12,366,726
US Department of Health and Human Services (DHHS)	\$ 419,459,446	\$ 279,261,468
National Science Foundation (NSF)	\$ 60,076,873	\$ 56,732,783
Other Federal	\$ 43,583,708	\$ 60,393,317
<b>Subtotal for Federal :</b>	<b>\$ 577,821,172</b>	<b>\$ 438,271,061</b>
Associations and Non-Profits	\$ 57,412,101	\$ 64,869,250
Foundations	\$ 32,029,624	\$ 31,351,634
Local Government (in Washington)	\$ 3,897,832	\$ 1,049,435
Other Government (not in Washington)	\$ 19,331,961	\$ 16,664,856
Private Industry	\$ 17,457,038	\$ 25,513,370
State of Washington	\$ 15,956,476	\$ 25,224,193
<b>Subtotal for Non-Federal :</b>	<b>\$ 146,085,032</b>	<b>\$ 164,672,738</b>
<b>Grand Total :</b>	<b>\$ 723,906,203</b>	<b>\$ 602,943,799</b>
<b>Amount of Increase (Decrease) :</b>		<b>(\$ 120,962,405)</b>
<b>Percent of Increase (Decrease) :</b>		<b>(16.7 %)</b>

**Comparison of Grant and Contract Awards by School/College**

Fiscal Years 2010-2011 and 2011-2012

School/College	Jul-Oct FY11	Jul-Oct FY12
<b>Upper Campus</b>		
Architecture and Urban Planning	\$ 1,595,904	\$ 120,348
Arts and Sciences	\$ 42,510,988	\$ 39,139,472
College of the Environment	\$ 51,043,125	\$ 77,196,649
Director of Libraries	\$ 282,381	\$ 5,336,571
Education	\$ 14,584,009	\$ 10,287,419
Educational Outreach	\$ 175,000	\$ 50,000
Engineering	\$ 53,032,030	\$ 46,071,413
Evans School of Public Affairs	\$ 1,470,069	\$ 1,058,851
Executive Vice President		\$ 19,981
Foster School of Business	\$ 894,700	\$ 275,043
Graduate School	\$ 682,473	\$ 2,647,768
Information School	\$ 1,205,204	\$ 3,241,236
Law	\$ 1,380,616	\$ 3,098,136
Office of Research	\$ 30,433,838	\$ 19,937,130
Provost		\$ 29,468
Social Work	\$ 13,096,091	\$ 6,627,174
Undergraduate Education	\$ 341,438	\$ 251,836
VP Minority Affairs	\$ 6,597,431	\$ 8,728,012
VP Student Life		\$ 46,000
<b>Subtotal :</b>	<b>\$ 219,325,297</b>	<b>\$ 224,162,507</b>
<b>Health Sciences</b>		
Dentistry	\$ 1,793,334	\$ 1,443,003
Medicine	\$ 374,882,493	\$ 283,497,668
Nursing	\$ 11,073,879	\$ 6,476,664
Pharmacy	\$ 6,848,438	\$ 7,328,009
Public Health	\$ 93,681,268	\$ 51,209,555
<b>Subtotal :</b>	<b>\$ 488,279,412</b>	<b>\$ 349,954,899</b>
<b>Special Programs</b>		
Alcohol and Drug Abuse Institute	\$ 2,761,186	\$ 2,003,448
CHDD Administration	\$ 4,260,645	\$ 5,941,003
Hall Health Primary Care Center	\$ 283,155	
Regional Primate Center	\$ 6,553,080	\$ 17,625,641
<b>Subtotal :</b>	<b>\$ 13,858,066</b>	<b>\$ 25,570,092</b>
<b>Other UW Campuses</b>		
Bothell	\$ 1,206,891	\$ 2,532,817
Tacoma	\$ 1,236,538	\$ 723,483
<b>Subtotal :</b>	<b>\$ 2,443,429</b>	<b>\$ 3,256,300</b>

**School/College**

**Jul-Oct FY11**

**Jul-Oct FY12**

---

**Grand Total :**

\$ 723,906,203

\$ 602,943,799



---

---

**Summary of Grant Awards****Fiscal Year 2011-2012***Excluding private awards from Foundations, Industry, Associations and Others*

---

<b>Month</b>	<b>RESEARCH AND OTHER</b>		<b>TRAINING</b>		<b>Total Grants</b>
	<b>Federal</b>	<b>Non-Federal</b>	<b>Federal</b>	<b>Non-Federal</b>	
July	\$ 71,450,980	\$ 5,019,858	\$ 7,510,674	\$ 126,824	\$ 84,108,340
August	\$ 120,682,900	\$ 2,948,988	\$ 11,366,250	\$ 314,640	\$ 135,312,800
September	\$ 138,462,000	\$ 9,825,795	\$ 7,721,284	\$ 172,830	\$ 156,181,900
October	\$ 55,642,320	\$ 8,875,251	\$ 4,470,465	\$ 255,199	\$ 69,243,240
<b>Year to Date</b>	<b>\$ 386,238,300</b>	<b>\$ 26,669,890</b>	<b>\$ 31,068,670</b>	<b>\$ 869,493</b>	<b>\$ 444,846,300</b>

---

---

---

**Summary of Grant Awards**

**Fiscal Year 2011-2012**

*Private awards from Foundations, Industry, Associations and Others*

---

<b>Month</b>	<b>RESEARCH AND OTHER</b>	<b>TRAINING</b>	<b>Total Grants</b>
July	\$ 21,192,800	\$ 165,382	\$ 21,358,180
August	\$ 20,388,870	\$ 425,819	\$ 20,814,690
September	\$ 37,401,440	\$ 1,061,446	\$ 38,462,890
October	\$ 19,511,720	\$ 515,275	\$ 20,026,990
<b>Year to Date</b>	<b>\$ 98,494,820</b>	<b>\$ 2,167,922</b>	<b>\$ 100,662,700</b>

---

---

---

**Summary of Contract Awards**

Fiscal Year 2011-2012

---

<b>Month</b>	<b>RESEARCH AND OTHER</b>		<b>TRAINING</b>		<b>Total Contracts</b>
	<b>Federal</b>	<b>Non-Federal</b>	<b>Federal</b>	<b>Non-Federal</b>	
July	\$ 1,325,143	\$ 3,984,090	\$ 132,208	\$ 2,096,275	\$ 7,537,716
August	\$ 6,410,709	\$ 14,985,040	\$ 0	\$ 213,960	\$ 21,609,700
September	\$ 3,960,724	\$ 10,485,630	\$ 20,000	\$ 33,215	\$ 14,499,570
October	\$ 9,115,353	\$ 4,640,188	\$ 0	\$ 32,216	\$ 13,787,760
<b>Year to Date</b>	<b>\$ 20,811,930</b>	<b>\$ 34,094,940</b>	<b>\$ 152,208</b>	<b>\$ 2,375,666</b>	<b>\$ 57,434,740</b>

---

---

---

**Report of Grant and Contract Awards  
of \$1,000,000 or More**

**October 2011**

**Requiring action of  
The Board of Regents  
of the  
University of Washington**

**Office of Research  
Office of Sponsored Programs**

---

---

**Detail of Public Grant Awards**

**Federal**

**US Department of Education (DOEd)**

**US Department of Education (DOEd)**

To:	Enrique Morales, Associate Vice President V Pres/V Prov Omad	\$ 3,964,000
For:	Rural Initiative in STEM Education and Undergraduate Preparation	
Eff:	9/26/2011	Classified: No
To:	Kathleen Matrone, Clinical Assistant Professor Rehabilitation Medicin	\$ 1,000,000
For:	ADA National Network Regional Center (Northwest ADA Center) to provide a sustained program of outreach, training, technical assistance, information dissemination, and capacity building	
Eff:	10/1/2011	Classified: No

**Total for US Department of Education (DOEd):** **\$ 4,964,000**

**Total for US Department of Education (DOEd):** **\$ 4,964,000**

**US Department of Energy (DOE)**

**US Department of Energy (DOE)**

To:	Leslie Rosenberg, Professor Physics	\$ 1,275,000
For:	The Phase II Upgrade of the Axion Dark-Matter Experiment (ADMX)	
Eff:	9/1/2011	Classified: No

**Total for US Department of Energy (DOE):** **\$ 1,275,000**

**Total for US Department of Energy (DOE):** **\$ 1,275,000**

**US Department of Health and Human Services (DHHS)**

**Centers for Disease Control and Prevention (CDC)**

To:	Scott Barnhart, Professor Global Health	\$ 2,300,000
For:	Reducing new HIV infections in Bonjanala Platinum and Dr. Ruth Segomotsi Momapti, North West Province, Republic of South Africa	
Eff:	9/30/2011	Classified: No
To:	Jeffrey Harris, Professor Health Services/Main	\$ 3,881,134
For:	Health Promotion Research Center	
Eff:	9/30/2011	Classified: No

**Total for Centers for Disease Control and Prevention (CDC):** **\$ 6,181,134**

**Health Resources and Services Administration (HRSA)**

To:	King Holmes, Professor Global Health	\$ 17,380,003
For:	Building Sustainable Human and Institutional Capacity for HIV Care	
Eff:	4/1/2011	Classified: No

**Total for Health Resources and Services Administration (HRSA):** **\$ 17,380,003**

**Detail of Public Grant Awards**

**Federal**

**US Department of Health and Human Services (DHHS)**

**National Institutes of Health (NIH)**

To: Christine Queitsch, Assistant Professor  
Genome Sciences \$ 2,316,272

For: Does organismal robustness explain the missing heritability in  
complex diseases?  
Eff: 9/30/2011 Classified: No

To: Kenneth Krohn, Professor  
Radiology \$ 1,409,387

For: Molecular Imaging of Cancer and Its Response to Therapy  
Eff: 9/21/2011 Classified: No

To: Allan E. Rettie, Professor  
Medicinal Chemistry \$ 1,379,448

For: Drug Interactions  
Eff: 8/1/2011 Classified: No

*National Institute of General Medical Sciences (NIGMS)*

To: Carl Blau, Professor  
Department Of Medicine \$ 1,927,337

For: Self Renewal and Differentiation of Human Embryonic Stem Cells  
Eff: 8/1/2011 Classified: No

*Total for National Institute of General Medical Sciences (NIGMS):* \$ 1,927,337

**Total for National Institutes of Health (NIH):** \$ 7,032,444

**Total for US Department of Health and Human Services (DHHS):** \$ 30,593,581

**Other Federal**

**National Institute of Justice (NIJ)**

To: Bruce Weir, Professor  
Biostatistics \$ 1,269,456

For: Population Genetic Issues for Forensic DNA Profiles  
Eff: 1/1/2012 Classified: No

**Total for National Institute of Justice (NIJ):** \$ 1,269,456

**Total for Other Federal:** \$ 1,269,456

**Total for Federal:** \$ 38,102,037

**State of Washington**

**Washington State Life Sciences Discovery Fund Authority (LSDFA)**

To: David Flum, Professor  
Surgery \$ 2,264,714

For: LSDF SCOAP CER Network  
Eff: 10/16/2011 Classified: No

**Total for Washington State Life Sciences Discovery Fund Authority (LSDFA):** \$ 2,264,714

**Total for State of Washington:** \$ 2,264,714

**Total Public Grants:** \$ 40,366,751

Detail of Private Grant Awards

Associations and Non-Profits

---

**Wake Forest University**

To: Jeffrey Probstfield, Professor \$ 4,126,563  
Department Of Medicine  
For: Action to Control Cardiovascular Risk in Diabetes (ACCORD)  
Follow-up Trial  
Eff: 7/1/2011 Classified: No

**Total for Wake Forest University: \$ 4,126,563**

**Total for Associations and Non-Profits: \$ 4,126,563**

Foundations

---

**Bill and Melinda Gates Foundation**

To: Buddy Ratner, Professor \$ 1,073,950  
Bioengineering  
For: Field-Deployable, Rapid Micronutrient Measurement by Plasma  
Pencil Mass Spectrometry  
Eff: 10/27/2009 Classified: No

**Total for Bill and Melinda Gates Foundation: \$ 1,073,950**

**Total for Foundations: \$ 1,073,950**

Private Industry

---

**Alcon Laboratories, Inc.**

To: John Neitz, Professor \$ 1,434,476  
Ophthalmology  
For: Detecting susceptibility and modulating refractive error in developing  
eyes  
Eff: 6/1/2011 Classified: No

**Total for Alcon Laboratories, Inc.: \$ 1,434,476**

**Total for Private Industry: \$ 1,434,476**

**Total Private Grants: \$ 6,634,989**

**Detail of Contract Awards**

**Federal**

**US Department of Health and Human Services (DHHS)**

**National Institutes of Health (NIH)**

*National Heart, Lung, and Blood Institute (NHLBI)*

To: Richard A Kronmal, Professor \$ 3,549,285  
 Biostatistics

For: Multi-Ethnic Study of Atherosclerosis

Eff: 12/21/1998 Classified: No

*Total for National Heart, Lung, and Blood Institute (NHLBI):* \$ 3,549,285

*National Institute of Allergy and Infectious Diseases (NIAID)*

To: Dorothy L Patton, Professor \$ 1,386,005  
 Obgyn/Admin

For: Topical Microbicide Safety and Efficacy Evaluation in Nonhuman  
 Primates

Eff: 5/31/2007 Classified: No

*Total for National Institute of Allergy and Infectious Diseases (NIAID):* \$ 1,386,005

*National Institute of Child Health and Human Development (NICHD)*

To: Elaine M. Faustman, Professor \$ 1,069,234  
 Enviro & Occup Health

For: Pacific Northwest Center for National Children's Study-Grant

Eff: 9/26/2008 Classified: No

To: Elaine M. Faustman, Professor \$ 1,400,000  
 Enviro & Occup Health

For: Pacific Northwest Center for National Children's Study-Grant

Eff: 9/26/2008 Classified: No

*Total for National Institute of Child Health and Human Development (NICHD):* \$ 2,469,234

**Total for National Institutes of Health (NIH):** \$ 7,404,524

**Total for US Department of Health and Human Services (DHHS):** \$ 7,404,524

**Total for Federal:** \$ 7,404,524

**Total Contracts:** \$ 7,404,524

**Grand Total for all Awards** \$ 54,406,264