



September 8, 2011

TO: Members of the Board of Regents
Ex officio Representatives to the Board of Regents
FROM: Joan Goldblatt, Secretary of the Board of Regents
RE: Schedule of Meetings: September 15, 2011 Special Meeting

WEDNESDAY, SEPTEMBER 14, 2011

5:30 p.m. Hill-Crest DINNER FOR REGENTS AND GUESTS

THURSDAY, SEPTEMBER 15, 2011

**8:30 to 10:15 a.m. 142 Gerberding Hall FINANCE, AUDIT AND FACILITIES
COMMITTEE:** Regents Smith (Chair), Blake, Brotman, Cole (alternate), Jewell

**10:30 to 11:20 a.m. 142 Gerberding Hall ACADEMIC AND STUDENT AFFAIRS
COMMITTEE:** Regents Harrell (Chair), Barer, Cole, Gates, Knowles

in Joint Session with

**11:35 a.m. to 12:10 p.m. 142 Gerberding Hall ACADEMIC AND STUDENT AFFAIRS
COMMITTEE:** Regents Harrell (Chair), Barer, Cole, Gates, Knowles

**12:30 p.m. PHOTOGRAPH OF THE BOARD OF
REGENTS**

**1:00 p.m. Petersen Room SPECIAL MEETING OF THE BOARD OF
Allen Library REGENTS**

The Regular Meeting of the Board for Thursday, September 15, 2011 is cancelled due to the change in scheduling of the meeting of the full Board from 3:00 p.m. to 1:00 p.m.

The Board with the revised schedule will convene a Special Meeting on Thursday, September 15, 2011 with committee meetings beginning at 8:30 a.m. and the full session of the Board scheduled at 1:00 p.m.

To request disability accommodation, contact the Disability Services Office at: 206.543.6450 (voice), 206.543.6452 (TTY), 206.685.7264 (fax), or email at dso@uw.edu. The University of Washington makes every effort to honor disability accommodation requests. Requests can be responded to most effectively if received as far in advance of the event as possible, preferably at least 10 days.



**AGENDA
SPECIAL MEETING**

**BOARD OF REGENTS
University of Washington
September 15, 2011
1:00 p.m.**

Petersen Room, Allen Library

(Item No.)

- I. CALL TO ORDER**
- II. ROLL CALL: Assistant Secretary Shelley Tennant**
- III. CONFIRM AGENDA**
- IV. REPORT OF THE CHAIR OF THE BOARD OF REGENTS: Regent Simon**
- V. REPORT OF THE UNIVERSITY PRESIDENT: President Young**
- VI. CONSENT AGENDA**

Approval of Minutes of Meeting of July 21, 2011

Department of Gender, Women and Sexuality Studies – Graduate Certificate Name Change A-2

Grant and Contract Awards Summary – June and July, 2011 F-2

On-Call Electrical Master Term Agreement – Select Engineer F-3

On-Call Mechanical Master Term Agreement – Select Engineer F-4

UW Advisory Committee on Real Estate – Amendment to Statement of Principles F-6

University of Washington Investment Committee – Amendment to Statement of Principles F-8

University of Washington Investment Committee Membership Reappointments F-9

Architectural Commission Student Membership Appointment F-10

UW Medicine – Approve Donor Naming Opportunities Plan for UW Medicine’s South Lake Union Research Complex F-11

UW Medical Center Main Entrance Upgrade – Select Architect and Delegate Authority to Award a Design Contract F-14

VII. STANDING COMMITTEES**A. Academic and Student Affairs Committee: Regent Harrell – Chair**

Academic and Administrative Appointments (Action) A-1

Research Funding Overview (Information only) A-3

Joint Session**A. Academic and Student Affairs Committee: Regent Harrell – Chair****B. Finance, Audit and Facilities Committee: Regent Smith – Chair**

150th Anniversary Planning Update (Information only) A-4

State Budget Update (Information only) F-17

B. Finance, Audit and Facilities Committee: Regent Smith – Chair

Report of Contributions – June and July, 2011 (Information only) F-1

Actions Taken Under Delegated Authority (Information only) F-5

Metropolitan Tract Quarterly Report for the Quarter Ended June 30, 2011
(Information only) F-7

Advancement Fiscal Year End Results (Information only) F-12

Investment Performance Report, Fourth Quarter Fiscal Year 2011 (Information
only) F-13

Capital Projects Office Semi-Annual Status Report (Information only) F-15

Internal Lending Program Quarterly Report for the Quarter Ended June 30,
2011 (Information only) F-16**VIII. OTHER BUSINESS**

Reports from ex officio representatives to the Board:

Faculty Senate Chair – Professor Susan Astley**ASUW President – Mr. Conor McLean****GPSS President – Mr. Aaron Naumann****Alumni Association President – Ms. Susan Wilson Williams**

**IX. ELECTION OF OFFICERS OF THE BOARD OF REGENTS
(Per Bylaws)**

Chair	Kristianne Blake
Vice Chair	Joanne Harrell
Secretary	Joan Goldblatt
Assistant Secretary	Shelley Tennant
Treasurer	V’Ella Warren

**X. ELECTION OF MEMBERS OF THE EXECUTIVE COMMITTEE
(Per Bylaws)**

**Members of the Executive Committee
for 2011-12**

Kristianne Blake, Chair, ex officio	
Stanley H. Barer	Sally Jewell
Jeffrey H. Brotman	Kelsey Knowles
Craig W. Cole	Herb Simon
William H. Gates	Orin Smith
Joanne Harrell	

**XI. DATE FOR NEXT REGULAR MEETING: Thursday, October 20, 2011 at UW
Medicine South Lake Union**

XII. ADJOURNMENT



UNIVERSITY OF WASHINGTON
BOARD OF REGENTS

Finance, Audit and Facilities Committee
Regents Smith (Chair), Blake, Brotman, Cole (alternate), Jewell

September 15, 2011
8:30 to 10:15 a.m.
142 Gerberding Hall

- | | | | |
|-----|--|--------------------|------|
| 1. | Report of Contributions – June and July, 2011
Walter G. Dryfoos, Associate Vice President, Advancement Services
Connie Kravas, Vice President, University Advancement | INFORMATION | F-1 |
| 2. | Grant and Contract Awards Summary – June and July, 2011
Phyllis M. Wise, Provost and Executive Vice President | ACTION | F-2 |
| 3. | On-Call Electrical Master Term Agreement – Select Engineer
Richard Chapman, Associate Vice President, Capital Projects Office | ACTION | F-3 |
| 4. | On-Call Mechanical Master Term Agreement – Select Engineer
Richard Chapman | ACTION | F-4 |
| 5. | Actions Taken Under Delegated Authority
Richard Chapman | INFORMATION | F-5 |
| 6. | UW Advisory Committee on Real Estate – Amendment to Statement of Principles
Todd Timberlake, Chief Real Estate Officer | ACTION | F-6 |
| 7. | Metropolitan Tract Quarterly Report for the Quarter Ended June 30, 2011
Todd Timberlake
V’Ella Warren, Senior Vice President and Treasurer, Board of Regents | INFORMATION | F-7 |
| 8. | University of Washington Investment Committee – Amendment to Statement of Principles
Keith Ferguson, Chief Investment Officer | ACTION | F-8 |
| 9. | University of Washington Investment Committee Membership Reappointments
Keith Ferguson | ACTION | F-9 |
| 10. | Architectural Commission Student Membership Appointment
Rebecca Barnes, University Architect, Office of Planning and Budgeting | ACTION | F-10 |

11. **UW Medicine – Approve Donor Naming Opportunities Plan for UW Medicine’s South Lake Union Research Complex** **ACTION** F-11
Connie Kravas
12. **Advancement Fiscal Year End Results** **INFORMATION** F-12
Walter G. Dryfoos
Connie Kravas
13. **Investment Performance Report, Fourth Quarter Fiscal Year 2011** **INFORMATION** F-13
Keith Ferguson
14. **UW Medical Center Main Entrance Upgrade – Select Architect and Delegate Authority to Award a Design Contract** **ACTION** F-14
Rebecca Barnes
Eric C. Smith, Director, Major Projects Group, Capital Projects Office
15. **Capital Projects Office Semi-Annual Status Report** **INFORMATION** F-15
Richard Chapman
16. **Internal Lending Program Quarterly Report for the Quarter Ended June 30, 2011** **INFORMATION** F-16
Chris Malins, Senior Associate Treasurer, Treasury Group
17. **EXECUTIVE SESSION**
(To discuss with legal counsel representing the University, litigation or potential litigation to which the University is, or is likely to become, a party, when public knowledge regarding the discussion is likely to result in an adverse legal or financial consequence to the University.)
18. **Other Business**



**UNIVERSITY OF WASHINGTON
BOARD OF REGENTS**

Academic and Student Affairs Committee
Regents Harrell (Chair), Barer, Cole, Gates, Knowles

In Joint Session with

Finance, Audit and Facilities Committee
Regents Smith (Chair), Blake, Brotman, Cole (alternate), Jewell

**September 15, 2011
10:30 to 11:20 a.m.
142 Gerberding Hall**

1. **State Budget Update** **INFORMATION** F-17
Paul Jenny, Vice Provost, Planning and Budgeting
Margaret Shepherd, Director of State Relations, Office
of External Affairs

2. **150th Anniversary Planning Update** **INFORMATION** A-4
Randy Hodgins, Vice President, Office of External
Affairs

3. **Other Business**



**UNIVERSITY OF WASHINGTON
BOARD OF REGENTS**

Academic and Student Affairs Committee
Regents Harrell (Chair), Barer, Cole, Gates, Knowles

**September 15, 2011
11:35 a.m. to 12:10 p.m.
142 Gerberding Hall**

1. **Academic and Administrative Appointments** **ACTION** A-1
Phyllis M. Wise, Provost and Executive Vice President
2. **Department of Gender, Women and Sexuality Studies –
Graduate Certificate Name Change** **ACTION** A-2
James Antony, Associate Vice Provost and Dean, The
Graduate School
David Allen, Chair, Department of Gender, Women, and
Sexuality Studies
3. **Research Funding Overview** **INFORMATION** A-3
Mary Lidstrom, Vice Provost for Research
4. **Other Business**

OFFICIAL MINUTES

MINUTES
SPECIAL MEETING

BOARD OF REGENTS
University of Washington

September 15, 2011

The Board of Regents held a special meeting on Thursday, September 15, 2011, beginning at 1:00 p.m. in the Petersen Room of the Allen Library. The notice of the meeting was appropriately provided to the public and the media.

CALL TO ORDER

Regent Herb Simon called the meeting to order at 1:00 p.m.

ROLL CALL

Assistant Secretary Tennant called the roll: Present were Regents Simon (presiding), Barer, Blake, Brotman, Cole, Gates, Harrell, Jewell, Knowles, Smith; President Young, Dr. Wise, Ms. Warren, Ms. Goldblatt; ex officio representatives: Professor Astley, Mr. McLean, Mr. Naumann, Ms. Williams.

CONFIRM AGENDA

The agenda was confirmed as presented.

REPORT OF THE CHAIR OF THE BOARD OF REGENTS: Regent Simon

Regent Simon welcomed Regent Kelsey Knowles to her first meeting of the Board and asked her to introduce herself. Regent Knowles said it was an honor to be appointed and she looks forward to having the opportunity to work with students and the administration and to provide the student perspective. She looks forward to working in partnership with University administrators to face the challenges of the coming year resulting in a stronger and better quality institution.

Regent Knowles describes herself as a “Double Dawg.” She graduated from UW in 2005 with a BA in political science and is now in her second year of the master’s in public administration program at the Evans School of Public Affairs. Regent Knowles is a former ASUW President. Originally from the Puget Sound area, she grew up in Bellevue, a graduate of Newport High School.

Ms. Knowles worked in the offices of Senator Patty Murray and Congressman Adam Smith in Washington D.C.

REPORT OF THE UNIVERSITY PRESIDENT: President Young

Regent Simon invited President Young to provide a report to the Board.

President Young said this was Provost Wise's final Board meeting before she begins her position as Chancellor of the University of Illinois at Urbana-Champaign on October 1. On behalf of the University, President Young expressed his appreciation to Provost Wise for the energetic, insightful, and intelligent leadership she provided as Provost and Interim President. He cited her bold leadership as she led the University through challenging budgetary discussions and came out well-positioned to move forward. He said she has been a great leader and will be missed. The President announced the University has bestowed emeritus status on Provost Wise.

Following enthusiastic applause, Provost Wise said she was privileged to lead the University of Washington. The University, she said, has been through hard times, and is not through them yet. Dr. Wise wished the Regents and President Young the best in the future. Provost Wise thanked the Alumni Association for endowing a \$25,000 scholarship in her honor to be awarded based on academic merit to a student with Asian cultural experience. Dr. Wise said she named the scholarship in honor of her parents, Shih Chun and Mamie Kwoh Wang. This was a particularly meaningful gift for her.

President Young continued his report, saying he is delighted Doug Wadden will serve as Interim Provost during the Provost search.

The President reported on his activities since the July meeting of the Board. He met with state legislators and Governor Gregoire to discuss the importance of higher education in the state. He attended a reception for the advisory board on minority affairs, and a tribal council where tribal leaders explored ways in which the University can better connect with tribes in the area of education and economic development. He met with higher education colleagues at a Council of Presidents retreat.

The President met with alumni and supporters at receptions in Yakima and Spokane. While in those communities, he met with media representatives, often resulting in favorable articles. He traveled to New York to meet with alumni, business groups, and representatives of funding organizations, including the Carnegie and Ford Foundations.

The President reported the University kicked off its 150th anniversary celebration at an event attended by the Governor, Mayor, and King County Executive (all UW grads) who spoke about the way the University had shaped their lives.

He plans to continue to meet with University and student leaders, faculty and staff. He attended a joint meeting between the UW Foundation and Alumni Boards, and had the opportunity to cut the ribbon on the UW Alumni Commons at the UW Tower. He

reported the University held its tenth annual recognition gala, deeming it a successful event.

President Young said the Shanghai Jiao Tong University's global rankings of the best universities ranked the University of Washington the sixteenth best in the world. Medicine and pharmacy ranked number three; life sciences number five; mathematics number seventeen; and computer science number twenty in the entire world. UW Medicine's Medical Center ranked thirteenth in the nation among 4,800 hospitals. Ten UW medical departments ranked in the top twenty.

Recently UW was ranked the number one "coolest" university in the nation recognizing work in the area of sustainability and environmental consciousness, especially by students. Reflecting the relationship between cost and quality, the Fiske Guide to Colleges ranked the University of Washington as a "public best buy" in the latest edition.

The President said he is thrilled to report a number of UW professors received national and international recognition, including five who were named fellows of the American Chemical Society: Tom Baillie, Charles Campbell, Alex Jen, James Mayer, and Buddy Ratner. John Cahn, affiliate professor in Physics, received the Kyoto prize.

UW is welcoming a larger-than-expected freshman class of 5,800 students selected from a pool of 25,000 applicants. The class includes international students from ninety countries. The entering freshman class has an average grade point average of 3.75, and an average SAT score of over 1800. Twenty-five percent of the students are from low income families and thirty percent are the first in their family to attend college. Students and their families will be welcomed at Freshman Convocation on September 25, followed by the President's Picnic.

The incoming graduate school class was selected from over 25,000 applications, which was a six percent increase over last year and a fifty percent increase in last ten years. Offers were extended to thirty percent of the applicants (seventeen percent of doctoral applicants). The class includes twenty-one percent minorities. Over half the entering graduate student class is female. Fifteen percent are international students and one third come from out of state.

The President was pleased to note an increase in research funding.

Reporting on Athletics, the President said the Pac-12 has created networks and television contracts with a regional focus which will offer an opportunity for UW to air Olympic sports, and designate broadcast hours for content about aspects of the University other than athletics, while also offering financial benefits.

Reporting on the Provost Search, the President announced Gerald Baldasty, Dean of The Graduate School, has agreed to serve as Chair of the search committee. The search will have an internal focus. There are, the President said, "Spectacular academic leaders at the University." The committee will seek input about the desired characteristics of the Provost, and will accept nominations.

CONSENT AGENDA

Regent Simon noted there were eleven items for approval on the consent agenda, and called for a motion.

MOTION: Upon the recommendation of the Chair of the Board and the motion made by Regent Harrell, seconded by Regent Jewell, the Board voted to approve the eleven items on the consent agenda as shown below:

Minutes for the meeting of July 21, 2011

Department of Gender, Women and Sexuality Studies – Graduate Certificate Name Change (Agenda no. A-2)

It was the recommendation of the administration and the Academic and Students Affairs Committee that the Board of Regents grant authority to the Department of Gender, Women and Sexuality Studies to change the name of the Graduate Certificate in Women Studies to the Graduate Certificate in Feminist Studies, effective Autumn Quarter, 2011. The graduate certificate was granted provisional status in 2009, with a review scheduled in the 2014-2015 academic year.

See Attachment A-2.

Grant and Contract Awards Summary – June and July, 2011 (Agenda no. F-2)

It was the recommendation of the administration and the Finance, Audit and Facilities Committee the Board of Regents accept Grant and Contract Awards in the total amount of \$295,377,700 for June, 2011, and \$113,004,200 for July, 2011.

See Attachment F-2.

On-Call Electrical Master Term Agreement – Select Engineer (Agenda no. F-3)

It was the recommendation of the administration and the Finance, Audit and Facilities Committee that the President be delegated authority to award an On-Call Electrical Engineering Master Term Agreement to Wood Harbinger, Inc. of Bellevue, Washington, subject to successful negotiation of the engineering services and professional services agreement. This engineering agreement will be used primarily to improve the Harborview Medical Center's electrical infrastructure.

In the event of an unsuccessful negotiation with the selected firm, it was requested that authority be delegated to open negotiations with Sparling, the firm recommended as first alternate.

See Attachment F-3.

On-Call Mechanical Master Term Agreement – Select Engineer (Agenda no. F-4)

It was the recommendation of the administration and the Finance, Audit and Facilities Committee that the President be delegated authority to award an On-Call Mechanical Master Term Agreement to Notkin Mechanical Engineers, subject to successful negotiation of the engineering services and professional services agreement.

In the event of an unsuccessful negotiation with the selected firm, it was requested that authority be delegated to open negotiations with Wood Harbinger, Inc., the firm recommended as first alternate.

See Attachment F-4.

UW Advisory Committee on Real Estate – Amendment to Statement of Principles
(Agenda no. F-6)

It was the recommendation of the administration and the Finance, Audit and Facilities Committee that the Board of Regents adopt an amendment to the Statement of Principles for the UW Advisory Committee on Real Estate (ACRE), removing the Chair of the Board of Regents as an *ex officio* member and providing for the Chair of ACRE or the Chief Real Estate Officer to update the Board quarterly on ACRE activities.

See Attachment F-6.

University of Washington Investment Committee – Amendment to Statement of Principles (Agenda no. F-8)

It was the recommendation of the administration and the Finance, Audit and Facilities Committee that the Board of Regents approve the amended University of Washington Investment Committee Statement of Principles to include the President of the University as an *ex officio* member.

See Attachment F-8.

University of Washington Investment Committee Membership Reappointments
(Agenda no. F-9)

It was the recommendation of the administration and the Finance, Audit and Facilities Committee that the Board of Regents make the following reappointments to the advisory University of Washington Investment Committee.

Reappointment

David Bonderman	October 1, 2011 – September 30, 2015
Michael Larson	October 1, 2011 – September 30, 2013
Mary Pugh	October 1, 2011 – September 30, 2014
Jeff Brotman, Regent	October 1, 2011 – September 30, 2014

See Attachment F-9.

Architectural Commission Student Membership Appointment (Agenda no. F-10)

It was the recommendation of the administration and the Finance, Audit and Facilities Committee that the President be delegated authority to appoint Aaron James Yamasaki to the University of Washington Architectural Commission as the student representative, with a term commencing in September 2011 and ending in June 2012. Aaron fills a vacancy created by the departure of Amy Monsen due to her recent graduation.

See Attachment F-10.

UW Medicine – Approve Donor Naming Opportunities Plan for UW Medicine’s South Lake Union Research Complex (Agenda no. F-11)

It was the recommendation of the administration and the Finance, Audit and Facilities Committee that the Board of Regents approve the proposed donor naming opportunities plan for naming buildings at UW Medicine at South Lake Union. UW Medicine requests approval of the donor naming opportunities plan in order to encourage donor philanthropy and continue medical advancement.

See Attachment F-11.

UW Medical Center Main Entrance Upgrade – Select Architect and Delegate Authority to Award a Design Contract (Agenda no. F-14)

It was the recommendation of the administration and the Finance, Audit and Facilities Committee that the President be delegated authority to award a design contract for the UW Medical Center (UWMC) Main Entrance Upgrade Project with the firm of LMN + Rona Consulting Group subject to successful negotiation of an architectural agreement.

In the event of an unsuccessful negotiation with the selected firm, it was requested that authority be delegated to open negotiations with NBBJ, the firm recommended as first alternate.

See Attachment F-14.

STANDING COMMITTEES

ACADEMIC AND STUDENT AFFAIRS COMMITTEE: Regent Harrell Chair

Regent Harrell provided a report from the Academic and Student Affairs Committee meeting.

At the request of Regent Harrell, Provost Wise highlighted the appointment of Executive Vice Provost Doug Wadden as Interim Provost effective October 1, 2011. She also highlighted the appointment of JW Harrington as Vice Chancellor at UW Tacoma. Professor Harrington served as Chair of the Faculty Senate. Provost Wise said she

believes it is wonderful to see excellent faculty leaders take on administrative and academic leadership positions.

Academic and Administrative Appointments (Agenda no. A-1)

MOTION: Upon the recommendation of the administration and the motion made by Regent Cole, the Board voted to approve the personnel appointments. Regent Knowles abstained from the discussion and vote.

See Attachment A-1.

Research Funding Overview (Agenda no. A-3) (Information only)

Regent Harrell reported on the research funding overview presented to the Committee by Mary Lidstrom, Vice Provost for Research. The Academic and Student Affairs Committee added an overview of research to its annual calendar, offering an opportunity to view the role of research, research funding and trends, and to project what the University might do in the event of a downward shift in research funding. Although Dr. Lidstrom's report was fairly positive, this is a situation the Regents will continue to watch. Regent Harrell said the Committee appreciated the good work being done at the University in the area of research.

See Attachment A-3.

FINANCE, AUDIT AND FACILITIES COMMITTEE: Regent Smith, Chair

Regent Smith provided a report from the Finance, Audit, and Facilities Committee meeting.

Report of Contributions – June and July, 2011 (Agenda no. F-1) (Information only)

The total amount of gifts received in June was \$56,267,459, and the year-to-date total was \$334,637,675. The total amount of gifts received in July was \$22,316,342.

See Attachment F-1.

Actions Taken Under Delegated Authority (Agenda no. F-5) (Information only)

See Attachment F-5.

Metropolitan Tract Quarterly Report for the Quarter Ended June 30, 2011 (Agenda no. F-7) (Information only)

See Attachment F-7.

Advancement Fiscal Year End Results (Agenda no. F-12) (Information only)

Regent Smith said the Committee received a report from Connie Kravas and Walt Dryfoos. The University raised \$335 million last year. Regent Smith offered his congratulations to Dr. Kravas for her leadership and the extraordinary results.

See Attachment F-12.

Investment Performance Report, Fourth Quarter Fiscal Year 2011 (Agenda no. F-13) (Information only)

Keith Ferguson provided a report on investment performance to the Committee. Regents had questions about the UW's conservative investment strategy and cash levels, believing the high level of cash causes a short term drag on total return performance. Regents asked to revisit the investment strategy in more detail at a future meeting. They also wish to examine the legal constraints around the optimum investment of funds to achieve a higher rate of return on investments.

See Attachment F-13.

Capital Projects Office Semi-Annual Status Report (Agenda no. F-15) (Information only)

Regent Smith reported on a comprehensive overview of capital projects in development and construction. With few exceptions projects are on budget and on schedule.

See Attachment F-15.

Internal Lending Program Quarterly Report for the Quarter Ended June 30, 2011 (Agenda no. F-16) (Information only)

Regents learned Moody's will visit the University later in September to perform a credit review related to the UW's bond rating, which may be impacted due to external constraints.

See Attachment F-16.

Joint Session

ACADEMIC AND STUDENT AFFAIRS COMMITTEE: Regent Harrell – Chair
FINANCE, AUDIT AND FACILITIES COMMITTEE: Regent Smith –Chair

State Budget Update (Agenda no. F-17) (Information only)

Regent Harrell said Regents received an update on the state budget, including current revenue forecasts. This is a situation that will continue to evolve. Regents will continue to monitor and receive information about the situation and the University's budget.

See Attachment F-17.

150th Anniversary Planning Update (Agenda no. A-4) (Information only)

Regent Harrell reported on the presentation Regents received on the 150th Anniversary of the University. Regent Gates and Regent Harrell attended the kick-off event held on September 13 at the Olympic Hotel. There are many upcoming events. November 4, 2011 is “W” Day. This, coincidentally, is President Young’s birthday.

See Attachment A–4.

REPORTS FROM EX OFFICIO REPRESENTATIVES TO THE BOARD OF REGENTS

Faculty Senate Chair: Professor Susan Astley

Regent Simon welcomed Professor Astley to her first Board of Regents meeting as Chair of the Faculty Senate. Dr. Astley’s remarks are attached.

Regent Jewell thanked Professor Astley for sharing “real life” stories which humanize the faculty experience.

Regent Gates asked if some UW faculty do not teach and asked Professor Astley if she teaches as part of her appointment. Professor Astley replied she teaches a course in applied research, however some faculty members focus more on research and there are clinicians who do not teach.

Regent Cole commented on research and teaching and the involvement of graduate students in research providing a teaching opportunity.

ASUW President: Mr. Conor McLean

Regent Simon commended Mr. McLean for the memorable speech he delivered at the Recognition Gala.

Mr. McLean updated the Regents on ASUW activities over the summer, saying their Office of Government Relations lobbied successfully on behalf of two initiatives.

The first initiative was in support of a congestion fee approved by the King County Council. The Council voted to implement a \$20 fee to support continuing Metro bus routes. Because students recently implemented a mandatory U-PASS, continued bus routes serving the University district is important to them.

The second effort was lobbying the Seattle City Council to approve required paid sick leave. ASUW leaders believe this will benefit students working their way through school.

Mr. McLean shared ASUW’s initial planning efforts for the upcoming academic year. The newly-created position of Advancement Chair will work with UWAA to create new sources of revenue to be used for opportunities, programs, and services for students.

Traditionally ASUW has been funded by student fees and would like to work more closely with alumni to identify other ways to support services to students.

The Provost's Advisory Committee for Students (PACS) is electing a Chair and Vice Chair at an upcoming meeting. This newly-formed committee looks forward to working with Interim Provost Wadden to assure student voices are heard.

ASUW's Board of Directors met in August to develop their goals and values, and plan to continue with the five values put in place last year:

- 1) **Involve:** engage a diverse student body by encouraging participation, personal relationships, and leadership opportunities.
- 2) **Community:** strengthen community partnerships and collaborate with campus organizations to promote a unified student body.
- 3) **Advocate:** advocate for students and provide opportunities to become educated and active citizens.
- 4) **Stewardship:** ensure the transparency and accountability to promote responsible management of student resources.
- 5) **Progress:** pursue innovative opportunities to assure continued growth and effectiveness as leaders within the association.

GPSS President: Mr. Aaron Naumann

Mr. Naumann announced he and his wife Maddie recently welcomed their first child, a girl named Leona.

GPSS is restructuring its infrastructure, including an investment in technology capabilities – replacing computers, transferring and archiving documents. GPSS worked with ASUW on the two initiatives described by Mr. McLean – preserving the Metro bus routes and City of Seattle's approval of paid sick leave. They are ramping up their lobbying efforts at the state and federal levels, and are working with UWImpact to coordinate a message to Olympia in support of the University of Washington. GPSS is advocating at the federal level with other graduate students as part of the group SAGE (Student Advocates in Graduate Education). Their main focus is maintaining federal funding to the National Science Foundation, National Institutes of Health, and other agencies that fund university research.

GPSS is planning its fifth annual Higher Education Summit to be held on campus on Friday, November 4. They are planning three panel discussions. The first panel will address funding challenges at state and federal levels. The second panel is planned to be made up of presidents of universities in Washington that have a large number of graduate and professional students. The goal of this panel is to gain insight into the presidents' vision and identify ways to move forward. The final of the three panels will involve a discussion of solutions. This panel will be made up of state and federal lawmakers, business people and community members to answer the question of how the community can work collectively to meet funding challenges.

Mr. Naumann invited regents to attend the Higher Education Summit, saying the event would fit the schedule of “W” Day, also occurring on November 4.

GPSS leaders are preparing for department orientations and information presentations to be held across the University to describe the value of GPSS to graduate and professional students and encourage their participation.

Mr. Naumann said he is working with Eric Godfrey to develop programs for student-parents, beginning with a data-gathering task group to investigate ways to create a friendlier environment at the UW for students with children.

Alumni Association President: Ms. Susan Wilson Williams

Regent Simon welcomed Ms. Williams to her first Board of Regents meeting as the UW Alumni Association President.

Ms. Williams thanked the Regents and President Young for attending the dedication of the Washington Commons on Friday, September 9. She particularly recognized the President for his “inspiring and historical” comments at the opening and his expert handling of the giant scissors.

The UWAA Board members and officers were confirmed on July 7. Ms. Williams described them as a wonderful team of officers and trustees who are eager to work hard to advance the mission of the University of Washington.

She shared good news about the continuing advocacy efforts in preparation for the upcoming legislative session. UWImpact has created a “District Dawg” program made up of key UW supporters in each legislative district.

The UW license plate program invites incoming freshmen and graduating seniors to receive a fee-paid UW license plate for one year. Proceeds from the license plate fees fund student scholarships. After the first year, the tab renewal becomes the responsibility of the recipient. This spring, 425 individuals took advantage of the fee-paid UW license plates. If these individuals continue to renew their plates, this will generate in excess of \$70,000 over the next six years in support of scholarships.

Ms. Williams said the latest issue of Columns Magazine has information about autumn alumni programs, activities, and events, including Washington Warm-ups at the five away football games and the Dawg Dash 10k run and 5k run/walk through campus starting at Husky Stadium on Sunday, October 23.

During the upcoming membership drive UWAA is offering current members a special gift and a commemorative 150th anniversary membership card, with a donation of \$150 or more.

Following Ms. Williams’ report, Mr. Naumann asked Chair Simon if Freddie Sawyer, ASUW Bothell President, could address the Regents. Regent Simon invited Mr. Sawyer to address the Board. Mr. Sawyer described the events at UW Bothell, highlighting the

ground-breaking for the Sarah Simonds Green Conservatory and said ASUW Bothell leaders are planning a Welcome Week for students returning to campus for fall quarter.

ELECTION OF OFFICERS OF THE BOARD OF REGENTS

Regent Simon stated it was time to hold elections of Board officers. According to the Bylaws of the Board of Regents, officers of the Board are to be elected at the September meeting each year. Regent Simon nominated the list of officers for election.

Officers of the Board for 2011-12

Chair:	Kristianne Blake
Vice Chair:	Joanne Harrell
Treasurer:	V'Ella Warren
Secretary:	Joan Goldblatt
Assistant Secretary:	Shelley Tennant

MOTION: Upon the motion made by Regent Jewell, seconded by Regent Smith, the vote was cast for Kristianne Blake to serve as Chair and Joanne Harrell to be Vice Chair of the Board of Regents, and for the incumbents in the other offices of the Board to be re-elected.

Regent Simon passed the gavel to Regent Blake.

Regent Simon said he felt fortunate to work with many people in UW's administration and he wanted to thank them specifically. He said large institutions are hard to steer, but even in the most difficult times of challenging economy and funding, institutions don't veer off course as long as they have a strong Board of Regents, good administration, and faculty to keep the ship sailing forward. And all of these were in place at UW. He said the challenges were exacerbated when President Emmert called him with the news he would be a candidate to be the president of the NCAA. On hearing this news, Regent Simon's first call was to Norm Arkans who assembled a team to prepare for the announcement and work with the media. Dr Arkans, he said, is a "terrific media person," one who works with a spirit of cooperation resulting in positive media coverage. Regent Simon praised Dr. Arkans' commitment to the University over past thirty-two years.

Regent Simon recalled a telephone call he received from Regent Gates to discuss the potential challenges during the presidential selection. Regent Gates put the search in context with the relevancy of the University to the state of Washington, especially what the UW means to the economy and the students.

He described the appointment of the presidential search committee, saying the selection of Law Dean Kellye Testy as Chair sent a message to the internal and external community about the values of this University. He and Dean Testy agreed they would "hang together during the search process in order not to get hung together." He said he cherishes their friendship and will always remember the book of poetry given to him by Dean Testy.

Regent Simon said the University of Illinois is fortunate to have Phyllis Wise steering their ship and she will be missed. Unanimously selected by the Regents to serve as the Interim President, Dr. Wise, along with her team of Mary Lidstrom, Paul Jenny, and V'ella Warren, "sailed the ship forward without skipping a beat." As President Young said, "She was not the interim president, but she was the president during the interim period."

Regent Simon offered praise and recognition to others:

- Jack Johnson and Gary Ikeda for the legal counsel so important to the success of the presidential search.
- Special recognition to Carol Niccolls, saying she was always there to provide him with sage advice. He wishes her the best of luck in her retirement following thirty-two years of service to the University.
- Randy Hodgins and Margaret Shepherd for "blazing a new trail" in Olympia, demonstrating the University can legislate through a cooperative effort. He appreciates their work with other universities and alumni groups to set a standard that helped pass new legislation and will guide the University even further with continued efforts.
- Scott Woodward for his efforts to put together a \$350 million stadium improvement development and for raising \$50 million for the project.
- Dr. Paul Ramsey for continuing the growth of UW Medicine, including development at South Lake Union and the alignment of other medical institutions. Regent Simon praised Dr. Ramsey's "Magnificent work and leadership at UW Medicine."
- Connie Kravas, citing her spirit and enthusiasm and a record-breaking year of fundraising, despite the economy.
- Eric Godfrey for his devotion to students and their safety and success. He said UW's students are fortunate to have him here.
- UW faculty as they stood firmly together under the leadership of Faculty Senate Chair, JW Harrington. Regent Simon praised the leadership of Faculty Senate Chairs Balick and Harrington and their commitment to faculty and the University.
- Student leaders who displayed great courage and maturity when they were needed on campus and in Olympia.

He thanked Regents for their support. He believes their cultural, geographic, and ideological differences unite them to form a strong board. The Regents, he said, share the single mission of furthering the lives of students with a commitment to, and passion for, the University. The Board's hard work has brought the University to the place it is today, with President Young steering the ship.

Regent Simon said Regent Blake's acceptance of the leadership of the Board is equally meaningful for her as it was to him, adding the legacy and tradition of the Gates family's devotion to the University is equal to none. He said Regent Blake has a Board that will totally support her and said the Regents' office staff is always there when you need them.

Regent Simon's parting words were, "Bon voyage."

Following Regent Simon's remarks, Regent Blake said it is a "Gates family tradition" to recognize significant times in people's lives with an ode. Regent Blake read the following in Regent Simon's honor:

Ode to Herb Simon in Recognition of His Service as Chair of the UW Board of Regents

Let's take a moment to articulate
The reason I am here to pontificate

To put in verse and, yes into rhyme
Some words about this man in his prime

Married to Paula, a UW grad
With Chloe and Stefanie, a great Dad

Herb always knows what's best for Tacoma
Ensuring its scholars a UDub diploma

To San Diego for the Holiday Bowl
Herb called the plays, don't tell a soul

An unexpected event when Emmert gave notice
With Herb at the lead it wasn't so hopeless

A search committee to be led by Dean Testy
Appointments galore Herb made quite deftly

Interim leaders, Lidstrom and Wise
Mary and Phyllis kept their eyes on the prize

And just when I thought all was well
My caller ID again says "Herb's Cell"

A tough negotiator with new Prez Mike Young
For signing our man, his praises were sung

Roaming the halls, both senate and house
Herb made things happen, he was no mouse

A key instigator of a new coalition
He also prevailed for our setting tuition

Wanted to write him a verse in Yiddish
But figured that was way too ambitious

So let's all rise and give Herb a hand
A just recognition for a man so grand

Following applause for Regent Simon, Regent Blake presented him with an engraved gavel; a framed copy of the ode; and a large gavel to commemorate his service as a two-year Board Chair.

Regent Blake noted the standing committee appointments, and other assignments, for 2011-12.

Standing Committees

Academic and Student Affairs	Finance, Audit and Facilities
Joanne Harrell, Chair	Orin Smith, Chair
Craig Cole, Vice Chair	Sally Jewell, Vice Chair
Stan Barer	Jeff Brotman
Bill Gates	Herb Simon
Kelsey Knowles	

Other Appointments and Assignments

UW Medicine Board	Sally Jewell
UW Foundation Board	William H. Gates
UWINCO	Jeff Brotman <i>Appointed September 15, 2011 for a term ending September 30, 2014</i>
	Orin Smith <i>Appointed March 18, 2010 for a term ending March 31, 2013</i>
ACRE	Jeff Brotman <i>Appointed September 17, 2009 for a term ending September 30, 2012</i>
Liaison to Intercollegiate Athletics	Stan Barer

ELECTION OF MEMBERS OF THE EXECUTIVE COMMITTEE

The Bylaws require members of the Executive Committee be elected at the annual September meeting of the Board. Regent Blake recommended all Board members serve as members of the Executive Committee.

MOTION: Upon the motion made by Regent Jewell, a unanimous vote was cast to elect the following members:

Members of the Executive Committee for 2011-12

Kristianne Blake, Chairman, ex officio		
Stanley H. Barer	William H. Gates	Kelsey Knowles
Jeffrey H. Brotman	Joanne Harrell	Herb Simon
Craig W. Cole	Sally Jewell	Orin Smith

DATE FOR NEXT MEETING

The next regular meeting of the Board of Regents will be held on Thursday, October 20, 2011, at UW Medicine South Lake Union. Committee meetings will begin at 8:30 a.m. The full Board meeting is scheduled to begin at 1:00 p.m.

ADJOURNMENT

With no additional business to come before the Board, Regent Blake adjourned the meeting at 2:30 p.m.



Joan Goldblatt
Secretary of the Board of Regents

Approved at the meeting of the Board on October 20, 2011.

Susan Astley, PhD
Chair Faculty Senate
Report to the Regents, September, 2011

Thank you Regent Simon for this opportunity to address the Regents.

I look forward to working with the Board over the coming year. I also look forward to working with our new leadership, President Young and Interim Provost Wadden.

I would like to start with some brief introductions. JW Harrington has taken the position of Vice Chancellor of Academic Affairs at UW Tacoma, leaving his position as SCPB Chair. We are happy to announce that on August 31, Professor Gail Stygall accepted the invitation to fill the role of chair of SCPB for the remainder of the term that ends July 31, 2012. Gail brings to this role her experience as past Faculty Legislative Representative, past Senate chair, and past chair of SCPB. We are grateful to her for accepting this responsibility. I would also like to introduce our new Vice Chair of the Faculty Senate, Jim Gregory, Ph.D., Professor of History and the Harry Bridges Endowed Chair of Labor Studies. He is out of the country this week, but you will have an opportunity to meet him in subsequent meetings.

Last year I had the distinguished opportunity to present to you my life's work at the University of Washington over the past 20 years. This opportunity arose through Interim Provost Lidstrom's efforts last year to showcase the impact University faculty and students have on our community. As a founder and director of the WA State Fetal Alcohol Syndrome Diagnostic & Prevention Network, I have had the unique opportunity to move the field of Fetal Alcohol Spectrum Disorders from discovery to prevention through a seamless collaboration between UW faculty, UW students, and State agencies. Throughout this year, I would like to continue to showcase faculty/student life on campus, both the rewards and the challenges.

I was pleased to read in the paper this morning the Seattle Times and University of Washington are teaming up to do a year-long series of articles "The Greater Good Campaign" to raise public awareness about higher education's precarious funding and the risks this poses to future generations of Washington residents. I applaud this effort and hope to see this transform into an ongoing series.

I would like to comment on a few topics that were raised earlier this morning. Mary Lidstrom presented an update on research funding and its role in our academic mission. She noted the challenges faculty encounter with limited research space and an ever increasing tight funding climate. I can certainly attest to this. Over the course of 20 years, I have amassed an extraordinary volume of data (e.g., fiscal, research, HR, compliance records) that require ready access, but take over more than half of my clinical/research office space to store. The only way out of this space dilemma was to take advantage of 21st century technology and scan, optical character recognize, encrypt, and backup these records. With the purchase of two desktop scanners and the hiring of two remarkable office assistants, we scanned one million pages of documents over the course of six months. Documents that used to require 80 file drawers to store now fit on a single flash drive. I use this as just one example of how we can use today's technology to solve some of our pressing space needs. I hope to see more ready access to scanning technology on the UW campus as conventional photo copy machines slowly get replaced with scanning capability. I also want to applaud the progress the University has made to date to provide more efficient methods for program management (fiscal management, pre and post grant management, course management, HR, etc). I well remember the days when grant submission was all paper and pencil and one literally walked a grant around campus for signature. Grant submission was a very tedious and time consuming endeavor back then. With the advent of SAGE, the process is now fully electronic with centralized storage of all key documents. The time savings, and thus cost savings are immense.

These are just two examples of how I was able to essentially double (or regain) my office space and save over \$100,000 per year due to increased efficiencies gained through programs like MyFinancial Desktop, Grant Tracker, ORCA, and SAGE. I encourage the University to continue to expand and improve these services. I look forward to the day IRB applications are electronically submitted and managed. The impact these efficiencies have on just my program alone are enormous and necessary if I am to continue to succeed.

VII. STANDING COMMITTEES

A. Academic and Student Affairs Committee

Academic and Administrative Appointments

RECOMMENDED ACTION

It is the recommendation of the administration and the Academic and Student Affairs Committee the Board of Regents approve the appointments to the University faculty and administration as presented on the attached list.

Attachment

Personnel Recommendations

ADMINISTRATIVE APPOINTMENTS

Administration

Office of the Provost

Wadden, Douglas James

Interim Provost, effective 10/1/2011

Continuing Appointments:

- Professor, Art
- Executive Vice Provost for Academic Affairs

Degrees:

- MFA, 1970, Yale University
- BFA, 1968, Rochester Institute of Technology

College of Arts and Sciences

Department of Biology

Ammirati, Joseph Frank

Acting Chair, Biology, effective 7/16/2011

Continuing Appointments:

- Professor, Biology
- Adjunct Curator, Arts and Sciences
- Adjunct Professor, Forest Resources

Degrees:

- PhD, 1972, University of Michigan
- MA, 1967, San Francisco State
- BA, 1965, San Francisco State

Department of Linguistics

Zagona, Karen Thordis

Acting Chair, Linguistics, effective 9/1/2011

Continuing Appointments:

- Professor, Linguistics
- Adjunct Professor, Romance Languages and Literature

Degrees:

- PhD, 1982, University of Washington
- BA, 1977, Portland State University

Department of Near Eastern Languages and Civilization

Stacey, Robert Charles

**Acting Chair, Near Eastern Languages and Civilization,
effective 7/1/2011**

Continuing Appointments:

- Professor, History
- Divisional Dean, Arts and Sciences

Degrees:

- PhD, 1983, Yale University
- MPHIL, 1979, Yale University
- MA, 1978, Yale University
- BA, 1975, Williams College

Department of Sociology

Herting, Jerald Roy

Chair, Sociology, effective 7/1/2011

Continuing Appointments:

- Research Professor, Psychosocial and Community Health
- Research Professor, Sociology

Degrees:

- PhD, 1987, University of Washington
- MA, 1977, State University of New York (Stony Brook)
- BA, 1975, University of Washington

Business School

Department of Information Systems and Operations Management

Moinzadeh, Kamran

Chair, Information Systems and Operations Management, effective 7/1/2011

Continuing Appointments:

- Professor, Information Systems and Operations Management
- Adjunct Professor, Industrial and Systems Engineering

Degrees:

- PhD, 1985, Stanford University
- MS, 1982, Stanford University
- BA, 1981, University of California (San Diego)

College of Engineering

Department of Electrical Engineering

Jandhyala, Vikram

Chair, Electrical Engineering, effective 9/16/2011

Continuing Appointment:

- Professor, Electrical Engineering

Degrees:

- PhD, 1998, University of Illinois (Urbana)
- MSEE, 1995, University of Illinois (Urbana)
- BTech, 1993, Indian Institute of Technology (India)

Department of Industrial and Systems Engineering

Zabinsky, Zelda Barbara

Acting Chair, Industrial and Systems Engineering, effective 9/16/2011

Continuing Appointments:

- Professor, Industrial and Systems Engineering
- Adjunct Professor, Civil and Environmental Engineering
- Adjunct Professor, Electrical Engineering
- Adjunct Professor, Mechanical Engineering
- Associate Chair, Industrial and Systems Engineering

Degrees:

- PhD, 1985, University of Michigan
- MS, 1984, University of Michigan
- BS, 1977, University of Puget Sound

School of Law

School of Law

Watts, Kathryn A.

Associate Dean, Law, effective 9/16/2011

Continuing Appointment:

- Associate Professor, Law

Degrees:

- JD, 2001, Northwestern University
- BS, 1998, Northwestern University

University of Washington, Tacoma

University of Washington, Tacoma

Harrington, James William Jr.

Vice Chancellor, Tacoma , effective 9/1/2011

Degrees:

- PhD, 1983, University of Washington
- MA, 1980, University of Washington
- AB, 1977, Harvard University

MacDonald, Ginger Louise

Associate Vice Chancellor, Tacoma , effective 7/1/2011

Continuing Appointment:

- Professor, Education, Tacoma

Degrees:

- PhD, 1990, University of Washington
- MA, 1982, Seattle Pacific University
- BA, 1974, Seattle Pacific University

University Libraries

University Libraries

Bardyn, Tania P.

Associate Dean of University Libraries, Libraries, effective 10/7/2011

Director, Libraries, effective 10/7/2011

Degrees:

- Master Of Library And Information Science, 1996, University of Western Ontario (Canada)
- BA, 1993, Queens University

ENDOWED APPOINTMENTS

College of Arts and Sciences

Jackson School of International Studies

Pianko, Noam

Lucia S. and Herbert L. Pruzan Endowed Professorship in Jewish Studies, effective 7/1/2011

Continuing Appointments:

- Assistant Professor, International Studies
- Adjunct Assistant Professor, History

Degrees:

- PhD, 2004, Yale University
- BA, 1995, Brown University

School of Art

Lin, Zhi

Floyd and Delores Jones Endowed Professorship in the Arts, effective 9/16/2011

Continuing Appointment:

- Professor, Art

Degrees:

- MFA, 1992, University of Delaware
- MFA, 1989, University of London (UK)
- BFA, 1982, China National Academy of Fine Arts

School of Dance

Wiley, Hannah Christine

Floyd and Delores Jones Endowed Chair in the Arts, effective 9/16/2011

Continuing Appointment:

- Professor, Dance

Degrees:

- MA, 1981, New York University
- BA, 1973, University of Washington

School of Drama

Johnson, David Odai

Floyd and Delores Jones Endowed Professorship in the Arts, effective 9/16/2011

Continuing Appointment:

- Associate Professor, Drama

Degrees:

- PhD, 1994, University of Texas (Austin)
- MFA, 1990, University of Utah
- BA, 1987, University of Utah

Business School

Department of Finance and Business Economics

Siegel, Stephan

Long Endowed Professorship, effective 1/1/2012

Continuing Appointment:

- Assistant Professor, Finance and Business Economics

Degrees:

- PhD, 2006, Columbia University
- MPHIL, 2002, Columbia University
- BSC, 1995, Bayreuth University (Germany)

Department of Management and Organization

Dooley, Emer

Lawrence P. Hughes Endowed Professorship in Innovation and Entrepreneurship, effective 7/1/2011

Continuing Appointment:

- Affiliate Instructor, Management and Organization

Degrees:

- PhD, 2000, University of Washington
- MBA, 1992, University of Washington
- MEng, 1986, University of Limerick (Ireland)
- BSC, 1982, University of Limerick (Ireland)

Department of Marketing and International Business

Shulman, Jeffrey D.

Michael G. Foster Endowed Fund for Faculty, effective 7/1/2011

Continuing Appointment:

- Assistant Professor, Marketing and International Business

Degrees:

- PhD, 2006, Northwestern University
- BA, 2001, Northwestern University

NEW APPOINTMENTS

College of Built Environments

Department of Landscape Architecture

Smith, Luanne

Senior Lecturer, Part-time, Landscape Architecture, effective 9/16/2011

Prior UW Appointment:

Senior Lecturer, Part-time, Landscape Architecture

Degrees:

- BLA, 1984, University of Oregon
- MLA, 1984, University of Oregon
- BS, 1974, University of Edinboro

College of Arts and Sciences

Department of American Ethnic Studies

Pinedo-Turnovsky, Carolyn

Assistant Professor, American Ethnic Studies, effective 9/16/2012

Degrees:

- PhD, 2006, City University of New York
- MA, 2003, City University of New York
- BA, 1996, Columbia University

Department of Chemistry

Carroll, Andrea D.

Lecturer, Full-time, Chemistry, effective 9/16/2011

Prior UW Appointment:

Acting Instructor, Chemistry

Degrees:

- PhD, 2003, University of Washington
- MS, 2001, University of Washington
- BS, 1997, Creighton University

Department of Physics

Fleischer, Frank Uwe Helmut

Research Assistant Professor, Physics, effective 11/1/2011

Prior UW Appointment:

Research Associate, Physics

Degrees:

- PhD, 2005, University of Heidelberg (Germany)
- Diploma, 2001, University of Heidelberg (Germany)

School of Music

Crusoe, Michael Elmore

Artist In Residence, Music, effective 9/16/2011

Prior UW Appointment:

Artist In Residence, Music

Degree:

- Bachelor of Music (BMus), 1974, University of Missouri

Business School

Department of Accounting

Palmrose, Zoe-Vonna

Visiting Professor, Accounting, effective 7/16/2011

Prior Non-UW Appointment:

Professor, Accounting, University of Southern California

Degrees:

- PhD, 1982, University of Washington
- MBA, 1978, University of Washington
- BS, 1968, Oregon State University

College of Education

College of Education

Halverson, Thomas Joseph

Senior Lecturer, Full-time, Education, effective 7/1/2011

Prior UW Appointment:

Teaching Associate, Education

Degrees:

- PhD, 1996, University of Washington
- MED, 1990, Western Washington University
- BA, 1981, Western Washington University

College of Engineering

Department of Computer Science and Engineering

Holmes, Reid Thomas

Visiting Assistant Professor, Computer Science and Engineering, effective 7/18/2011

Prior Non-UW Appointment:

Assistant Professor, Computer Science, University of Waterloo

Degrees:

- PhD, 2009, University of Calgary (Canada)
- MSC, 2004, University of British Columbia (Canada)
- BSC, 2002, University of British Columbia (Canada)

Department of Mechanical Engineering

Posner, Jonathan D

Associate Professor, Mechanical Engineering, effective 9/1/2011

Prior Non-UW Appointment:

Assistant Professor, Chemical Engineering, Arizona State University

Assistant Professor, Mechanical & Aerospace Engineering, Arizona State University

Prior UW Appointment:

Affiliate Associate Professor, Mechanical Engineering

Degrees:

- PhD, 2001, University of California (Irvine)
- MS, 1998, University of California (Irvine)
- MS, 1997, von Karman Institute for Fluid Dynamics
- BS, 1995, University of California (Irvine)

College of the Environment

Department of Earth and Space Sciences

Jacobson, Abram R.

Research Professor, Earth and Space Sciences, effective 9/1/2011

Prior UW Appointment:

Affiliate Professor, Earth and Space Sciences

Degrees:

- PhD, 1974, Harvard University
- BA, 1970, Amherst College

School of Aquatic and Fishery Sciences

Anderson, Christopher M.

Associate Professor, Aquatic and Fishery Sciences, effective 1/1/2012

Prior Non-UW Appointment:

Associate Professor, Environmental and Natural Resource Economics, University of Rhode Island

Degrees:

- PhD, 2001, California Institute of Technology
- Scientiæ Baccalaureus (ScB), 1996, Brown University

School of Forest Resources

Rodriguez Abad, Isabel

Visiting Assistant Professor, Forest Resources, effective 9/12/2011

Prior Non-UW Appointment:

Assistant Professor, School of Building Engineering, Polytechnic University of Valencia

Degrees:

- PhD, 2010, Polytechnic University of Valencia (Spain)
- MSC, 1999, Polytechnic University of Valencia (Spain)
- BS, 1996, Polytechnic University of Valencia (Spain)

School of Law

School of Law

Goodman, Carl

Visiting Professor, Law, effective 12/16/2011

Prior Non-UW Appointment:

Adjunct Professor, Law, Georgetown University

Adjunct Professor, Law, George Washington University

Degrees:

- Master Of Laws, 1966, Georgetown University
- JD, 1961, Brooklyn Law School
- BBA, 1957, City University of New York (City College)

Manheim, Elisabeth

Visiting Assistant Professor, Law, effective 9/16/2011

Prior Non-UW Appointment:

Associate, Perkins Coie LLP

Degrees:

- JD, 2005, Yale University
- BA, 2002, Yale University

School of Medicine

Department of Anesthesiology and Pain Medicine

Wright, David Robert

Associate Professor without Tenure, Anesthesiology and Pain Medicine, effective 8/1/2011

Prior Non-UW Appointment:

Assistant Professor, Anesthesiology, Duke University

Degree:

- Bachelor Of Medicine (BM), 1990, University of Southampton (UK)

Department of Biological Structure

Bair, Wyeth Daniel

Assistant Professor without Tenure, Biological Structure, effective 10/1/2011

Degrees:

- PhD, 1996, California Institute of Technology
- BS, 1988, Pennsylvania State University

Department of Family Medicine

Ross, Valerie Regina

Senior Lecturer, Full-time, Family Medicine, effective 9/1/2011

Prior UW Appointment:

Lecturer Full-Time, Family Medicine

Degrees:

- MS, 1994, Seattle Pacific University
- BA, 1979, Swarthmore College

Department of Immunology

Pepper, Marion

Assistant Professor, Immunology, effective 8/1/2011

Degrees:

- PhD, 2006, University of Pennsylvania
- BS, 1995, Whitman College

Department of Medicine

Compton, Nicholas Lee

Assistant Professor without Tenure, Medicine, effective 8/1/2011

Degrees:

- MD, 2002, University of Washington
- BS, 1998, Montana State University

Dong, Jing-Fei

Professor without Tenure, Medicine, effective 8/1/2011

Prior Non-UW Appointment:

Professor, Medicine, Baylor College of Medicine

Degrees:

- PhD, 1993, University of Birmingham (UK)
- MS, 1989, Tianjin University (China)
- MD, 1984, Lanzhou University (China)

Green, Damian Jonathan

Assistant Professor without Tenure, Medicine, effective 7/1/2011

Prior UW Appointment:

Acting Instructor, Medicine

Degrees:

- MD, 2000, Ohio State University
- BA, 1992, Miami University (Ohio)

Horne, David John

Assistant Professor without Tenure, Medicine, effective 8/1/2011

Prior UW Appointment:
Acting Instructor, Medicine

Degrees:

- MPH, 2009, University of Washington
- MD, 2000, University of California (San Francisco)
- BA, 1992, Stanford University

Krieger, Eric Viertel

Assistant Professor without Tenure, Medicine, effective 8/15/2011

Degrees:

- MD, 2002, Mt. Sinai School of Medicine
- BA, 1997, Amherst College

Ortiz, Justin Redding

Assistant Professor without Tenure, Medicine, effective 8/1/2011

Prior UW Appointment:
Acting Instructor, Medicine

Degrees:

- MD, 2002, University of California (San Francisco)
- BA, 1995, Dartmouth College

Ramakrishnan, Aravind

Assistant Professor without Tenure, Medicine, effective 7/1/2011

Prior UW Appointment:
Acting Instructor, Medicine

Degrees:

- MD, 2001, University of Medicine & Dentistry of New Jersey
- BS, 1997, Rutgers University

Shah, Sachita Pramochandra

Assistant Professor without Tenure, Medicine, effective 8/1/2011

Prior Non-UW Appointment:
Assistant Professor, Emergency Medicine, Brown University

Degrees:

- MD, 2004, University of Washington
- BA, 1998, Wesleyan College

Department of Neurological Surgery

Lee, Amy

Assistant Professor without Tenure, Neurological Surgery, effective 8/1/2011

Degrees:

- MD, 2003, University of Texas (San Antonio)
- BBA, 1995, College of William and Mary

Department of Neurology

Amlie-Lefond, Catherine Marion

Associate Professor without Tenure, Neurology, effective 8/22/2011

Prior Non-UW Appointment:

Associate Professor, Neurology, Medical College of Wisconsin

Degrees:

- MD, 1989, University of California (Los Angeles)
- BA, 1985, University of California (Irvine)
- BS, 1985, University of California (Irvine)

Wang, Leo Hong-Li

Assistant Professor without Tenure, Neurology, effective 8/1/2011

Degrees:

- MD, 2005, Washington University
- PhD, 2005, Washington University
- BA, 1997, University of California (Berkeley)

Department of Obstetrics and Gynecology

Jolley, Jennifer Adams

Assistant Professor without Tenure, Obstetrics and Gynecology, effective 8/1/2011

Prior Non-UW Appointment:

Clinical Instructor, Obstetrics and Gynecology, University of California, Irvine School of Medicine

Degrees:

- MD, 2004, University of California (Irvine)
- BA, 1998, Stanford University

Department of Pediatrics

Bull, Marta Eileen

Research Assistant Professor, Pediatrics, effective 8/1/2011

Prior Non-UW Appointment:

Research Scientist, Seattle Children's Research Institute

Degrees:

- PhD, 2002, North Carolina State University
- MS, 1999, North Carolina State University
- BS, 1994, Washington State University

Farris, Reid William

Assistant Professor without Tenure, Pediatrics, effective 9/1/2011

Prior UW Appointment:

Fellow, Pediatrics

Degrees:

- MS, 2011, University of Washington
- MD, 2005, University of North Dakota
- BA, 1999, Pacific Lutheran University

Hsu, Evelyn Kanyu

Assistant Professor without Tenure, Pediatrics, effective 8/15/2011

Degrees:

- MD, 2003, University of Wisconsin
- BS, 1998, University of Wisconsin

Kronman, Matthew P.

Assistant Professor without Tenure, Pediatrics, effective 8/15/2011

Degrees:

- MSCE, 2011, University of Pennsylvania
- MD, 2003, Yale University
- BA, 1998, Yale University

Law, Sabrina Pia

Assistant Professor without Tenure, Pediatrics, effective 9/1/2011

Degree:

- Bachelor of Medicine, Bachelor of Surgery (MB BS), 2003, St. John's Medical College (India)

Striegl, Amanda Michele

Assistant Professor without Tenure, Pediatrics, effective 8/15/2011

Prior Non-UW Appointment:

Private practice, Oakland Children's Hospital

Degrees:

- MS, 2010, University of Washington
- MD, 2004, University of Colorado (Denver)
- BA, 1999, Colorado College

Department of Radiation Oncology

Ermoian, Ralph Philip

Assistant Professor without Tenure, Radiation Oncology, effective 8/1/2011

Prior UW Appointment:

Resident, Radiation Oncology

Degrees:

- MD, 2003, University of California (San Francisco)
- MS, 1993, Stanford University
- AB, 1992, Stanford University

Department of Radiology

Andre, Jalal B

Assistant Professor without Tenure, Radiology, effective 8/1/2011

Degrees:

- MD, 2004, Drexel University
- BS, 1992, University of California (Riverside)

Iyer, Ramesh Subramaniam

Assistant Professor without Tenure, Radiology, effective 7/18/2011

Prior UW Appointment:
Fellow, Radiology

Degrees:

- MD, 2005, New York University
- BA, 2001, Brown University

Kwan, Sharon Wing-Yi

Assistant Professor without Tenure, Radiology, effective 7/25/2011

Degrees:

- MD, 2005, Stanford University
- BS, 1999, Yale University

Vaidya, Sandeep

Assistant Professor without Tenure, Radiology, effective 7/1/2011

Prior UW Appointment:
Fellow, Radiology

Degree:

- Bachelor of Medicine, Bachelor of Surgery (MB BS), 1995, University of Bombay

Department of Surgery

Sun, Jack Cheng Jeh

Assistant Professor without Tenure, Surgery, effective 8/1/2011

Degrees:

- MSC, 2007, McMaster University (Canada)
- MD, 2004, University of Toronto (Canada)
- BSC, 2000, University of Toronto (Canada)

Sweet, Matthew P

Assistant Professor without Tenure, Surgery, effective 8/15/2011

Degrees:

- MS, 2007, University of California (San Francisco)
- MD, 2002, University of Southern California
- BA, 1998, Dartmouth College

School of Nursing

Department of Psychosocial and Community Health

Sadak, Tatiana

Acting Assistant Professor, pending Ph.D., Psychosocial and Community Health, effective 9/9/2011

Degrees:

- MN, 2008, University of Washington
- BSN, 2006, University of Washington
- BA, 1997, Seattle Pacific University

Daniel J. Evans School of Public Affairs

Daniel J. Evans School of Public Affairs

Stone, Melissa M.

Visiting Professor, Public Affairs, effective 9/16/2011

Prior Non-UW Appointment:

Professor, University of Minnesota

Degrees:

- PhD, 1989, Yale University
- MPM, 1982, Yale University
- BA, 1970, University of Pennsylvania

School of Social Work

School of Social Work

Eddy, John Mark

Research Professor, Social Work, effective 7/1/2011

Degrees:

- PhD, 1992, University of Oregon
- MS, 1988, University of Oregon
- BS, 1985, Texas A&M University

University of Washington, Bothell

Business Program, Bothell

Chatterjee, Joydeep

Assistant Professor, Business, Bothell, effective 9/16/2011

Degrees:

- PhD, 2011, University of Pennsylvania
- MS, 2007, University of Pennsylvania
- MBA, 2002, Georgetown University
- Bachelor Of Engineering, 1997, Jadavpur University (India)

Kochanski, Mark Alan

Senior Lecturer, Full-time, Business, Bothell, effective 9/16/2011

Prior UW Appointment:

Senior Lecturer, Part-time, Computing and Software Systems, Bothell

Degrees:

- MS, 1984, Purdue University
- BS, 1982, Purdue University

Palm, Philip J.

Lecturer, Full-time, Business, Bothell, effective 9/16/2011

Prior UW Appointment:

Lecturer Part-Time, Business, Bothell

Degrees:

- MBA, 1983, University of Washington
- BA, 1980, University of Utah

Sen, Pradyot K.

Professor, Business, Bothell, effective 9/16/2012

Degrees:

- PhD, 1985, Columbia University
- MPHIL, 1984, Columbia University
- BTech, 1969, India Institute of Technology

Computing and Software Systems Program, Bothell

McCarthy, Joseph F.

Senior Lecturer, Full-time, Computing and Software Systems, Bothell, effective 9/16/2011

Prior UW Appointment:

Lecturer Part-Time, Institute of Technology, Tacoma

Degrees:

- PhD, 1996, University of Massachusetts
- MS, 1985, Rensselaer Polytechnic Institute
- BA, 1983, Ripon College

Science and Technology, Bothell

Ghirmai, Tadesse

Assistant Professor, Science and Technology, Bothell, effective 9/16/2011

Prior UW Appointment:

Lecturer, Full-time, Science and Technology, Bothell

Degrees:

- PhD, 2004, Stony Brook University
- MSEE, 1995, University of South Florida
- BSC, 1988, Addis Ababa University (Ethiopia)

University of Washington, Tacoma

Interdisciplinary Arts and Sciences Program, Tacoma

Eaton, Julie

Assistant Professor, Interdisciplinary Arts and Sciences, Tacoma, effective 9/16/2011

Prior Non-UW Appointment:

Visiting Assistant Professor, Mathematics and Computer Science, University of Puget Sound

Degrees:

- PhD, 2010, University of Washington
- MS, 2009, University of Washington
- BA, 2002, University of Rochester

Harrington, James William Jr.

Professor, Interdisciplinary Arts and Sciences, Tacoma, effective 9/1/2011

Prior UW Appointment:

Professor, Geography

Degrees:

- PhD, 1983, University of Washington
- MA, 1980, University of Washington
- AB, 1977, Harvard University

Kula, Michael

**Assistant Professor, Interdisciplinary Arts and Sciences,
Tacoma, effective 9/16/2011**

Prior Non-UW Appointment:

Assistant Professor and Writer-in-Residence, English and
Modern Languages, Carroll University

Degrees:

- MFA, 1999, Emerson College
- BA, 1995, Vanderbilt University

Urban Studies Program, Tacoma

Harrington, James William Jr.

Professor, Urban Studies, Tacoma, effective 9/1/2011

Prior UW Appointment:

Professor, Geography

Degrees:

- PhD, 1983, University of Washington
- MA, 1980, University of Washington
- AB, 1977, Harvard University

VII. STANDING COMMITTEES

A. Academic and Student Affairs Committee

Department of Gender, Women and Sexuality Studies – Graduate Certificate Name ChangeRECOMMENDED ACTION:

It is the recommendation of the administration and the Academic and Students Affairs Committee that the Board of Regents grant authority to the Department of Gender, Women and Sexuality Studies to change the name of the Graduate Certificate in Women Studies to the Graduate Certificate in Feminist Studies, effective Autumn Quarter, 2011. The graduate certificate was granted provisional status in 2009, with a review scheduled in the 2014-2015 academic year.

BACKGROUND:

In April 2009, the Graduate School received a proposal from the then Department of Women Studies requesting authority to offer the Graduate Certificate in Women Studies. Implementation of the Graduate Certificate Program was planned for Autumn Quarter 2009.

The Graduate School Council considered the proposal on May 21, 2009. The Council recommended unanimously that the proposal be approved and that it be forwarded to the Board of Regents for final approval. The Vice Provost and Dean of the Graduate School concurred with the Council's recommendation. In June 2009, the Board of Regents granted authority to the graduate faculty of the then Department of Women Studies to offer the Graduate Certificate in Women Studies.

A change in name for the Graduate Certificate is consistent with the recent change of the department's name and provides a broader sense of the curriculum for prospective students. The Interim Provost and Executive Vice President approved the request from the Department of Women Studies faculty to change the name to the Department of Gender, Women and Sexuality Studies, effective March 1, 2011. Additionally, the Graduate Certificate in Feminist Studies provides students outside of the Department to gain a foundational understanding of feminist theory and analysis, and it gives students the opportunity to integrate gender, women's and feminist studies in their respective disciplines.

The Dean of the College of Arts and Sciences, the Vice Provost and Dean of the Graduate School, and the Provost have reviewed and approved the recommendation. Higher Education Coordinating Board approval is not required for the Graduate Certificate name change.

VII. STANDING COMMITTEES

A. Academic and Student Affairs Committee

Update on Research Funding: Preparing for a Decrease in Federal Funding

This will be an oral report for information only.

Attachment

Update on Research Funding: Preparing for a Decrease in Federal Funding

Update on Research Funding: Preparing for a Decrease in Federal Funding

Mary Lidstrom
Vice Provost for Research



9/15/2011

Role of Research in our Academic Mission

- Funds experiential learning for graduate students and undergraduate students
 - Estimated to be \$200M in FY11
 - Impacts on the order of 5000 students each year



- Funds high-level discovery that contributes to our knowledge base and our reputation
 - One of our three core missions



9/15/2011

Role of Research in our Instructional Mission



Myth: strong researchers are poor teachers

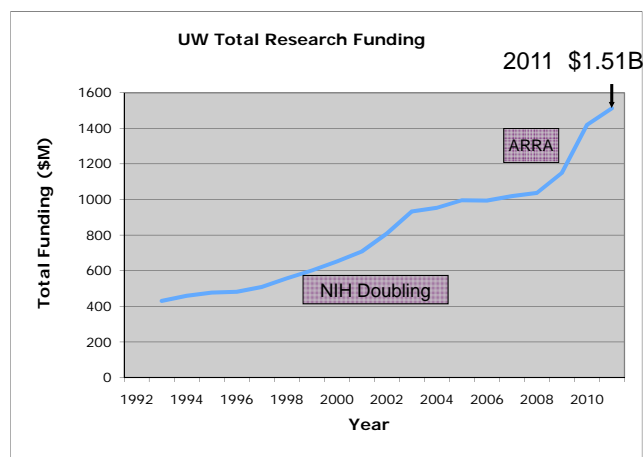
Fact: 1/3 of our distinguished teaching award winners are also strong researchers; over half of the Brotman awards have gone to programs with strength in research

Fact: strong researchers bring the excitement of their discoveries into the classroom

Fact: research enhances the instructional mission inside and outside the classroom

9/15/2011

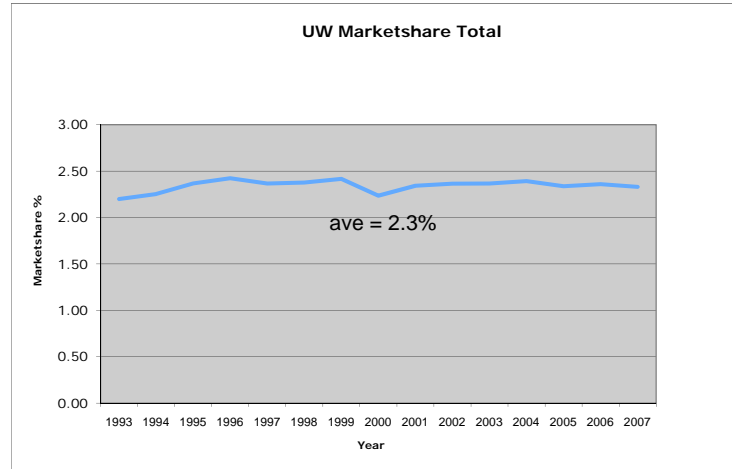
UW Grant & Contract Funding Trends 1991 - 2011



- Research funding has doubled twice in the past 20 years
- Major increases during the period of NIH doubling 1998-2003.

9/15/2011

UW Marketshare of Federal Research Funding has Remained Constant



Last 4 years, our marketshare has gone up
Currently estimated at 2.6%

9/15/2011

Positive Signs of Strong Competitiveness

Federal marketshare is increasing

ARRA marketshare was high

NSF and NIH marketshare = 2%

ARRA marketshare = 2.8%

Why are we so competitive?

Main drivers:

New research space that has come online in the past few years

High quality faculty do well in a tight funding climate

We have both breadth and depth

9/15/2011

Predicted Decreases in Federal Research Funding from Debt Reduction Plan

From *Science*, Aug. 12
FY12, FY13: no significant decrease
FY14: 7-10% decrease

We predict an increasing marketshare will counterbalance decreases in total funding

In FY12, due to loss of ARRA funds, we may drop ~5%
In FY13, we should increase back to FY11 levels
In FY14 we may experience a small net drop

9/15/2011

Modeling a 5% Decrease Over 3 years shrinkage of the research enterprise

5% decrease of federal funding = \$52.5M
Decreased funding for graduate students
Fewer research-related employees
Fewer publications and research breakthroughs

In the state:
Loss of jobs and tax revenue

How is the UW responding?

9/15/2011

Response if Research Funding Declines 5%

Timing provides 2-3 years for a planned and phased response

Fixed costs cannot be mitigated (mainly debt service)

All other costs can be phased down over a few years

- Fewer graduate students admitted
- Fewer post-docs hired
- Some projects carried out in leased space could move to UW space
- Support infrastructure phased down through attrition

9/15/2011

Proactive Steps to Maintain Competitiveness

- Focus on recruiting and retaining top faculty
- Targeted investment in key research facilities
- Targeted investment in infrastructure for increasing our marketshare

9/15/2011

SUMMARY

Increasing competitiveness suggests impacts of decreased federal research funding at UW as a whole will be relatively minor

Specific areas may have a very difficult time

Nevertheless, we know how to downsize the research enterprise and have considered steps to take

9/15/2011

VII. STANDING COMMITTEES

A. Academic and Student Affairs

in Joint Session with

B. Finance, Audit and Facilities Committee

150th Anniversary Planning Update

This will be an oral report for information only.

OUR 150TH ANNIVERSARY

ACADEMIC YEAR 2011-2012

SEPTEMBER 15, 2011

Goals and Objectives

- Raise positive awareness
- Demonstrate UW's vital impact
- Engage the UW family
- Broad multi-campus participation

Process

Market research

- Peer universities, NGOs and previous UW anniversaries

UW internal research

- Focus groups and 1:1 interviews across campus

Campus input

- Unit meetings
- Marketing Roundtable
- Campus 150th Working Committee
- Marketing Executive Advisors

10,000 foot view

Underlying thinking

- Leverage the great activities already going on
- Invest in new traditions and assets that will last

Three main elements to 150th

- Ensure an integrated campaign
- Encourage participation from campus partners
- Enable units to lead their own efforts while providing consistent messaging and branding

Messaging

“Over the past 150 years, the University of Washington and the people of Washington state have worked together to create one of the most livable, innovative and vibrant areas of the nation. As we take this moment to recognize our shared accomplishments, we look ahead with excitement to what the next 150 years will bring.”



Implementation

Overarching Integrated 150th Campaign

- Television
- Print
- Online
- Radio
- Events
- Banners
- Traveling exhibit
- Resources supporting campus partners



150th External Partners

Sponsors

- T-Mobile
- Microsoft



Media Partners

- KING-TV
- The Seattle Times



Television

Media partnership with KING-TV/Belo

- Statewide coverage: KING5, KONG16, NWCN , Universal Sports, KREM
- Spots run mid-September to mid-November
- 150th Logo on news tickers

Three TV spots

- UW highlights
- UW and Boeing
- Curing blindness (UW Medicine partnership)

Segments on “Evening Magazine” and “New Day Northwest”

KING-TV talent at UW Events

Print



Partnership with Seattle Times

- Advertising across the year
- W Day (11/4/11)
 - Special UW-focused insert
 - Paper delivered in purple bags with white W

Columns Magazine

Husky Football & Basketball programs



UNIVERSITY of WASHINGTON

UW HOME | DIRECTIONS | CALENDAR | LIBRARIES | MAPS | MY UW

Search the UW GO

Donate to the UW

1861 **150** 2011

Welcome | Tell your story | Timeline | Videos | Partners | Events

150 years of history in the making... and counting

Over the past 150 years, the University of Washington and the people of Washington state have worked together to create one of the most fertile, innovative and vibrant areas of the nation. As we look back on our shared accomplishments, we move forward with excitement about what the next 150 years will bring.

The stories on our timeline chronicle the history of the UW, but there's more to tell. We invite you to share your *memories*, which will be considered for inclusion on the *UW Timeline*.

Launch timeline

Featured event

UW 150th kickoff

The UW's 150th anniversary year will officially kick off on Sept. 13, 2011, with a media event at the Fairmont Olympic hotel in downtown Seattle, site of the original UW campus. Celebratory 150th events will be held throughout the year. Please visit the events page for more information. Contact Jean Hayes for more on the kickoff.



Calendar

- Sept. 9 Annual Recognition Gala
- Sept. 13 150th kickoff
- Nov. 4 "W" Day
- April 12-18 HuskyFest 2012
- May 4, 2012 The College of Arts & Sciences Timeless Awards

[Details](#)

Info for the news media

Get backgrounds, photos, logos and more. Visit our media page (coming soon).



UW Online Promotions

UW Homepage

- Logo, headers, “Discover” area, and ongoing stories

UW Facebook

- Special 150th anniversary tab

UW Twitter

- Promotion campaign for 150th anniversary on @uw

UW Partners

- artsci.washington.edu/150/
- uwtv.org
- artsuw.org
- gohuskies.com
- kexp.org

External Online Promotions

SeattleTimes.com

- 150th ads all year
- Homepage “takeover” on W Day

KING5.com

- 150th ads all year
- Homepage “takeover” on W Day

Bing

- Homepage displays historic photos of UW on W Day

Facebook

- Cross promotion on Microsoft and T-Mobile Facebook pages



Radio - KEXP

Top-of-hour acknowledgement

Ads focusing on

- 150th overall
- Specific events
- Campus partner activities

Partnering on events



Events



- Annual Recognition Gala (Sept. 9, 2011)
- **150th Media Kickoff (Sept. 13, 2011)**
- Lectures (throughout the year)
- Convocation (Sept. 25, 2011)
- Dawg Daze (Sept. 23 – Oct. 1, 2011)
- President's Annual Address (Oct. 12, 2011)
- Dawg Dash (Oct. 23, 2011)
- Homecoming (Oct. 28, 2011)
- **W Day (Nov. 4, 2011)**
- **HuskyFest (April 18-21, 2012)**
- **Arts & Sciences Timeless Awards (May 4, 2012)**
- Commencement (Jun. 9, 2012)

Media Kick Off



September 13 kick-off event at the Fairmont Olympic Hotel, featuring President Young, Governor Gregoire, Mayor McGinn, and King County Executive Constantine

Goals

- Make the media aware of the year's coming events and media opportunities
- Garner earned media around the UW's anniversary to raise public awareness of the UW and our impact on our state over 150 years

W Day – UW’s Birthday 11/4/11

A day for Huskies all over the world to celebrate how the UW shaped their lives and demonstrate how it impacts the world

On campus

- Pep rally, birthday cake cutting and KJR broadcast in Red Square

Around the world

- Online activities and parties coordinated by local alumni chapters

In the media

- Seattle Times insert and purple bag, King 5 broadcasts, King 5 and Seattle Times homepage “takeovers,” Bing search page, television ads and KEXP radio

Community partners

- Special discounts and turning unexpected items purple

Husky Fest April 18-21, 2012

Free four-day campus event centered in Red Square Pavilion showcasing art, music, academics, athletics and more



Students: concerts, performances and exhibits



Prospective students: Friday field trips and Saturday open houses

Alumni and public: Saturday campus-wide festival with open houses, displays and activities; and guided tours

Media: Seattle Times and King5.com ads, King 5 broadcasts, and KEXP radio partnership

Campus Banners

150th street banners posted around our three campuses and downtown, as well as portable banners for use at events



Traveling History Wall

UNIVERSITY of WASHINGTON

150

YEARS 1861-2011

Together we make history.

Over the past 150 years, the University of Washington and Washington state have worked together to create one of the most innovative, vibrant and livable places in the world. Together, we've shared big dreams and great accomplishments. As we take this moment to recognize an important milestone, we look ahead with excitement to what the next 150 years will bring. Find out more at uw.edu/150

1. In 1861, the University of Washington was founded as the Territorial University of Washington.
2. The University of Washington was the first American university to offer a Bachelor of Science degree.
3. The University of Washington was the first American university to offer a Bachelor of Arts degree.
4. The University of Washington was the first American university to offer a Bachelor of Engineering degree.
5. The University of Washington was the first American university to offer a Bachelor of Law degree.
6. The University of Washington was the first American university to offer a Bachelor of Medicine degree.
7. The University of Washington was the first American university to offer a Bachelor of Divinity degree.
8. The University of Washington was the first American university to offer a Bachelor of Music degree.
9. The University of Washington was the first American university to offer a Bachelor of Fine Arts degree.
10. The University of Washington was the first American university to offer a Bachelor of Social Work degree.
11. The University of Washington was the first American university to offer a Bachelor of Public Health degree.
12. The University of Washington was the first American university to offer a Bachelor of Education degree.
13. The University of Washington was the first American university to offer a Bachelor of Business Administration degree.
14. The University of Washington was the first American university to offer a Bachelor of Journalism degree.
15. The University of Washington was the first American university to offer a Bachelor of International Studies degree.
16. The University of Washington was the first American university to offer a Bachelor of Environmental Studies degree.
17. The University of Washington was the first American university to offer a Bachelor of Architecture degree.
18. The University of Washington was the first American university to offer a Bachelor of Art Therapy degree.
19. The University of Washington was the first American university to offer a Bachelor of Applied Behavior Analysis degree.
20. The University of Washington was the first American university to offer a Bachelor of Public Administration degree.
21. The University of Washington was the first American university to offer a Bachelor of Human Services degree.
22. The University of Washington was the first American university to offer a Bachelor of Information Systems degree.
23. The University of Washington was the first American university to offer a Bachelor of Computer Science degree.
24. The University of Washington was the first American university to offer a Bachelor of Computer Engineering degree.
25. The University of Washington was the first American university to offer a Bachelor of Software Engineering degree.
26. The University of Washington was the first American university to offer a Bachelor of Data Science degree.
27. The University of Washington was the first American university to offer a Bachelor of Cybersecurity degree.
28. The University of Washington was the first American university to offer a Bachelor of Bioinformatics degree.
29. The University of Washington was the first American university to offer a Bachelor of Biotechnology degree.
30. The University of Washington was the first American university to offer a Bachelor of Nanotechnology degree.
31. The University of Washington was the first American university to offer a Bachelor of Space Studies degree.
32. The University of Washington was the first American university to offer a Bachelor of Environmental Science degree.
33. The University of Washington was the first American university to offer a Bachelor of Environmental Policy degree.
34. The University of Washington was the first American university to offer a Bachelor of Environmental Planning degree.
35. The University of Washington was the first American university to offer a Bachelor of Environmental Management degree.
36. The University of Washington was the first American university to offer a Bachelor of Environmental Education degree.
37. The University of Washington was the first American university to offer a Bachelor of Environmental Justice degree.
38. The University of Washington was the first American university to offer a Bachelor of Environmental Law degree.
39. The University of Washington was the first American university to offer a Bachelor of Environmental Policy degree.
40. The University of Washington was the first American university to offer a Bachelor of Environmental Planning degree.
41. The University of Washington was the first American university to offer a Bachelor of Environmental Management degree.
42. The University of Washington was the first American university to offer a Bachelor of Environmental Education degree.
43. The University of Washington was the first American university to offer a Bachelor of Environmental Justice degree.
44. The University of Washington was the first American university to offer a Bachelor of Environmental Law degree.
45. The University of Washington was the first American university to offer a Bachelor of Environmental Policy degree.
46. The University of Washington was the first American university to offer a Bachelor of Environmental Planning degree.
47. The University of Washington was the first American university to offer a Bachelor of Environmental Management degree.
48. The University of Washington was the first American university to offer a Bachelor of Environmental Education degree.
49. The University of Washington was the first American university to offer a Bachelor of Environmental Justice degree.
50. The University of Washington was the first American university to offer a Bachelor of Environmental Law degree.

UW THANKS OUR 150TH ANNIVERSARY SPONSORS

Special Thanks to the following organizations for their generosity and assistance in photo collection: Microsoft | Procter & Gamble | Kiewit | The Seattle Times | The Business Development Bank of America | Pacific | Oregon Community Foundation | University of Washington Libraries | Northwest | American Foreign University of Washington Students | Service Organizations

Traveling History Wall

- Foundation Board Meeting (9/9)
- Media Kickoff Event (9/13)
- Dr. Gro Brundtland luncheon (9/26)
- Husky Home Football Games
- Puyallup Fair (9/9 – 9/25)
- U Book Store (9/26 – 10)
- W Day (11/4)
- Paws-on Science (4/2012)
- HuskyFest (4/2012)
- Bothell and Tacoma dates TBD
- Microsoft and T-Mobile dates TBD

Resources for units

- Visual Guidelines and Art Pack
- Messaging
- Story Bank
- Photo Database
- Web Header and Footer Wizard
- Internal Fact Sheet
- Templates: E-Mail Signature, E-Stationery, Power Point
- 150th giveaways
- Event wallpaper
- Mobile banners
- Traveling wall

University Participation

Highlights of University Participation

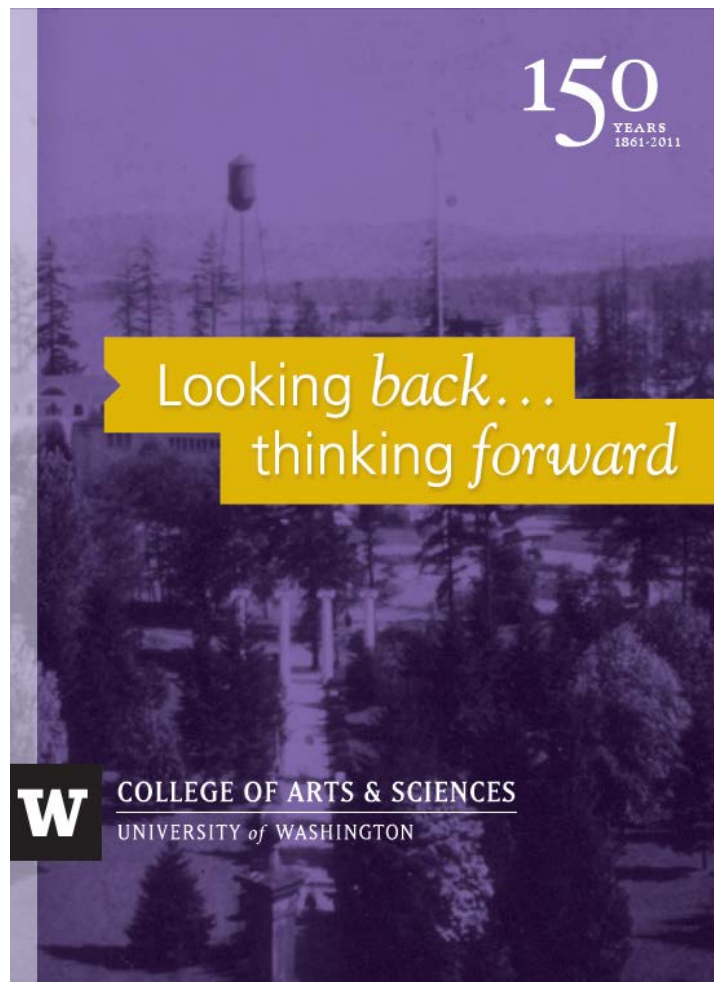
- Arts and Sciences
- ArtsUW
- Lectures
- UWAA
- Undergraduate Academic Affairs
- Annual Giving
- UW Medicine
- UWTV
- ICA
- UW Bothell
- UW Tacoma
- Office of Ceremonies
- Merchandise

A&S Objectives

“Looking back, thinking forward.”

- Demonstrate the depth, breadth and value of a Liberal Arts education
- Celebrate the rich diversity and inter-disciplinary opportunities offered by the College of Arts & Sciences
- Acknowledge the legacy of and contributions by the College to UW
- Instill a sense of pride in our students, faculty and community
- Position the College for fundraising efforts

Arts & Sciences: Printed piece



Historical Image: University of Washington Libraries, Special Collections, UW1225

Impact around the World

Have you made an impact? We want to hear from you! Visit our interactive map to submit your story today.
<http://artsci.washington.edu/150>

Lectures

Be a part of lifelong learning at the University of Washington. Attend one of the many lectures offered on campus throughout the year, including:

- History Lecture Series, January 2012
- Allen L. Edwards Psychology Lecture Series, February 2012
- Jessie and John Danz Lecture Series, 2011-2012

Timeless Awards

Nominate an Influential Arts & Sciences alum for the College's Timeless Awards.
<http://artsci.washington.edu/150>

Arts & Sciences: 150th Webpage

UW HOME | DIRECTORIES | CALENDAR | LIBRARIES | MAPS | MY UW | UW BOTHELL | UW TAC

W COLLEGE OF ARTS & SCIENCES
UNIVERSITY of WASHINGTON

Search Arts & Sciences

Donate to Arts & Sciences

About the College | Arts | Humanities | Natural Sciences | Social Sciences | Support the College | 150th | Home

150 years of Making History

The UW College of Arts and Sciences, with a history as long as the University itself, celebrates its 150th anniversary this year. Join us as we highlight the people and programs that have shaped the College and the region, providing leadership and vision since 1881. We invite you to explore this website to learn more about 150th anniversary events and other offerings during this sesquicentennial year.

Timeless Awards



In celebration of our 150th year, the College will be honoring 150 of our distinguished alumni and students. Honorees will be announced throughout the year, culminating in a festive recognition reception on May 4, 2012. [Make a nomination.](#)

Global Impact Map



The College's reach is increasingly global. Our faculty, students and alumni are making a difference from Bogotá to Beijing. Visit the [Global Impact Map](#) to see some of the places we are changing the world, and add your own map marker.

Danz Lecture



An energetic blend of stateswoman, physician, manager, politician and activist, Dr. Gro Harlem Brundtland is a world leader on a variety of social, economic and environmental issues. Free lecture on 9/27. [Register now.](#)

150 YEARS
1861-2011

150th Anniversary

- History of the College
- Global Impact Map
- Documentary: Timeless Discoveries
- Danz Lecture: Dr. Gro Harlem Brundtland
- Dean's Showcase
- Timeless Awards
- Press Area

NEXT EVENT
Danz Lecture:
Dr. Gro Harlem Brundtland
9/27/2011

SHARE

SIGN UP FOR E-COMMUNICATION

f t in YouTube

Discover
the *Undiscovered!*



JULIA SWEENEY '82
International Studies



CHUCK CLOSE '62
School of Art



DAWN WELLS '60
School of Drama



RICHARD KARN '79
School of Drama



WILLIAM BOLCOM '58
School of Music



JEAN SMART '74
School of Drama



DALE CHIHULY '65
School of Art



PATRICK DUFFY '71
School of Drama



ROBB WELLER '72
Communication



JOEL MCHALE '00
School of Drama



LULU YANG '90
School of Art



KENNY GORELICK '78
Musician



KYLE MACLACHLAN '82
School of Drama

The students you see today may be the stars of tomorrow!

150 years of world-class dance, drama, music, art and exhibitions... right in Seattle's own backyard! Discover the undiscovered at the University of Washington.

ARTSUW.ORG





UW Lecture Series



Walker Ames: Series of 6 lectures

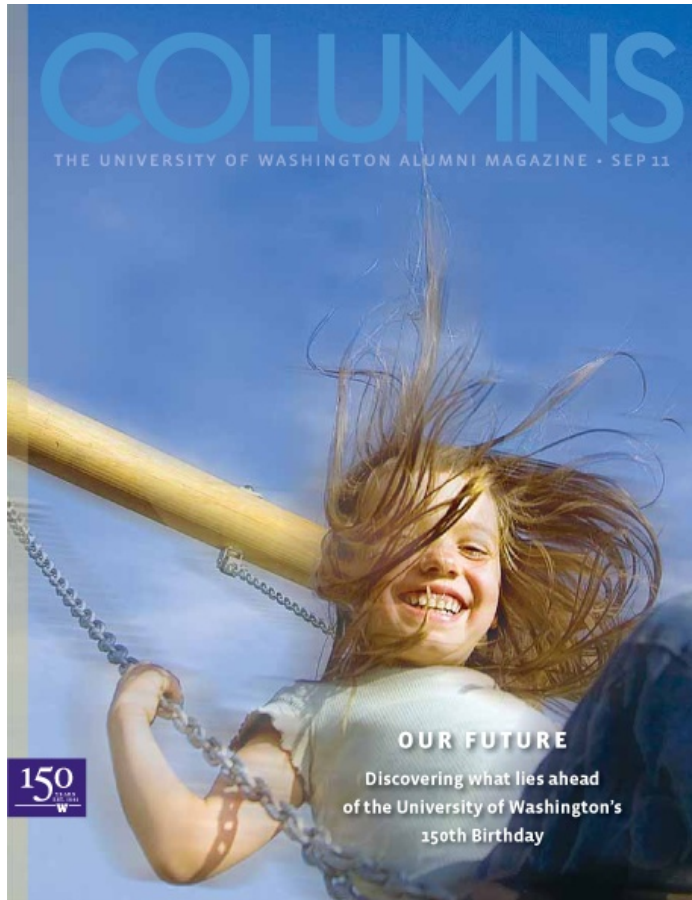
Danz: Series of 4 lectures

Mangels: Series of 2 lectures

ISchool (100th Anniversary):
Spencer G. Shaw Endowed
Lecture Series

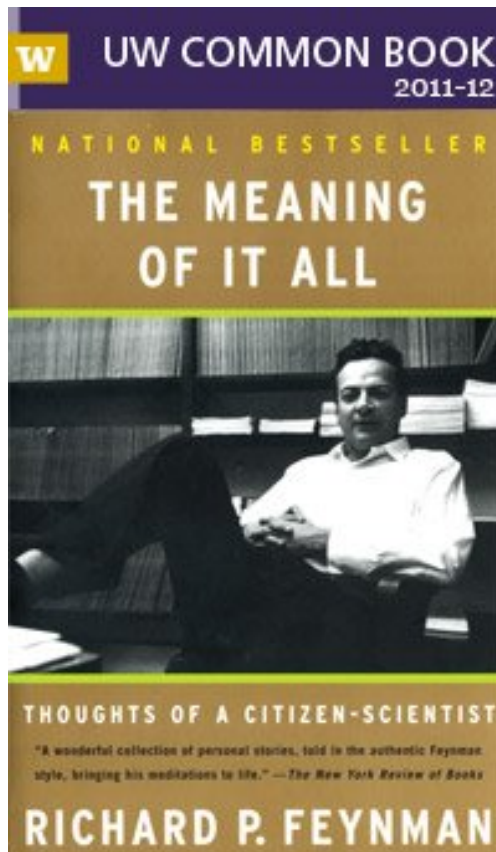
Evans School (50th Anniversary)

UWAA



- Features in Columns magazine throughout the year
- Partnership with the Graduate School on public lectures throughout the year
- 150th Anniversary Alumni Directory available for purchase
- Free commemorative 150th gift for donations of over \$150

Undergraduate Academic Affairs



- Common Book: The Meaning of it All: Thoughts of a Citizen-Scientist
- A faculty guide featuring non-prescriptive ideas on how faculty may modify or otherwise incorporate the 150th and/or common book into their course(s) for the 2011-12 academic year is currently in development
- Orientation sessions for incoming freshmen and transfer students featured 150th facts and messaging

Annual Giving

- Student callers are integrating 150th messaging into calls
- Direct mail efforts incorporating 150th messaging
- Special programs targeting reunion giving (1961, 1962) and senior class giving (2012)



Thank you.

You are the foundation of this university, as you have been for the past 150 years. Through gifts large and small, 113,114 donors like you—including 2,200 members of the Class of 2011—have given over \$334 million to support students, faculty and programs here at the University of Washington this past year. Thank you for your generosity.

Because of your commitment, we are advancing the health of people around the globe, developing innovations that will improve lives, investing in a better and more sustainable future and providing more students access to a college education. Your gifts have made a significant impact at the University.

As we move into our next 150 years, the contributions of our students, faculty, staff, alumni and friends will continue to drive our success. Together, we are educating the next generation and changing the future for the better for all of us.

giving.uw.edu

150
YEARS OF
DISCOVERY

Printed on recycled paper


UWTV

Special programming including Greatest Moments at Husky Stadium, Arts & Sciences, 150th documentary and KING-TV's The Hundred Years



- UW Timeline: 30- and 60-second spots highlighting major moments at the UW
- Historical images with the 150th logo aired every hour
- Anniversary segment will be incorporated into UW360

ICA



- Husky Stadium
- PAC 12 TV Ad
- Football Program
- Basketball Program

UW Bothell



- Campus banners
- W Day participation
- 150th logo on the website
- Adding 150th branding on advertising

UW Tacoma



Property of MSCUA, University of Washington Libraries. Photo Coll 700

- Campus banners
- W Day: All-campus party, with cake and activities
- 150th logo on the website
- Paulsen Lecture series, co-branded with Walker Ames series
- Photo of the entire campus community, plus alumni, in the shape of a W

Office of Ceremonies



Convocation

- 150th Anniversary will be incorporated
- 150th pennants will be given to students and parents
- Lapel pin will be given to all at President's Picnic and a 150th birthday cake will be served

Commencement

- 150th Anniversary will be incorporated

Merchandise



1930-1959



1976-1994



1861-1930



1994- PRESENT



1960-1975

- Trademarks & Licensing:
150th Anniversary
Collection
- Bookstore: merchandise



150
YEARS
W

OUR 150TH ANNIVERSARY

ACADEMIC YEAR 2011-2012

SEPTEMBER 15, 2011

VII. STANDING COMMITTEES

B. Finance, Audit and Facilities Committee

Report of Contributions – June and July, 2011

For information only.

Attachments

1. UW Foundation Report of Contributions for June 2011
2. UW Foundation Report of Contributions for July 2011

Report *of* Contributions

All Areas

June 2011



UNIVERSITY *of* WASHINGTON | *Foundation*

ANNUAL PROGRESS BY CONSTITUENCY

School	Current Month				Year to Date			
	Gifts	Private Grants	Total	Donors ¹	Gifts	Private Grants	Total	Donors
UW Medicine	\$3,481,613	\$10,596,957	\$14,078,570	2,216	\$32,304,175	\$95,690,516	\$127,994,691	15,832
Arts and Sciences	\$1,247,561	\$824,261	\$2,071,822	1,577	\$16,192,654	\$10,173,525	\$26,366,179	14,021
Broadcast Services	\$203,139		\$203,139	7,898	\$2,945,722		\$2,945,722	21,519
Built Environments	\$180,886		\$180,886	97	\$2,619,591	\$1,477,491	\$4,097,082	1,304
Business School	\$2,377,846		\$2,377,846	516	\$14,099,968		\$14,099,968	4,136
Dentistry	\$134,549		\$134,549	145	\$4,764,453	\$116,067	\$4,880,520	1,371
Education	\$168,649	\$300,000	\$468,649	177	\$1,846,448	\$2,607,010	\$4,453,458	1,322
Engineering	\$887,957	\$4,977,736	\$5,865,693	339	\$11,788,821	\$16,315,497	\$28,104,317	4,207
Environment	\$229,791	\$117,991	\$347,782	249	\$3,779,039	\$6,445,452	\$10,224,490	2,596
Evans School of Public Affairs	\$64,492	\$320,031	\$384,523	109	\$374,545	\$885,352	\$1,259,897	536
Graduate School	\$52,079	\$87,567	\$139,646	44	\$1,119,951	\$784,205	\$1,904,156	260
Information School	\$55,887		\$55,887	47	\$457,303	\$521,232	\$978,535	747
Intercollegiate Athletics	\$5,164,132		\$5,164,132	19,738	\$25,769,643		\$25,769,643	24,108
Law	\$135,349	\$10,000	\$145,349	266	\$3,594,968	\$360,000	\$3,954,968	1,671
Libraries	\$37,915		\$37,915	218	\$2,221,330		\$2,221,330	5,602
Minority Affairs	\$9,971		\$9,971	123	\$531,804	\$593,259	\$1,125,063	762
Nursing	\$611,543	\$448,470	\$1,060,013	114	\$1,616,596	\$956,054	\$2,572,650	1,476
Pharmacy	\$103,540		\$103,540	167	\$1,501,664	\$1,948,158	\$3,449,822	1,256
President's Funds	\$24,273		\$24,273	127	\$4,660,973		\$4,660,973	1,419
Public Health	\$148,762	\$366,424	\$515,185	134	\$910,235	\$20,072,196	\$20,982,432	728
Social Work	\$109,941	\$924,588	\$1,034,529	87	\$2,186,902	\$1,638,965	\$3,825,867	922
Student Life	\$20,031,255		\$20,031,255	426	\$24,665,211		\$24,665,211	3,351
Undergraduate Academic Affairs	\$262,933		\$262,933	32	\$648,495	\$1,487,266	\$2,135,761	545
University Press	\$35,765		\$35,765	15	\$1,525,915		\$1,525,915	215
UW Alumni Association	\$114,827		\$114,827	2,080	\$943,635		\$943,635	17,676
UW Bothell	\$60,408	\$128,803	\$189,211	127	\$690,202	\$1,199,925	\$1,890,127	753
UW Tacoma	\$1,082,383		\$1,082,383	122	\$5,199,510	\$8,029	\$5,207,539	798
Other University Support	\$69,185	\$78,000	\$147,185	210	\$1,242,225	\$1,155,498	\$2,397,723	2,095
Total	\$37,086,632	\$19,180,827	\$56,267,459	36,074	\$170,201,978	\$164,435,696	\$334,637,675	113,114

MONTHLY HIGHLIGHTS

The UW received \$56.27M in total private voluntary support (\$37.09M in gifts and \$19.18M in grants) in the current month.

Areas including Arts and Sciences, Broadcast Services, Built Environments, Business School, Dentistry, Engineering, Environment, Evans School of Public Affairs, Graduate School, Intercollegiate Athletics, Law, Libraries, Minority Affairs, Public Health, Social Work, Student Life, Undergraduate Academic Affairs, University Press, UW Alumni Association, UW Bothell and UW Tacoma are ahead of last year's year-to-date totals.

¹ Donors are defined as those entities who have a credit amount of greater than \$0.00.

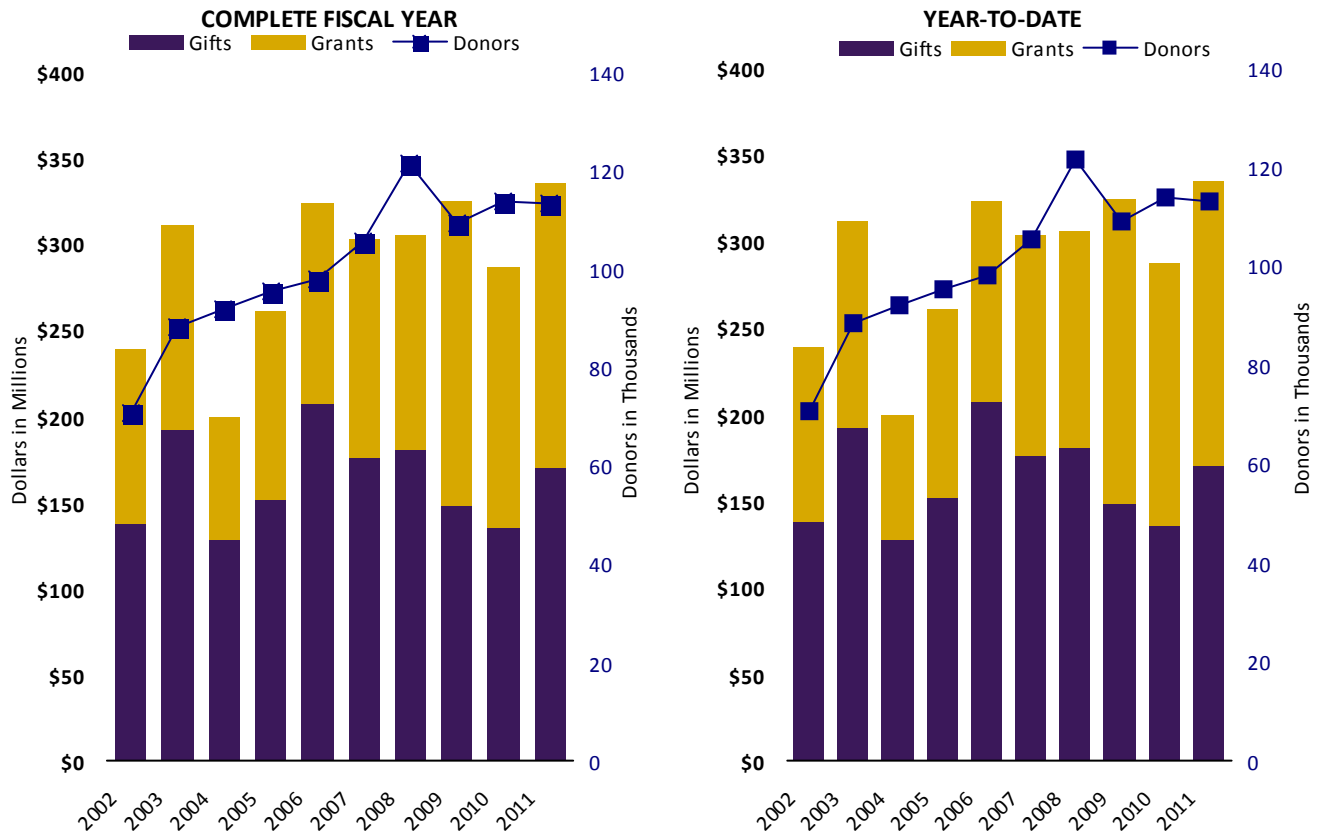
The donor total at the bottom of the chart is not a cumulative total of the rows above. The donor total is the number of unique donors who have been credited with a gift to the UW during the given time period.

DEVELOPMENT SUMMARY BY CONSTITUENCY

School	Current Month		Year to Date		Prior Year to Date		Prior Year Total	
	Total	Donors	Total	Donors	Total	Donors	Total	Donors
UW Medicine	\$14,078,570	2,216	\$127,994,691	15,832	\$137,228,784	15,896	\$137,228,784	15,896
Arts and Sciences	\$2,071,822	1,577	\$26,366,179	14,021	\$22,353,398	13,980	\$22,353,398	13,980
Broadcast Services	\$203,139	7,898	\$2,945,722	21,519	\$2,884,588	21,203	\$2,884,588	21,203
Built Environments	\$180,886	97	\$4,097,082	1,304	\$2,460,168	1,345	\$2,460,168	1,345
Business School	\$2,377,846	516	\$14,099,968	4,136	\$13,466,725	4,129	\$13,466,725	4,129
Dentistry	\$134,549	145	\$4,880,520	1,371	\$3,317,422	1,250	\$3,317,422	1,250
Education	\$468,649	177	\$4,453,458	1,322	\$4,695,480	1,575	\$4,695,480	1,575
Engineering	\$5,865,693	339	\$28,104,317	4,207	\$22,392,566	4,345	\$22,392,566	4,345
Environment	\$347,782	249	\$10,224,490	2,596	\$8,056,542	2,066	\$8,056,542	2,066
Evans School of Public Affairs	\$384,523	109	\$1,259,897	536	\$729,548	508	\$729,548	508
Graduate School	\$139,646	44	\$1,904,156	260	\$946,285	312	\$946,285	312
Information School	\$55,887	47	\$978,535	747	\$1,598,080	699	\$1,598,080	699
Intercollegiate Athletics	\$5,164,132	19,738	\$25,769,643	24,108	\$17,893,004	24,696	\$17,893,004	24,696
Law	\$145,349	266	\$3,954,968	1,671	\$1,644,729	2,038	\$1,644,729	2,038
Libraries	\$37,915	218	\$2,221,330	5,602	\$1,034,271	5,362	\$1,034,271	5,362
Minority Affairs	\$9,971	123	\$1,125,063	762	\$538,889	738	\$538,889	738
Nursing	\$1,060,013	114	\$2,572,650	1,476	\$3,464,905	1,743	\$3,464,905	1,743
Pharmacy	\$103,540	167	\$3,449,822	1,256	\$3,869,407	1,046	\$3,869,407	1,046
President's Funds	\$24,273	127	\$4,660,973	1,419	\$586,255	1,536	\$586,255	1,536
Public Health	\$515,185	134	\$20,982,432	728	\$16,560,816	754	\$16,560,816	754
Social Work	\$1,034,529	87	\$3,825,867	922	\$3,641,796	832	\$3,641,796	832
Student Life	\$20,031,255	426	\$24,665,211	3,351	\$5,341,443	2,802	\$5,341,443	2,802
Undergraduate Academic Affairs	\$262,933	32	\$2,135,761	545	\$688,975	640	\$688,975	640
University Press	\$35,765	15	\$1,525,915	215	\$292,500	169	\$292,500	169
UW Alumni Association	\$114,827	2,080	\$943,635	17,676	\$894,199	18,266	\$894,199	18,266
UW Bothell	\$189,211	127	\$1,890,127	753	\$1,556,176	630	\$1,556,176	630
UW Tacoma	\$1,082,383	122	\$5,207,539	798	\$3,009,562	827	\$3,009,562	827
Other University Support	\$147,185	210	\$2,397,723	2,095	\$5,482,304	2,729	\$5,482,304	2,729
Total¹	\$56,267,459	36,074	\$334,637,675	113,114	\$286,628,819	113,746	\$286,628,819	113,746

¹ The donor total at the bottom of the chart is not a cumulative total of the rows above. The donor total is the number of unique donors who have been credited with a gift to the UW during the given time period.

FISCAL YEAR COMPARISON OF TOTAL CONTRIBUTIONS



Fiscal Year	Complete Fiscal Year				Year to Date			
	Gifts	Private Grants	Total	Donors	Gifts	Private Grants	Total	Donors
2010-2011	\$170,201,978	\$164,435,696	\$334,637,675	113,114	\$170,201,978	\$164,435,696	\$334,637,675	113,114
2009-2010	\$135,813,022	\$150,815,796	\$286,628,819	113,746	\$135,813,022	\$150,815,796	\$286,628,819	113,746
2008-2009	\$148,364,809	\$175,713,667	\$324,078,477	109,083	\$148,364,809	\$175,713,667	\$324,078,477	109,083
2007-2008	\$180,735,444	\$124,224,214	\$304,959,657	121,447	\$180,735,444	\$124,224,214	\$304,959,657	121,447
2006-2007	\$176,490,215	\$126,399,369	\$302,889,584	105,353	\$176,490,215	\$126,399,369	\$302,889,584	105,353
2005-2006	\$207,744,231	\$115,261,186	\$323,005,417	97,876	\$207,744,231	\$115,261,186	\$323,005,417	97,876
2004-2005	\$151,969,925	\$108,802,371	\$260,772,296	95,227	\$151,969,925	\$108,802,371	\$260,772,296	95,227
2003-2004	\$128,174,367	\$71,603,323	\$199,777,690	91,903	\$128,174,367	\$71,603,323	\$199,777,690	91,903
2002-2003	\$192,573,183	\$118,677,722	\$311,250,905	88,259	\$192,573,183	\$118,677,722	\$311,250,905	88,259
2001-2002	\$137,959,340	\$100,820,547	\$238,779,887	70,560	\$137,959,340	\$100,820,547	\$238,779,887	70,560



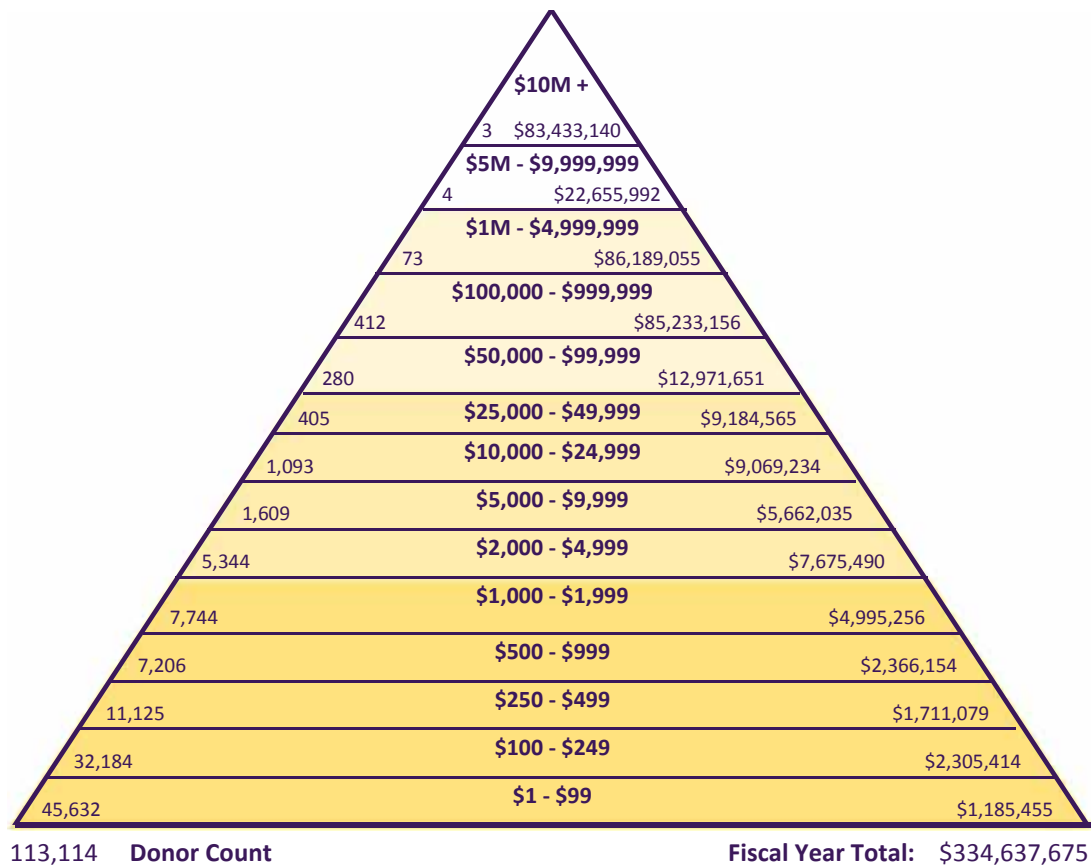
ANNUAL FUNDING THEME PROGRESS

Theme	Current Use	Year to Date	
		Endowment	Total
Student Support	\$9,374,755	\$34,373,537	\$43,748,293
Faculty Support	\$8,679,194	\$8,004,824	\$16,684,017
Program Support for Faculty and Students	\$206,998,534	\$18,654,902	\$225,653,436
Capital	\$17,669,479	\$802	\$17,670,281
Excellence Funds	\$28,863,812	\$2,017,836	\$30,881,648
Total	\$271,585,774	\$63,051,901	\$334,637,675

DEVELOPMENT ACTIVITY BY DONOR TYPE

Donor Type	Year to Date		Prior Year to Date		Prior Fiscal Year	
	Donors	Total	Donors ¹	Total	Donors	Total
Alumni	48,671	\$48,006,717	50,992	\$35,117,094	50,992	\$35,117,094
Corporations	2,568	\$48,099,904	2,832	\$43,318,033	2,832	\$43,318,033
Family Foundations	161	\$16,071,226	171	\$13,713,745	171	\$13,713,745
Foundations	446	\$97,547,429	433	\$89,376,760	433	\$89,376,760
Non-Alumni	60,669	\$49,015,743	58,737	\$35,745,608	58,737	\$35,745,608
Organizations	599	\$75,896,655	581	\$69,357,578	581	\$69,357,578
Total	113,114	\$334,637,675	113,746	\$286,628,819	113,746	\$286,628,819

DEVELOPMENT ACTIVITY PYRAMID



¹ Prior Fiscal Year to Date numbers reflect the number of alumni for the reported period based on the state of the data at the end of the prior fiscal year.



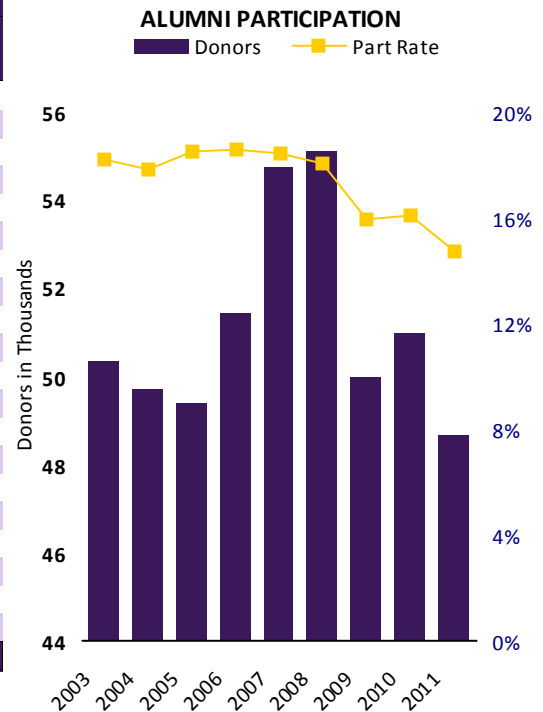
ANNUAL PROGRESS BY GIVING LEVEL

Giving Level	Alumni	Non Alumni	Family Fndns.	Corporations	Foundations	Other Orgs.	Total
\$10M +		\$17,417,327			\$42,123,768	\$23,892,046	\$83,433,140
\$5M - \$9,999,999	\$7,421,809				\$5,487,827	\$9,746,356	\$22,655,992
\$1M - \$4,999,999	\$10,069,930	\$3,462,125	\$8,900,500	\$20,168,754	\$25,917,538	\$17,670,208	\$86,189,055
\$100,000 - \$999,999	\$11,041,148	\$12,732,195	\$5,470,287	\$16,695,304	\$19,099,386	\$20,194,836	\$85,233,156
\$50,000 - \$99,999	\$2,376,081	\$2,249,436	\$712,655	\$3,537,461	\$2,376,438	\$1,719,580	\$12,971,651
\$25,000 - \$49,999	\$1,654,546	\$1,837,120	\$394,093	\$2,942,629	\$1,142,937	\$1,213,240	\$9,184,565
\$10,000 - \$24,999	\$2,556,913	\$2,130,706	\$357,563	\$2,288,535	\$916,003	\$819,514	\$9,069,234
\$5,000 - \$9,999	\$2,467,046	\$1,495,624	\$139,900	\$977,525	\$254,199	\$327,742	\$5,662,035
\$2,000 - \$4,999	\$3,882,711	\$2,570,130	\$67,070	\$792,153	\$157,214	\$206,213	\$7,675,490
\$1,000 - \$1,999	\$2,482,167	\$1,992,226	\$25,357	\$384,337	\$54,087	\$57,082	\$4,995,256
\$500 - \$999	\$1,225,814	\$922,289	\$2,950	\$177,715	\$8,825	\$28,562	\$2,366,154
\$250 - \$499	\$909,537	\$717,212	\$500	\$69,564	\$3,937	\$10,328	\$1,711,079
\$100 - \$249	\$1,207,330	\$1,033,142	\$300	\$51,895	\$4,456	\$8,290	\$2,305,414
\$1 - \$99	\$711,686	\$456,212	\$50	\$14,034	\$815	\$2,658	\$1,185,455
Total	\$48,006,717	\$49,015,743	\$16,071,226	\$48,099,904	\$97,547,429	\$75,896,655	\$334,637,675

Giving Level	Alumni	Non Alumni	Family Fndns.	Corporations	Foundations	Other Orgs.	Total
\$10M +		1			1	1	3
\$5M - \$9,999,999	2				1	1	4
\$1M - \$4,999,999	12	15	4	14	17	11	73
\$100,000 - \$999,999	77	121	23	67	67	57	412
\$50,000 - \$99,999	60	92	13	55	35	25	280
\$25,000 - \$49,999	94	136	12	91	35	37	405
\$10,000 - \$24,999	349	430	29	165	67	53	1,093
\$5,000 - \$9,999	651	658	24	175	44	57	1,609
\$2,000 - \$4,999	2,476	2,404	23	314	54	73	5,344
\$1,000 - \$1,999	3,461	3,829	23	333	47	51	7,744
\$500 - \$999	3,047	3,772	5	315	17	50	7,206
\$250 - \$499	4,438	6,379	2	256	13	37	11,125
\$100 - \$249	12,620	19,054	2	411	30	67	32,184
\$1 - \$99	21,384	23,778	1	372	18	79	45,632
Total	48,671	60,669	161	2,568	446	599	113,114

ALUMNI PARTICIPATION BY CONSTITUENCY (CURRENT FISCAL YEAR)

Area	Solicitable	To UW		To Unit	
		Year to Date	Part Rate	Year to Date	Part Rate
UW Medicine	19,185	3,576	18.64%	2,273	11.85%
Arts and Sciences	151,787	20,278	13.36%	5,558	3.66%
Business School	39,725	7,407	18.65%	2,384	6.00%
Built Environments	8,496	1,328	15.63%	521	6.13%
Dentistry	4,650	1,116	24.00%	601	12.92%
Education	18,092	3,180	17.58%	542	3.00%
Engineering	33,868	4,885	14.42%	2,235	6.60%
Environment	11,635	1,711	14.71%	746	6.41%
Evans School of Public Affairs	2,747	561	20.42%	193	7.03%
Interdisc. Grad. Programs	2,200	323	14.68%		
Interschool Programs	2,459	503	20.46%		
Information School	4,950	981	19.82%	464	9.37%
Law	8,186	1,701	20.78%	891	10.88%
School of Nursing	8,909	1,709	19.18%	883	9.91%
Pharmacy	3,690	947	25.66%	689	18.67%
Public Health	4,683	736	15.72%	234	5.00%
Social Work	6,753	971	14.38%	465	6.89%
UW Bothell	8,069	803	9.95%	271	3.36%
UW Tacoma	9,452	772	8.17%	373	3.95%
Unspecified	9,472	1,540	16.26%		
ALL UW TOTAL	330,521	48,671	14.73%		



ALUMNI PARTICIPATION BY CONSTITUENCY (PREVIOUS FISCAL YEAR)

Area	Solicitable	To UW				To Unit			
		Year to Date		FY Total		Year to Date		FY Total	
		Donors ¹	Part Rate	Donors	Part Rate	Donors	Part Rate	Donors	PFY Final
UW Medicine	19,127	3,647	19.07%	3,647	19.07%	2,277	11.90%	2,277	11.90%
Arts and Sciences	146,824	21,644	14.74%	21,644	14.74%	5,915	4.03%	5,915	4.03%
Business School	38,262	7,650	19.99%	7,650	19.99%	2,283	5.97%	2,283	5.97%
Built Environments	8,184	1,430	17.47%	1,430	17.47%	567	6.93%	567	6.93%
Dentistry	4,540	1,116	24.58%	1,116	24.58%	586	12.91%	586	12.91%
Education	18,841	3,221	17.10%	3,221	17.10%	548	2.91%	548	2.91%
Engineering	32,965	5,082	15.42%	5,082	15.42%	2,382	7.23%	2,382	7.23%
Environment	17,376	1,310	7.54%	1,310	7.54%	616	3.55%	616	3.55%
Evans School of Public Affairs	2,496	602	24.12%	602	24.12%	207	8.29%	207	8.29%
Interdisc. Grad. Programs	1,817	334	18.38%	334	18.38%				
Interdisc. Undergrad. Programs	258	29	11.24%	29	11.24%				
Interschool Programs	520	528	101.54%	528	101.54%				
Information School	4,614	1,009	21.87%	1,009	21.87%	436	9.45%	436	9.45%
Law	7,905	1,892	23.93%	1,892	23.93%	1,031	13.04%	1,031	13.04%
School of Nursing	8,644	1,820	21.06%	1,820	21.06%	950	10.99%	950	10.99%
Pharmacy	3,547	891	25.12%	891	25.12%	562	15.84%	562	15.84%
Public Health	4,580	776	16.94%	776	16.94%	268	5.85%	268	5.85%
Social Work	6,522	990	15.18%	990	15.18%	416	6.38%	416	6.38%
UW Bothell	6,995	1,003	14.34%	1,003	14.34%	216	3.09%	216	3.09%
UW Tacoma	8,050	901	11.19%	901	11.19%	306	3.80%	306	3.80%
Unspecified	11,600	1,653	14.25%	1,653	14.25%				
ALL UW TOTAL	317,522	50,992	16.06%	50,992	16.06%				

¹ Prior Fiscal Year to Date numbers reflect the number of alumni for the reported period based on the state of the data on the date this report was run in the prior fiscal year.



The University of Washington Alumni Association is the broad-based engagement vehicle for University Advancement and the University of Washington. Through its strategically designed programs, the UW Alumni Association invites alumni, donors and friends to engage in the life of the UW. Research indicates that engaged alumni and friends are more inclined to support the University and its students. The UW Alumni Association is proud to develop a solid base of support for the University of Washington.



UWAA Member Giving by Constituency

School	Solicitable Alumni	Member		Alumni Giving	
		Members ¹	Donors	Members	Non Members
UW Medicine	19,185	1,940	980	50.52%	13.17%
Arts and Sciences	151,787	19,098	6,565	34.38%	7.16%
Business School	39,725	7,257	2,997	41.30%	9.80%
Built Environments	8,496	1,143	435	38.06%	9.37%
Dentistry	4,650	1,022	522	51.08%	11.88%
Education	18,092	2,860	1,125	39.34%	9.68%
Engineering	33,868	4,520	1,617	35.77%	8.32%
Environment	11,635	1,426	486	34.08%	9.02%
Evans School of Public Affairs	2,747	332	129	38.86%	13.29%
Interdisc. Grad. Programs	2,200	196	68	34.69%	9.13%
Interdisc. Undergrad. Progra					
Interscholar Programs	2,459	553	229	41.41%	10.13%
Information School	4,950	762	301	39.50%	12.85%
Law	8,186	1,057	549	51.94%	13.84%
School of Nursing	8,909	1,325	555	41.89%	11.97%
Pharmacy	3,690	627	346	55.18%	17.56%
Public Health	4,683	408	164	40.20%	10.81%
Social Work	6,753	607	212	34.93%	9.79%
UW Bothell	8,069	829	169	20.39%	4.41%
UW Tacoma	9,452	744	153	20.56%	3.33%
Unspecified	9,472	1,902	705	37.07%	6.97%
Non-Alumni		9,816	6,101	62.15%	
Total	330,521	55,273	22,343	40.42%	

Alumni Activity

1 in 3.5 registrants at 2010 UW events were UWAA members
1 in 25 registrants at 2010 UW events were UW donors
3 in 4 registrants at 2010 UW events were Solicitable Alumni
1 in 25 UWAA members attended a 2010 UW event
1 in 3 2009-2010 Football/Basketball season ticket holders were UWAA members
1 in 7 UWAA members were 2009-2010 Football/Basketball season ticket holders

Top 10 Membership by Class Year

Class Year	Part. Rate	Class Year	Population
1955	22.56%	1971	1,085
1953	21.70%	1973	1,053
1954	21.54%	1974	1,029
1959	21.31%	1970	1,018
1946	21.00%	1972	1,004
1956	20.88%	1976	977
1950	20.27%	1975	973
1958	20.18%	1977	917
1944	20.08%	1968	881
1957	20.00%	1969	869

Activity Participation - Rolling 3 Year Total³

School ²	Participants	Part. Donors	% Donors	Alum Non-Part.	Alum Non-Par Donor	% Non-Part Donor
Intercollegiate Athletics	1,716	1,681	97.96%			
UW Medicine	4,320	3,097	71.69%	20,590	2,939	14.27%
Arts and Sciences	15,526	3,201	20.62%	135,768	7,209	5.31%
Built Environments	1,731	696	40.21%	7,247	645	8.90%
Business School	6,875	1,720	25.02%	33,589	2,751	8.19%
Dentistry	1,974	729	36.93%	2,901	380	13.10%
Education	2,014	373	18.52%	16,196	826	5.10%
Engineering	3,014	896	29.73%	31,303	2,918	9.32%
Environment	1,409	616	43.72%	10,732	963	8.97%
Evans School of Public Affairs	905	301	33.26%	2,089	225	10.77%
Graduate School	364	143	39.29%	2,062	4	0.19%
Information School	774	222	28.68%	4,333	561	12.95%
Law	2,185	853	39.04%	6,370	946	14.85%
Libraries	1,169	1,132	96.83%			
Nursing	1,015	382	37.64%	8,108	1,209	14.91%
Pharmacy	400	229	57.25%	3,521	859	24.40%
Public Health	651	202	31.03%	3,908	350	8.96%
Social Work	873	277	31.73%	5,990	592	9.88%
UW Bothell	855	249	29.12%	7,720	520	6.74%
UW Tacoma	573	203	35.43%	9,122	695	7.62%

¹ Members include paid Annual Members, Lifetime Members, and TPC Level Donors

² Activity is based on a unit affiliated Alumni or Donor being labeled as a positive RSVP, host, speaker, or participant at any tracked UW activity.

³ 3-Years consists of any activity since 7/1/2006

Source: University of Washington Alumni Association



Report of Contributions

All Areas | July 2011

ATTACHMENT 2

ANNUAL PROGRESS BY CONSTITUENCY

School	Current Month				Year to Date			
	Gifts	Private Grants	Total	Donors ¹	Gifts	Private Grants	Total	Donors
UW Medicine	\$1,378,012	\$13,748,259	\$15,126,271	1,866	\$1,378,012	\$13,748,259	\$15,126,271	1,866
Arts and Sciences	\$587,199	\$691,069	\$1,278,268	1,241	\$587,199	\$691,069	\$1,278,268	1,241
Broadcast Services	\$16,110		\$16,110	435	\$16,110		\$16,110	435
Built Environments	\$128,472		\$128,472	29	\$128,472		\$128,472	29
Business School	\$489,884		\$489,884	206	\$489,884		\$489,884	206
Dentistry	\$319,170		\$319,170	96	\$319,170		\$319,170	96
Education	\$11,787	\$22,721	\$34,508	95	\$11,787	\$22,721	\$34,508	95
Engineering	\$216,182	\$450,179	\$666,361	175	\$216,182	\$450,179	\$666,361	175
Environment	\$289,549	\$324,975	\$614,523	211	\$289,549	\$324,975	\$614,523	211
Evans School of Public Affairs	\$15,422		\$15,422	56	\$15,422		\$15,422	56
Graduate School	\$52,600	\$44,156	\$96,756	33	\$52,600	\$44,156	\$96,756	33
Information School	\$38,428		\$38,428	47	\$38,428		\$38,428	47
Intercollegiate Athletics	\$1,541,990		\$1,541,990	1,762	\$1,541,990		\$1,541,990	1,762
Law	\$32,351	\$90,000	\$122,351	162	\$32,351	\$90,000	\$122,351	162
Libraries	\$24,344		\$24,344	255	\$24,344		\$24,344	255
Minority Affairs	\$17,935		\$17,935	123	\$17,935		\$17,935	123
Nursing	\$171,656		\$171,656	79	\$171,656		\$171,656	79
Pharmacy	\$89,678	\$250,830	\$340,508	72	\$89,678	\$250,830	\$340,508	72
President's Funds	\$29,278		\$29,278	103	\$29,278		\$29,278	103
Public Health	\$135,776	\$187,971	\$323,747	124	\$135,776	\$187,971	\$323,747	124
Social Work	\$31,732		\$31,732	39	\$31,732		\$31,732	39
Student Life	\$322,154		\$322,154	727	\$322,154		\$322,154	727
Undergraduate Academic Affairs	\$5,831	\$17,477	\$23,308	47	\$5,831	\$17,477	\$23,308	47
University Press	\$23,100		\$23,100	10	\$23,100		\$23,100	10
UW Alumni Association	\$66,286		\$66,286	1,306	\$66,286		\$66,286	1,306
UW Bothell	\$29,124	\$273,610	\$302,734	130	\$29,124	\$273,610	\$302,734	130
UW Tacoma	\$19,213	\$67,310	\$86,523	100	\$19,213	\$67,310	\$86,523	100
Other University Support	\$19,591	\$44,934	\$64,525	157	\$19,591	\$44,934	\$64,525	157
Total	\$6,102,851	\$16,213,491	\$22,316,342	9,110	\$6,102,851	\$16,213,491	\$22,316,342	9,110

MONTHLY HIGHLIGHTS

The UW received \$22.32M in total private voluntary support (\$6.10M in gifts and \$16.21M in grants) in the current month.

Areas including Arts and Sciences, Dentistry, Evans School of Public Affairs, Graduate School, Information School, Libraries, Minority Affairs, Pharmacy, Social Work, Undergraduate Academic Affairs, University Press, UW Bothell and UW Tacoma are ahead of last year's year-to-date totals.

¹ Donors are defined as those entities who have a credit amount of greater than \$0.00.

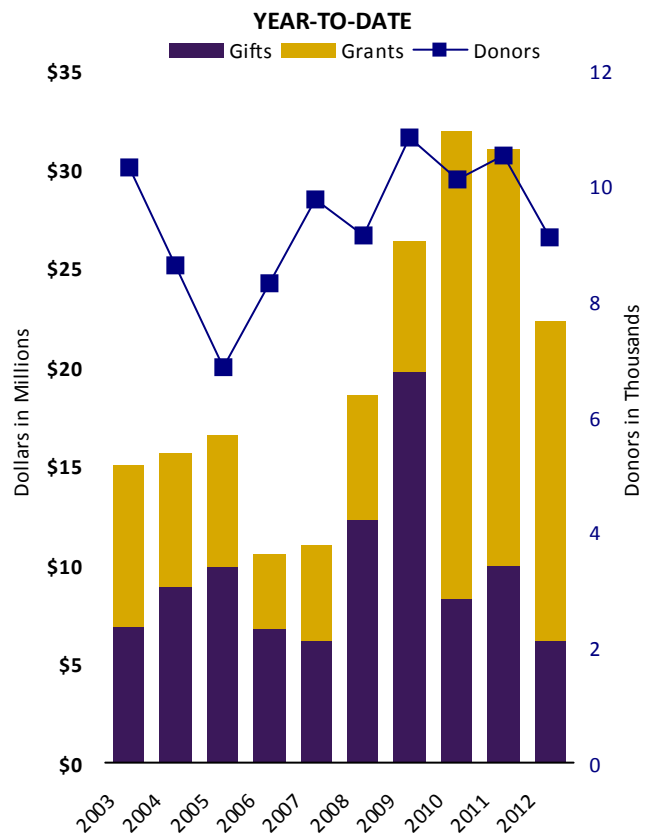
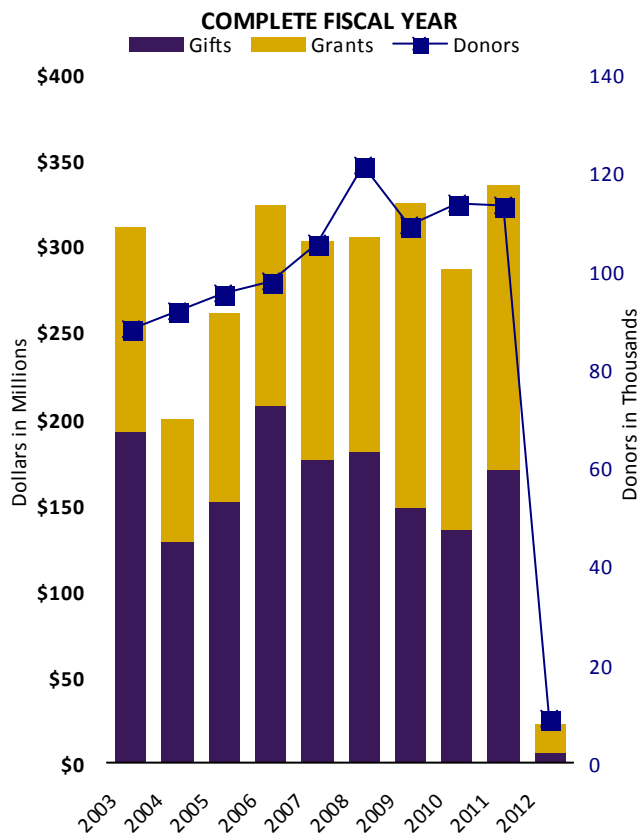
The donor total at the bottom of the chart is not a cumulative total of the rows above. The donor total is the number of unique donors who have been credited with a gift to the UW during the given time period.

DEVELOPMENT SUMMARY BY CONSTITUENCY

School	Current Month		Year to Date		Prior Year to Date		Prior Year Total	
	Total	Donors	Total	Donors	Total	Donors	Total	Donors
UW Medicine	\$15,126,271	1,866	\$15,126,271	1,866	\$20,161,895	1,833	\$127,994,541	15,832
Arts and Sciences	\$1,278,268	1,241	\$1,278,268	1,241	\$1,008,739	1,060	\$26,597,557	14,021
Broadcast Services	\$16,110	435	\$16,110	435	\$129,369	1,731	\$2,945,547	21,518
Built Environments	\$128,472	29	\$128,472	29	\$243,960	183	\$4,097,082	1,304
Business School	\$489,884	206	\$489,884	206	\$783,374	139	\$14,099,968	4,136
Dentistry	\$319,170	96	\$319,170	96	\$108,853	118	\$4,880,520	1,371
Education	\$34,508	95	\$34,508	95	\$116,679	87	\$4,453,458	1,322
Engineering	\$666,361	175	\$666,361	175	\$684,586	137	\$28,104,317	4,207
Environment	\$614,523	211	\$614,523	211	\$2,455,718	113	\$10,224,490	2,596
Evans School of Public Affairs	\$15,422	56	\$15,422	56	\$13,154	32	\$1,259,897	536
Graduate School	\$96,756	33	\$96,756	33	\$9,274	15	\$1,904,156	330
Information School	\$38,428	47	\$38,428	47	\$13,604	35	\$978,535	747
Intercollegiate Athletics	\$1,541,990	1,762	\$1,541,990	1,762	\$2,298,137	2,075	\$25,767,763	24,107
Law	\$122,351	162	\$122,351	162	\$139,818	85	\$3,942,968	1,671
Libraries	\$24,344	255	\$24,344	255	\$14,127	127	\$2,221,330	5,602
Minority Affairs	\$17,935	123	\$17,935	123	\$8,194	125	\$1,125,063	762
Nursing	\$171,656	79	\$171,656	79	\$238,791	70	\$2,572,650	1,476
Pharmacy	\$340,508	72	\$340,508	72	\$108,787	107	\$3,449,796	1,255
President's Funds	\$29,278	103	\$29,278	103	\$61,808	69	\$4,660,973	1,419
Public Health	\$323,747	124	\$323,747	124	\$814,046	102	\$20,982,432	728
Social Work	\$31,732	39	\$31,732	39	\$17,435	21	\$3,825,867	922
Student Life	\$322,154	727	\$322,154	727	\$522,515	111	\$24,672,711	3,354
Undergraduate Academic Affairs	\$23,308	47	\$23,308	47	\$18,227	20	\$2,135,761	547
University Press	\$23,100	10	\$23,100	10	\$18,575	22	\$1,525,915	215
UW Alumni Association	\$66,286	1,306	\$66,286	1,306	\$72,419	1,541	\$936,135	17,674
UW Bothell	\$302,734	130	\$302,734	130	\$7,589	85	\$1,890,127	753
UW Tacoma	\$86,523	100	\$86,523	100	\$64,279	143	\$5,207,539	798
Other University Support	\$64,525	157	\$64,525	157	\$820,569	763	\$2,397,723	2,095
Total¹	\$22,316,342	9,110	\$22,316,342	9,110	\$30,954,521	10,530	\$334,854,821	113,135

¹ The donor total at the bottom of the chart is not a cumulative total of the rows above. The donor total is the number of unique donors who have been credited with a gift to the UW during the given time period.

FISCAL YEAR COMPARISON OF TOTAL CONTRIBUTIONS



Fiscal Year	Complete Fiscal Year				Year to Date			
	Gifts	Private Grants	Total	Donors	Gifts	Private Grants	Total	Donors
2011-2012	\$6,102,851	\$16,213,491	\$22,316,342	9,110	\$6,102,851	\$16,213,491	\$22,316,342	9,110
2010-2011	\$170,419,125	\$164,435,696	\$334,854,821	113,135	\$9,959,875	\$20,994,646	\$30,954,521	10,530
2009-2010	\$135,813,022	\$150,815,796	\$286,628,819	113,746	\$8,260,590	\$23,649,904	\$31,910,494	10,102
2008-2009	\$148,364,809	\$175,713,667	\$324,078,477	109,083	\$19,758,240	\$6,517,332	\$26,275,572	10,830
2007-2008	\$180,735,444	\$124,224,214	\$304,959,657	121,447	\$12,303,834	\$6,270,004	\$18,573,838	9,144
2006-2007	\$176,490,215	\$126,399,369	\$302,889,584	105,353	\$6,104,593	\$4,871,560	\$10,976,153	9,761
2005-2006	\$207,744,231	\$115,261,186	\$323,005,417	97,876	\$6,786,483	\$3,717,811	\$10,504,294	8,309
2004-2005	\$151,969,925	\$108,802,371	\$260,772,296	95,227	\$9,875,987	\$6,685,340	\$16,561,327	6,859
2003-2004	\$128,174,367	\$71,603,323	\$199,777,690	91,903	\$8,901,929	\$6,715,497	\$15,617,426	8,609
2002-2003	\$192,573,183	\$118,677,722	\$311,250,905	88,259	\$6,831,294	\$8,171,344	\$15,002,638	10,320

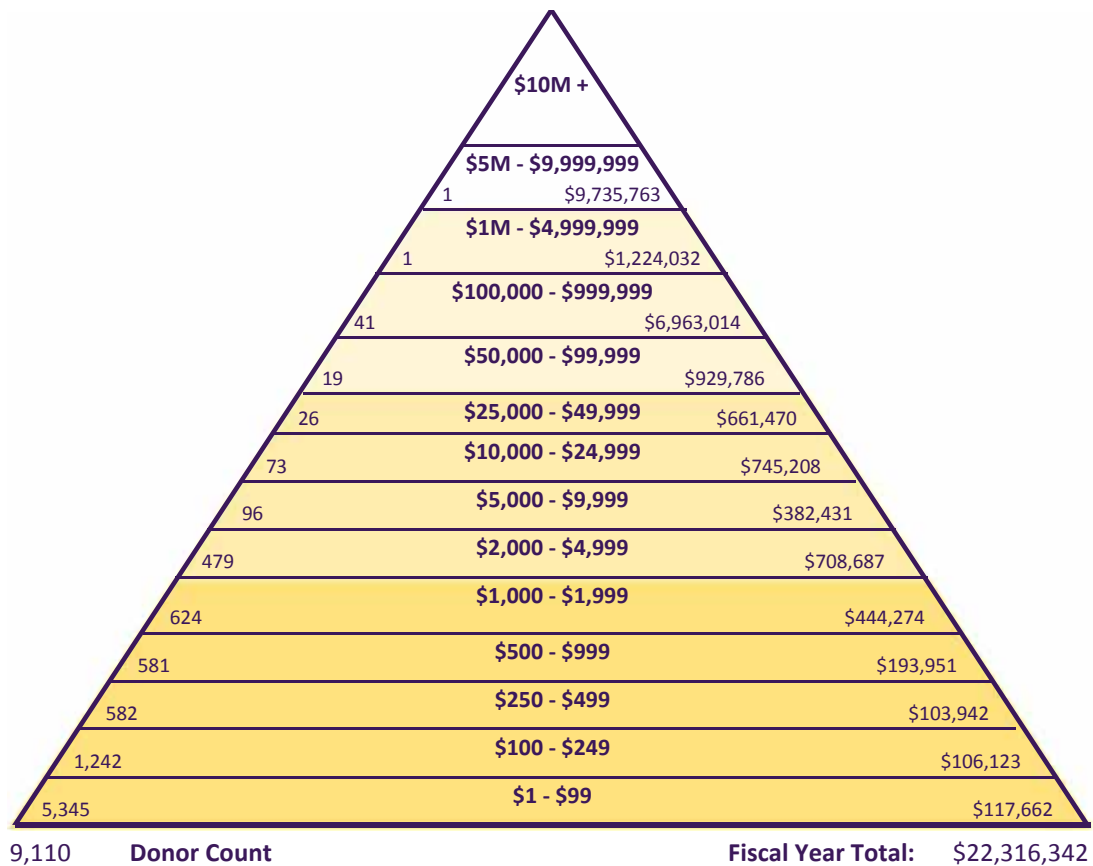
ANNUAL FUNDING THEME PROGRESS

Theme	Current Use	Year to Date	
		Endowment	Total
Student Support	\$382,156	\$768,662	\$1,150,818
Faculty Support	\$584,129	\$129,684	\$713,813
Program Support for Faculty and Students	\$17,759,083	\$554,912	\$18,313,995
Capital	\$481,528		\$481,528
Excellence Funds	\$1,654,574	\$1,615	\$1,656,189
Total	\$20,861,469	\$1,454,873	\$22,316,342

DEVELOPMENT ACTIVITY BY DONOR TYPE

Donor Type	Year to Date		Prior Year to Date		Prior Fiscal Year	
	Donors	Total	Donors ¹	Total	Donors	Total
Alumni	4,815	\$2,040,518	5,231	\$2,221,256	50,155	\$48,065,737
Corporations	232	\$2,028,081	222	\$3,810,779	2,568	\$48,099,849
Family Foundations	15	\$571,120	14	\$706,136	161	\$16,071,226
Foundations	64	\$11,911,933	63	\$15,337,924	446	\$97,547,429
Non-Alumni	3,924	\$1,371,512	4,930	\$2,735,695	59,207	\$49,174,046
Organizations	60	\$4,393,178	70	\$6,142,730	598	\$75,896,535
Total	9,110	\$22,316,342	10,530	\$30,954,521	113,135	\$334,854,821

DEVELOPMENT ACTIVITY PYRAMID



¹ Prior Fiscal Year to Date numbers reflect the number of alumni for the reported period based on the state of the data at the end of the prior fiscal year.

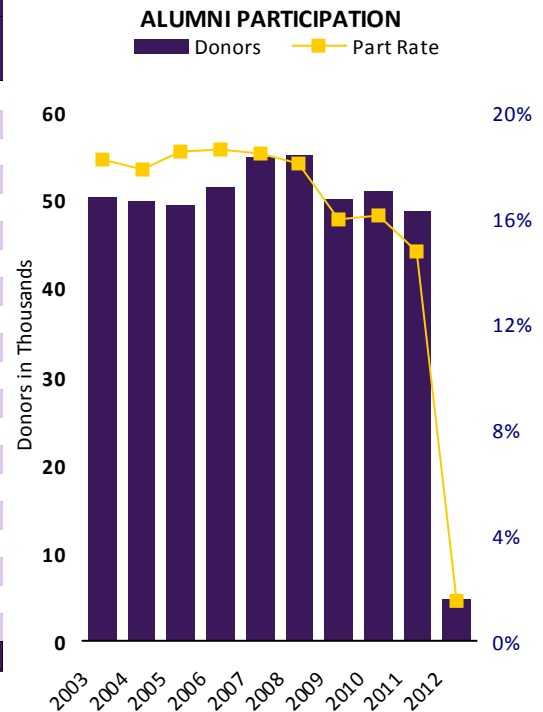
ANNUAL PROGRESS BY GIVING LEVEL

Giving Level	Alumni	Non Alumni	Family Fndns.	Corporations	Foundations	Other Orgs.	Total
\$10M +							\$0
\$5M - \$9,999,999					\$9,735,763		\$9,735,763
\$1M - \$4,999,999						\$1,224,032	\$1,224,032
\$100,000 - \$999,999	\$540,000	\$410,656	\$355,000	\$1,239,368	\$1,599,283	\$2,818,708	\$6,963,014
\$50,000 - \$99,999	\$201,433	\$214,748	\$90,000	\$67,500	\$266,304	\$89,801	\$929,786
\$25,000 - \$49,999	\$40,925	\$91,307	\$70,200	\$194,434	\$151,804	\$112,799	\$661,470
\$10,000 - \$24,999	\$216,134	\$88,810	\$30,000	\$237,080	\$105,980	\$67,204	\$745,208
\$5,000 - \$9,999	\$136,213	\$40,656	\$20,420	\$120,427	\$20,396	\$44,319	\$382,431
\$2,000 - \$4,999	\$387,616	\$178,453	\$4,500	\$93,012	\$16,837	\$28,269	\$708,687
\$1,000 - \$1,999	\$219,444	\$162,406	\$1,000	\$47,906	\$10,442	\$3,075	\$444,274
\$500 - \$999	\$107,679	\$66,279		\$15,340	\$1,800	\$2,854	\$193,951
\$250 - \$499	\$53,974	\$37,809		\$9,025	\$2,295	\$839	\$103,942
\$100 - \$249	\$56,849	\$44,187		\$3,313	\$800	\$973	\$106,123
\$1 - \$99	\$80,251	\$36,202		\$675	\$230	\$304	\$117,662
Total	\$2,040,518	\$1,371,512	\$571,120	\$2,028,081	\$11,911,933	\$4,393,178	\$22,316,342

Giving Level	Alumni	Non Alumni	Family Fndns.	Corporations	Foundations	Other Orgs.	Total
\$10M +							0
\$5M - \$9,999,999					1		1
\$1M - \$4,999,999						1	1
\$100,000 - \$999,999	7	7	3	7	7	10	41
\$50,000 - \$99,999	3	8	1	1	4	2	19
\$25,000 - \$49,999	1	9	2	6	5	3	26
\$10,000 - \$24,999	23	18	3	17	8	4	73
\$5,000 - \$9,999	37	24	3	22	4	6	96
\$2,000 - \$4,999	251	175	2	36	6	9	479
\$1,000 - \$1,999	285	285	1	42	9	2	624
\$500 - \$999	296	250		27	3	5	581
\$250 - \$499	281	261		30	7	3	582
\$100 - \$249	609	596		25	6	6	1,242
\$1 - \$99	3,022	2,291		19	4	9	5,345
Total	4,815	3,924	15	232	64	60	9,110

ALUMNI PARTICIPATION BY CONSTITUENCY (CURRENT FISCAL YEAR)

Area	Solicitable	To UW		To Unit	
		Year to Date	Part Rate	Year to Date	Part Rate
UW Medicine	19,296	356	1.84%	193	1.00%
Arts and Sciences	148,325	2,290	1.54%	720	0.49%
Business School	38,811	660	1.70%	199	0.51%
Built Environments	8,372	97	1.16%	8	0.10%
Dentistry	4,598	91	1.98%	32	0.70%
Education	17,578	296	1.68%	19	0.11%
Engineering	33,380	363	1.09%	60	0.18%
Environment	11,457	130	1.13%	35	0.31%
Evans School of Public Affairs	2,773	64	2.31%	14	0.50%
Interdisc. Grad. Programs	2,239	50	2.23%		
Interschool Programs	2,406	67	2.78%		
Information School	4,882	97	1.99%	20	0.41%
Law	8,074	168	2.08%	86	1.07%
School of Nursing	8,737	166	1.90%	27	0.31%
Pharmacy	3,705	82	2.21%	40	1.08%
Public Health	4,728	82	1.73%	10	0.21%
Social Work	6,543	106	1.62%	14	0.21%
UW Bothell	8,323	149	1.79%	39	0.47%
UW Tacoma	9,481	90	0.95%	46	0.49%
Unspecified	9,066	115	1.27%		
ALL UW TOTAL	324,647	4,815	1.48%		



ALUMNI PARTICIPATION BY CONSTITUENCY (PREVIOUS FISCAL YEAR)

Area	Solicitable	To UW				To Unit			
		Year to Date		FY Total		Year to Date		FY Total	
		Donors ¹	Part Rate	Donors	Part Rate	Donors	Part Rate	Donors	PFY Final
UW Medicine	19,185	356	1.86%	3,576	18.64%	186	0.97%	2,260	11.78%
Arts and Sciences	151,787	2,317	1.53%	20,278	13.36%	386	0.25%	5,517	3.63%
Business School	39,725	667	1.68%	7,407	18.65%	50	0.13%	2,377	5.98%
Built Environments	8,496	119	1.40%	1,328	15.63%	22	0.26%	520	6.12%
Dentistry	4,650	117	2.52%	1,116	24.00%	44	0.95%	595	12.80%
Education	18,092	298	1.65%	3,180	17.58%	14	0.08%	533	2.95%
Engineering	33,868	361	1.07%	4,885	14.42%	48	0.14%	2,226	6.57%
Environment	11,635	124	1.07%	1,711	14.71%	30	0.26%	728	6.26%
Evans School of Public Affairs	2,747	60	2.18%	561	20.42%	9	0.33%	191	6.95%
Interdisc. Grad. Programs	2,200	39	1.77%	323	14.68%				
Interdisc. Undergrad. Programs									
Interschool Programs	2,459	53	2.16%	503	20.46%				
Information School	4,950	90	1.82%	981	19.82%	15	0.30%	464	9.37%
Law	8,186	149	1.82%	1,701	20.78%	43	0.53%	885	10.81%
School of Nursing	8,909	153	1.72%	1,709	19.18%	23	0.26%	878	9.86%
Pharmacy	3,690	97	2.63%	947	25.66%	57	1.54%	685	18.56%
Public Health	4,683	87	1.86%	736	15.72%	13	0.28%	230	4.91%
Social Work	6,753	110	1.63%	971	14.38%	11	0.16%	464	6.87%
UW Bothell	8,069	118	1.46%	803	9.95%	32	0.40%	257	3.19%
UW Tacoma	9,452	139	1.47%	772	8.17%	76	0.80%	355	3.76%
Unspecified	9,472	133	1.40%	1,540	16.26%				
ALL UW TOTAL	330,521	4,896	1.48%	48,671	14.73%				

¹ Prior Fiscal Year to Date numbers reflect the number of alumni for the reported period based on the state of the data on the date this report was run in the prior fiscal year.



The University of Washington Alumni Association is the broad-based engagement vehicle for University Advancement and the University of Washington. Through its strategically designed programs, the UW Alumni Association invites alumni, donors and friends to engage in the life of the UW. Research indicates that engaged alumni and friends are more inclined to support the University and its students. The UW Alumni Association is proud to develop a solid base of support for the University of Washington.



UWAA Member Giving by Constituency

School	Solicitable Alumni	Member		Alumni Giving	
		Members ¹	Donors	Members	Non Members
UW Medicine	19,296	1,952	137	7.02%	1.01%
Arts and Sciences	148,325	19,249	903	4.69%	0.69%
Business School	38,811	7,240	349	4.82%	0.58%
Built Environments	8,372	1,136	34	2.99%	0.43%
Dentistry	4,598	1,025	59	5.76%	0.48%
Education	17,578	2,833	130	4.59%	0.62%
Engineering	33,380	4,528	131	2.89%	0.50%
Environment	11,457	1,435	37	2.58%	0.67%
Evans School of Public Affairs	2,773	338	23	6.80%	1.03%
Interdisc. Grad. Programs	2,239	210	15	7.14%	0.99%
Interdisc. Undergrad. Progra					
Interscholar Programs	2,406	550	31	5.64%	1.24%
Information School	4,882	767	28	3.65%	1.26%
Law	8,074	1,064	61	5.73%	1.26%
School of Nursing	8,737	1,318	51	3.87%	1.16%
Pharmacy	3,705	636	39	6.13%	1.01%
Public Health	4,728	414	22	5.31%	1.09%
Social Work	6,543	599	29	4.84%	1.01%
UW Bothell	8,323	893	29	3.25%	0.97%
UW Tacoma	9,481	793	10	1.26%	0.36%
Unspecified	9,066	1,873	74	3.95%	0.21%
Non-Alumni		8,989	989	11.00%	
Total	324,647	55,258	3,020	5.47%	

Alumni Activity

1 in 3 registrants at 2011 UW events were UWAA members
1 in 2 registrants at 2011 UW events were UW donors
7 in 10 registrants at 2011 UW events were Solicitable Alumni
1 in 50 UWAA members attended a 2011 UW event
1 in 3 2010-2011 Football/Basketball season ticket holders were UWAA members
3 in 5 UWAA members were 2010-2011 Football/Basketball season ticket holders

Top 10 Membership by Class Year

Class Year	Part. Rate	Class Year	Population
1955	22.79%	2011	1,153
1953	21.74%	1971	1,094
1954	21.55%	1973	1,061
1946	21.51%	1974	1,040
1959	21.38%	1970	1,026
1956	20.86%	1972	1,011
1958	20.37%	1976	988
1950	20.29%	1975	978
1957	20.00%	1977	927
1944	20.00%	1968	887

Activity Participation - Rolling 3 Year Total ³

School ²	Participants	Part. Donors	% Donors	Alum Non-Part.	Alum Non-Par Donor	% Non-Part Donor
Intercollegiate Athletics	1,727	1,690	97.86%			
UW Medicine	4,356	3,096	71.07%	20,818	2,976	14.30%
Arts and Sciences	15,708	3,228	20.55%	138,694	7,381	5.32%
Built Environments	1,752	696	39.73%	7,394	648	8.76%
Business School	6,908	1,736	25.13%	34,229	2,917	8.52%
Dentistry	1,976	727	36.79%	2,952	382	12.94%
Education	2,032	375	18.45%	16,433	829	5.04%
Engineering	3,046	899	29.51%	31,830	2,948	9.26%
Environment	1,429	621	43.46%	10,879	969	8.91%
Evans School of Public Affairs	917	299	32.61%	2,191	259	11.82%
Graduate School	369	143	38.75%	2,126	4	0.19%
Information School	783	225	28.74%	4,527	567	12.52%
Law	2,231	857	38.41%	6,533	955	14.62%
Libraries	1,187	1,149	96.80%			
Nursing	1,023	383	37.44%	8,228	1,210	14.71%
Pharmacy	402	231	57.46%	3,564	870	24.41%
Public Health	666	210	31.53%	4,019	352	8.76%
Social Work	883	276	31.26%	6,144	594	9.67%
UW Bothell	874	249	28.49%	8,238	628	7.62%
UW Tacoma	590	204	34.58%	9,734	737	7.57%

¹ Members include paid Annual Members, Lifetime Members, and TPC Level Donors

² Activity is based on a unit affiliated Alumni or Donor being labeled as a positive RSVP, host, speaker, or participant at any tracked UW activity.

³ 3-Years consists of any activity since 7/1/2006

Source: University of Washington Alumni Association



VII. STANDING COMMITTEES

B. Finance, Audit and Facilities Committee

Grant and Contract Awards Summary –June and July, 2011

RECOMMENDED ACTION:

It is the recommendation of the administration and the Finance, Audit and Facilities Committee that the Board of Regents accept the Grant and Contract Awards of \$1,000,000 or more as presented in the attached reports.

Attachments

1. Grant and Contract Awards Summary for June 2011
2. Grant and Contract Awards Summary for July 2011

Grant and Contract Awards Summary

to

The Board of Regents

of the

University of Washington

for

June 2011

Office of Research

Office of Sponsored Programs

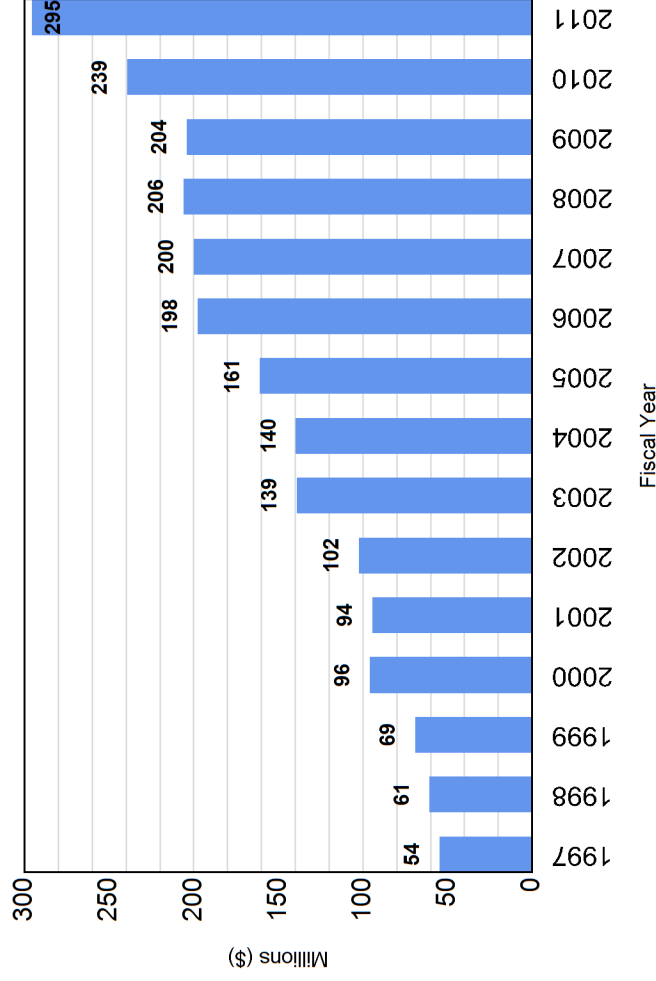
The numbers provided in this report are subject to adjustment at the time that the Annual Report of Sponsored Activity is published.
The changes would reflect modifications and additions to existing awards.

Table of Contents

Graphical Summary of Award Activity	3
Summary of Grant and Contract Awards	4
Comparison of Grants and Contract Awards by Agency	5
Comparison of Grants and Contract Awards by School/College	6
Summary of Grant Awards – Excluding Private Awards	8
Summary of Grant Awards - Private Awards	9
Summary of Contract Awards	10
Report of Grant & Contract Awards over \$1,000,000	11

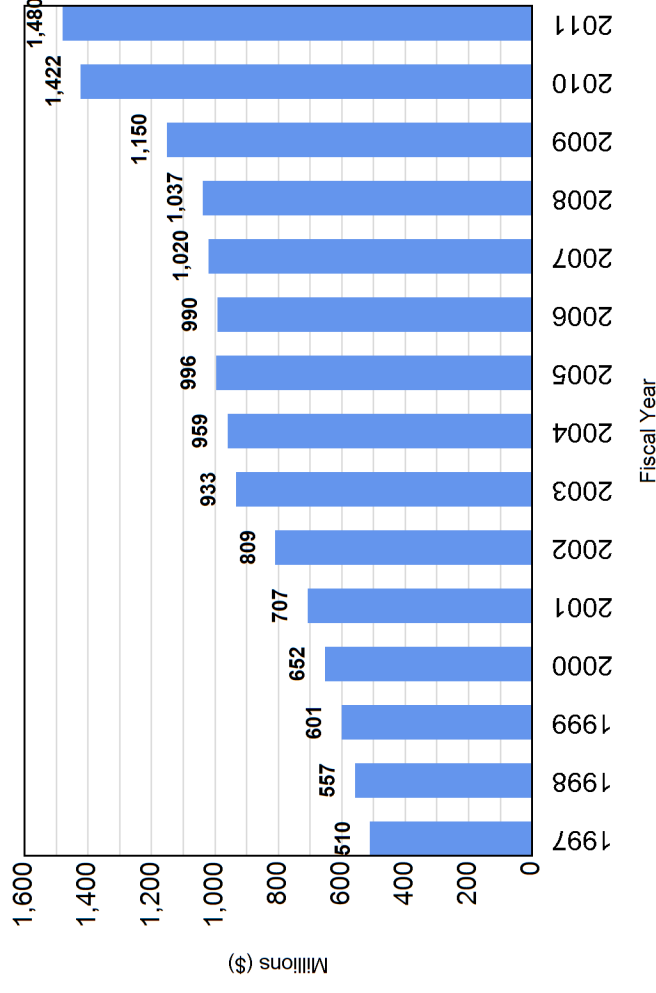
June Only

Comparison of Grant & Contract Awards



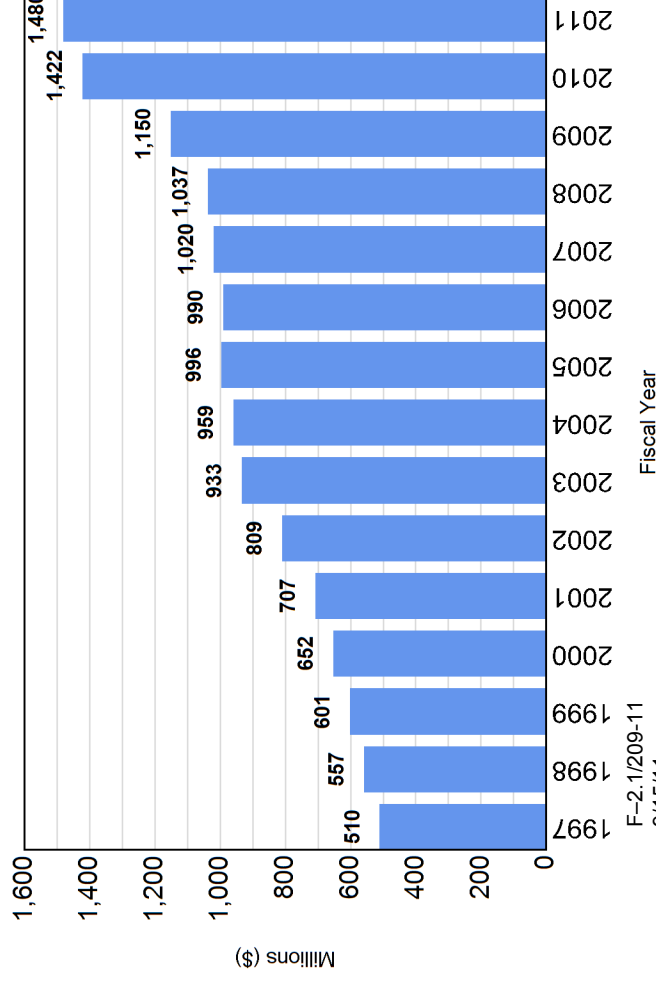
Fiscal Year to Date

Comparison of Grant & Contract Awards



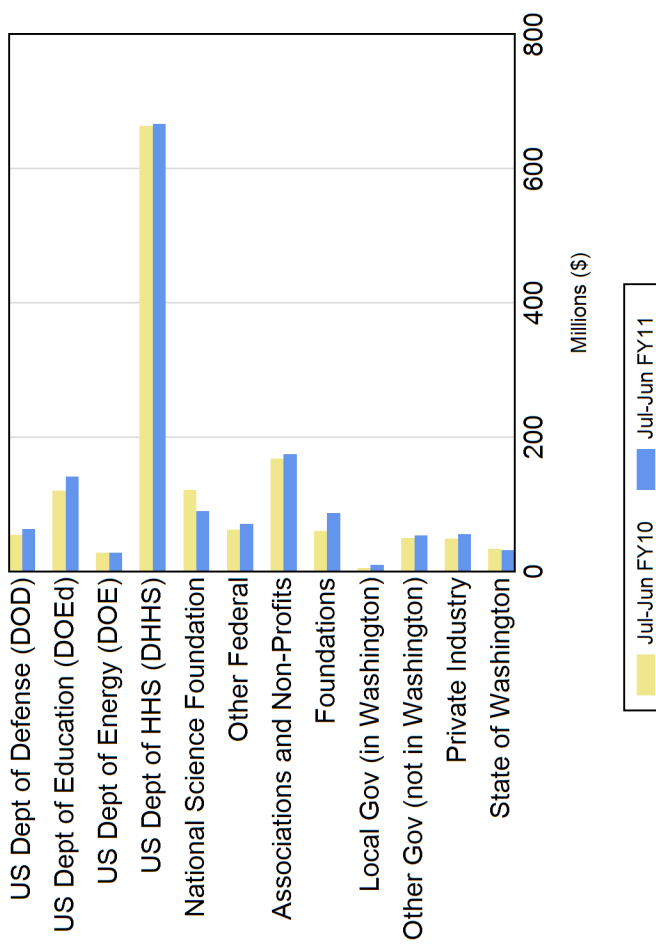
Complete Fiscal Year

Comparison of Grant & Contract Awards



Fiscal Year to Date

Two-Year Comparison of Grant and Contract Awards



Summary of Grant and Contract Awards

Fiscal Year 2010-2011

Month	RESEARCH AND OTHER		TRAINING		Total Grants and Contracts
	Federal	Non-Federal	Federal	Non-Federal	
July	\$ 116,733,700	\$ 35,329,350	\$ 15,457,740	\$ 2,100,929	\$ 169,621,700
August	\$ 134,331,600	\$ 29,923,070	\$ 11,027,470	\$ 547,136	\$ 175,829,200
September	\$ 163,760,900	\$ 43,428,850	\$ 46,816,820	\$ 5,296,927	\$ 259,303,500
October	\$ 51,765,760	\$ 29,066,660	\$ 4,078,383	\$ 318,448	\$ 85,229,260
November	\$ 24,811,640	\$ 25,350,030	\$ 377,023	\$ 2,265,686	\$ 52,804,390
December	\$ 30,371,510	\$ 69,486,650	\$ 903,062	\$ 2,025,040	\$ 102,786,300
January	\$ 21,149,220	\$ 22,518,720	\$ 313,312	\$ 1,315,247	\$ 45,296,500
February	\$ 29,168,220	\$ 20,090,680	\$ 1,804,443	\$ 81,596	\$ 51,144,950
March	\$ 65,970,380	\$ 22,050,730	\$ 3,130,270	\$ 796,849	\$ 91,948,230
April	\$ 39,130,620	\$ 18,976,640	\$ 3,758,425	\$ 947,001	\$ 62,812,690
May	\$ 32,014,120	\$ 33,050,660	\$ 21,069,090	\$ 1,594,313	\$ 87,728,180
June	\$ 230,867,700	\$ 47,102,960	\$ 14,997,610	\$ 2,409,401	\$ 295,377,700
FY11 to Date	\$940,075,272	\$396,375,016	\$123,733,653	\$19,698,572	\$1,479,882,513
FY10 to Date	\$926,527,850	\$357,074,962	\$125,726,721	\$12,370,491	\$1,421,700,024
Over (Under) Previous Year	\$13,547,422	\$40,117,281	(\$1,993,068)	\$7,328,081	\$58,999,716

Assuming acceptance of all awards by the Board of Regents

Comparison of Grant and Contract Awards by Agency

Fiscal Years 2009-2010 and 2010-2011

Agency	FY10	FY11
US Department of Defense (DOD)	\$ 54,969,774	\$ 63,917,127
US Department of Education (DOEd)	\$ 121,216,940	\$ 142,238,849
US Department of Energy (DOE)	\$ 28,128,361	\$ 28,572,353
US Department of Health and Human Services (DHHS)	\$ 664,070,552	\$ 667,447,921
National Science Foundation (NSF)	\$ 121,490,319	\$ 90,613,693
Other Federal	\$ 62,378,626	\$ 71,018,982
Subtotal for Federal :	\$ 1,052,254,571	\$ 1,063,808,925
Associations and Non-Profits	\$ 168,878,476	\$ 175,166,045
Foundations	\$ 60,915,668	\$ 87,573,460
Local Government (in Washington)	\$ 5,662,059	\$ 10,425,153
Other Government (not in Washington)	\$ 50,424,415	\$ 54,365,817
Private Industry	\$ 49,148,304	\$ 56,290,545
State of Washington	\$ 34,416,530	\$ 32,252,567
Subtotal for Non-Federal :	\$ 369,445,453	\$ 416,073,588
Grand Total :	\$ 1,421,700,024	\$ 1,479,882,513
Amount of Increase (Decrease) :		\$ 58,182,489
Percent of Increase (Decrease) :		4.1 %

Assuming acceptance of all awards by the Board of Regents

Comparison of Grant and Contract Awards by School/College

Fiscal Years 2009-2010 and 2010-2011

School/College	FY10	FY11
Upper Campus		
Architecture and Urban Planning	\$ 1,987,221	\$ 3,380,510
Arts and Sciences	\$ 108,396,311	\$ 91,334,606
Center for Commercialization		\$ 291,264
College of the Environment	\$ 37,849,455	\$ 120,909,942
Director of Libraries	\$ 1,663,292	\$ 4,160,902
Education	\$ 4,782,537	\$ 21,735,588
Educational Outreach	\$ 123,000	\$ 212,500
Engineering	\$ 96,287,664	\$ 105,411,859
Evans School of Public Affairs	\$ 1,256,282	\$ 1,828,438
Executive Vice President		\$ 2,446,340
External Affairs		\$ 52,018
Forest Resources	\$ 2,951,558	
Foster School of Business	\$ 1,072,257	\$ 1,344,092
Graduate School	\$ 7,778,468	\$ 4,159,918
Information School	\$ 6,956,957	\$ 2,237,074
Law	\$ 1,461,814	\$ 2,548,512
Ocean and Fishery Sciences	\$ 91,894,432	\$ 9,451,286
Office of Research	\$ 49,290,986	\$ 51,663,737
Provost	\$ 35,000	\$ 60,480
Social Work	\$ 22,315,895	\$ 21,210,274
Undergraduate Education	\$ 213,373	\$ 1,584,769
VP Minority Affairs	\$ 6,002,595	\$ 8,631,783
VP Student Life	\$ 104,680,808	\$ 115,894,126
Subtotal :	\$ 546,999,905	\$ 570,550,017
Health Sciences		
Dentistry	\$ 12,874,689	\$ 8,787,218
Medicine	\$ 697,259,894	\$ 715,722,822
Nursing	\$ 17,304,723	\$ 17,793,736
Pharmacy	\$ 15,680,624	\$ 15,065,565
Public Health	\$ 93,323,050	\$ 118,957,972
Subtotal :	\$ 836,442,980	\$ 876,327,313
Special Programs		
Alcohol and Drug Abuse Institute	\$ 3,611,505	\$ 3,905,898
CHDD Administration	\$ 7,413,735	\$ 5,131,187
Hall Health Primary Care Center		\$ 283,155
Regional Primate Center	\$ 24,422,598	\$ 12,465,115
Subtotal :	\$ 35,447,838	\$ 21,785,355

School/College	FY10	FY11
Other UW		
Campuses		
Bothell	\$ 2,279,457	\$ 4,608,959
Tacoma	\$ 529,844	\$ 6,610,869
Subtotal :	\$ 2,809,301	\$ 11,219,828
Grand Total :	\$ 1,421,700,024	\$ 1,479,882,513

Note: Effective with the 2011 fiscal year, awards in the College of the Environment include awards previously included in Forest Resources, Ocean and Fishery Sciences, and the Office of Research. As a result, comparisons between 2010 and 2011 are affected.

Assuming acceptance of all awards by the Board of Regents

Summary of Grant Awards**Fiscal Year 2010-2011***Excluding private awards from Foundations, Industry, Associations and Others*

Month	RESEARCH AND OTHER		TRAINING		Total Grants
	Federal	Non-Federal	Federal	Non-Federal	
July	\$ 110,707,300	\$ 3,759,472	\$ 15,393,240	\$ 1,192,557	\$ 131,052,500
August	\$ 130,080,400	\$ 3,781,791	\$ 11,027,470	\$ 202,523	\$ 145,092,100
September	\$ 160,838,900	\$ 11,810,130	\$ 46,627,480	\$ 4,129,317	\$ 223,405,800
October	\$ 39,992,300	\$ 6,303,664	\$ 4,078,383	\$ 70,000	\$ 50,444,340
November	\$ 19,016,630	\$ 5,976,814	\$ 295,100	\$ 272,797	\$ 25,561,340
December	\$ 29,895,950	\$ 5,642,230	\$ 903,062	\$ 450,000	\$ 36,891,240
January	\$ 18,002,730	\$ 3,825,736	\$ 313,312	\$ 379,061	\$ 22,520,840
February	\$ 27,714,370	\$ 2,549,086	\$ 1,804,443	\$ 0	\$ 32,067,900
March	\$ 63,770,480	\$ 2,377,294	\$ 3,130,270	\$ 0	\$ 69,278,040
April	\$ 34,789,760	\$ 2,894,920	\$ 3,758,425	\$ 63,500	\$ 41,506,600
May	\$ 29,220,120	\$ 5,242,884	\$ 21,069,090	\$ 79,095	\$ 55,611,190
June	\$ 223,133,000	\$ 5,727,260	\$ 14,997,610	\$ 657,787	\$ 244,515,600
Year to Date	\$ 887,161,800	\$ 59,891,280	\$ 123,397,900	\$ 7,496,637	\$ 1,077,948,000

Assuming acceptance of all awards by the Board of Regents

Summary of Grant Awards**Fiscal Year 2010-2011***Private awards from Foundations, Industry, Associations and Others*

Month	RESEARCH AND OTHER	TRAINING	Total Grants
July	\$ 24,990,810	\$ 369,153	\$ 25,359,960
August	\$ 22,428,710	\$ 121,830	\$ 22,550,540
September	\$ 27,254,490	\$ 573,762	\$ 27,828,250
October	\$ 15,102,430	\$ 237,448	\$ 15,339,870
November	\$ 17,563,950	\$ 752,796	\$ 18,316,740
December	\$ 56,292,190	\$ 1,182,000	\$ 57,474,190
January	\$ 11,999,310	\$ 878,186	\$ 12,877,490
February	\$ 14,473,530	\$ 31,596	\$ 14,505,130
March	\$ 10,742,340	\$ 362,021	\$ 11,104,360
April	\$ 9,784,813	\$ 534,641	\$ 10,319,450
May	\$ 19,814,630	\$ 495,875	\$ 20,310,500
June	\$ 24,431,690	\$ 633,811	\$ 25,065,500
Year to Date	\$ 254,878,900	\$ 6,173,118	\$ 261,052,000

Assuming acceptance of all awards by the Board of Regents

Summary of Contract AwardsFiscal Year 2010-2011

Month	RESEARCH AND OTHER		TRAINING		Total Contracts
	Federal	Non-Federal	Federal	Non-Federal	
July	\$ 6,026,372	\$ 6,579,072	\$ 64,500	\$ 539,219	\$ 13,209,160
August	\$ 4,251,216	\$ 3,712,571	\$ 0	\$ 222,783	\$ 8,186,570
September	\$ 2,921,990	\$ 4,364,239	\$ 189,348	\$ 593,848	\$ 8,069,425
October	\$ 11,773,470	\$ 7,660,575	\$ 0	\$ 11,000	\$ 19,445,040
November	\$ 5,795,018	\$ 1,809,275	\$ 81,923	\$ 1,240,093	\$ 8,926,309
December	\$ 475,560	\$ 7,552,227	\$ 0	\$ 393,040	\$ 8,420,827
January	\$ 3,146,495	\$ 6,693,681	\$ 0	\$ 58,000	\$ 9,898,176
February	\$ 1,453,857	\$ 3,068,064	\$ 0	\$ 50,000	\$ 4,571,921
March	\$ 2,199,904	\$ 8,931,102	\$ 0	\$ 434,828	\$ 11,565,830
April	\$ 4,340,862	\$ 6,296,907	\$ 0	\$ 348,860	\$ 10,986,630
May	\$ 2,793,998	\$ 7,993,151	\$ 0	\$ 1,019,343	\$ 11,806,490
June	\$ 7,734,724	\$ 16,944,000	\$ 0	\$ 1,117,803	\$ 25,796,530
Year to Date	\$ 52,913,460	\$ 81,604,860	\$ 335,771	\$ 6,028,817	\$ 140,882,900

Assuming acceptance of all awards by the Board of Regents

**Report of Grant and Contract Awards
of \$1,000,000 or More**

June 2011

**Requiring action of
The Board of Regents
of the
University of Washington**

**Office of Research
Office of Sponsored Programs**

Detail of Public Grant Awards

Federal

US Department of Defense (DOD)

Office of Naval Research (ONR)

To:	Kristi Hill, Assistant Professor Aero And Astro	\$ 1,499,930
For:	AIRFOILS: Animal Inspired Robust Flight with Outer and Inner Loop Strategies	
Eff:	8/1/2010	Classified: No

Total for Office of Naval Research (ONR): **\$ 1,499,930**

Total for US Department of Defense (DOD): **\$ 1,499,930**

US Department of Education (DOEd)

Institute of Education Sciences (IES)

To:	Robert D Abbott, Professor Dept Of Education	\$ 1,172,790
For:	Preparing Scholars for Rigorous Mixed-Method Studies of K-20 Education Policies and Programs: The Collaborative Researchers for Education Sciences Training (CREST) Program, University of Washington	
Eff:	7/1/2011	Classified: No

Total for Institute of Education Sciences (IES): **\$ 1,172,790**

Office of Federal Student Aid (FSA)

To:	Sharon K. Lewis, Director Student Financial Aid	\$ 43,600,000
For:	Pell Grant	
Eff:	7/1/2010	Classified: No

To:	Sharon K. Lewis, Director Student Financial Aid	\$ 2,268,826
For:	Supplemental Educational Opportunity Grant Program	
Eff:	7/1/2010	Classified: No

To:	Sharon K. Lewis, Director Student Financial Aid	\$ 2,390,047
For:	Federal Work Study	
Eff:	7/1/2010	Classified: No

To:	Sharon K. Lewis, Director Student Financial Aid	\$ 1,069,637
For:	State Work Study	
Eff:	7/1/2010	Classified: No

Total for Office of Federal Student Aid (FSA): **\$ 49,328,510**

Total for US Department of Education (DOEd): **\$ 50,501,300**

Detail of Public Grant Awards

Federal

US Department of Energy (DOE)

US Department of Energy (DOE)

To: Laurence G Yaffe, Professor \$ 1,233,000
Physics

For: Theoretical and Experimental Particle Physics

Eff: 4/1/1996 Classified: No

Total for US Department of Energy (DOE): \$ 1,233,000

Total for US Department of Energy (DOE): \$ 1,233,000

US Department of Health and Human Services (DHHS)

Health Resources and Services Administration (HRSA)

To: King Holmes, Professor \$ 1,750,000
Global Health

For: Building Sustainable Human and Institutional Capacity for HIV Care

Eff: 4/1/2011 Classified: No

Total for Health Resources and Services Administration (HRSA): \$ 1,750,000

Detail of Public Grant Awards

Federal

US Department of Health and Human Services (DHHS)

National Institutes of Health (NIH)

To:	Murray Raskind, Professor Psychiatry	\$ 2,787,045
For:	Alzheimer's Disease Research Center	
Eff:	7/1/2011	Classified: No
To:	G Stamatoyannopoulos, Professor Department Of Medicine	\$ 2,383,844
For:	Stem Cell Gene Therapy for Hemoglobinopathies	
Eff:	4/1/2011	Classified: No
To:	David Eaton, Professor Enviro & Occup Health	\$ 1,698,601
For:	Center for Ecogenetics and Environmental Health	
Eff:	4/1/2011	Classified: No
To:	Walter A Kukull, Director Epidemiology	\$ 3,293,180
For:	National Alzheimer's Coordinating Center	
Eff:	7/1/2011	Classified: No
To:	Alan Chait, Professor Department Of Medicine	\$ 2,226,221
For:	Pathobiology of Macrovascular Disease in Diabetes	
Eff:	6/1/2011	Classified: No
To:	Peter M Milgrom, Professor Oral Health Sciences	\$ 1,024,481
For:	Northwest/Alaska/Hawaii Center to Reduce Oral Health Disparities	
Eff:	6/1/2011	Classified: No
To:	King K. Holmes, Chair Global Health	\$ 3,231,111
For:	University of Washington Center for AIDS Research	
Eff:	6/1/2011	Classified: No
To:	Raymond Monnat, Professor Pathology	\$ 1,442,050
For:	Human RecQ helicases in biology and oncology	
Eff:	7/1/2011	Classified: No
To:	Alan Chait, Professor Department Of Medicine	\$ 1,178,358
For:	Clinical Nutrition Research Unit	
Eff:	7/1/2011	Classified: No
To:	Evan Eichler, Professor Genome Sciences	\$ 1,011,588
For:	Human Genome Structural Variaton	
Eff:	7/1/2011	Classified: No

Detail of Public Grant Awards

Federal

US Department of Health and Human Services (DHHS)

National Institutes of Health (NIH)

National Institute of Allergy and Infectious Diseases (NIAID)

To: Wesley Van Voorhis, Professor \$ 1,013,092
 Department Of Medicine
 For: Calcium Dependent Protein Kinase 1 as a drug target for T. gondii
 and C. parvum
 Eff: 7/1/2010 Classified: No

Total for National Institute of Allergy and Infectious Diseases (NIAID): \$ 1,013,092

National Institute of Environmental Health and Science (NIEHS)

To: Joel Kaufman, Professor \$ 2,387,913
 Enviro & Occup Health
 For: DISCOVER Center: Cardiovascular Disease and Traffic-Related Air
 Pollution
 Eff: 6/1/2011 Classified: No

To: Terrance Kavanagh, Professor \$ 1,109,693
 Enviro & Occup Health
 For: Linking the physical and chemical characteristics of Qdots to their
 Toxicity
 Eff: 5/1/2011 Classified: No

Total for National Institute of Environmental Health and Science (NIEHS): \$ 3,497,606

National Institute of General Medical Sciences (NIGMS)

To: Marshall Horwitz, Professor \$ 1,295,836
 Pathology
 For: Medical Scientist Training Program
 Eff: 7/1/2011 Classified: No

Total for National Institute of General Medical Sciences (NIGMS): \$ 1,295,836

Total for National Institutes of Health (NIH): \$ 26,083,013

Total for US Department of Health and Human Services (DHHS): \$ 27,833,013

Total for Federal: \$ 81,067,243

Total Public Grants: \$ 81,067,243

Detail of Private Grant Awards

Foundations

Bill and Melinda Gates Foundation

To: Zoran Popovic, Associate Professor
Computer Science & Eng \$ 2,558,746

For: Finding and Assessing Long-Lasting Optimal Pathways for
Conceptual Understanding of Pre-algebra Concepts in an Interactive
Game World

Eff: 6/22/2011 Classified: No

Total for Bill and Melinda Gates Foundation: \$ 2,558,746

Wallace H. Coulter Foundation

To: Paul Yager, Chair
Bioengineering \$ 2,500,000

For: UW Translational Research Partnerships in Biomedical Engineering

Eff: 6/20/2011 Classified: No

Total for Wallace H. Coulter Foundation: \$ 2,500,000

Total for Foundations: \$ 5,058,746

Total Private Grants: \$ 5,058,746

Detail of Contract Awards

Federal

US Department of Health and Human Services (DHHS)

National Institutes of Health (NIH)

National Heart, Lung, and Blood Institute (NHLBI)

To: Deborah Nickerson, Professor
Genome Sciences \$ 6,329,527

For: UW NHLBI Resequencing and Genotyping Center

Eff: 6/1/2011 Classified: No

Total for National Heart, Lung, and Blood Institute (NHLBI): \$ 6,329,527

National Institute of Allergy and Infectious Diseases (NIAID)

To: David Anderson, Associate Director
Regional Primate Ctr \$ 3,644,046

For: Simian Vaccine Evaluation Unit - 4

Eff: 6/1/2011 Classified: No

Total for National Institute of Allergy and Infectious Diseases (NIAID): \$ 3,644,046

National Library of Medicine (NLM)

To: Lizabeth Wilson, Dean Of University Libraries
Library \$ 1,466,848

For: National Network of Libraries of Medicine, Reg 6, Pacific NW
Region, 2011-2016

Eff: 5/1/2011 Classified: No

Total for National Library of Medicine (NLM): \$ 1,466,848

Total for National Institutes of Health (NIH): \$ 11,440,421

Total for US Department of Health and Human Services (DHHS): \$ 11,440,421

Total for Federal: \$ 11,440,421

Detail of Contract Awards

Associations and Non-Profits

George Washington University

To: Santica Marcovina, Research Professor \$ 1,059,766
Department Of Medicine

For: Diabetes Prevention Program Outcome Study

Eff: 2/1/2011 Classified: No

Total for George Washington University: \$ 1,059,766

Total for Associations and Non-Profits: \$ 1,059,766

Foundations

Bill and Melinda Gates Foundation

To: Dilys Walker, Assoc Professor \$ 1,094,604
Global Health

For: Improving Maternal Health in Mesoamerica through Task Shifting,
Training, Implementation and Evaluation

Eff: 5/1/2011 Classified: No

Total for Bill and Melinda Gates Foundation: \$ 1,094,604

The Johnson Center for Child Health and Development

To: Gene Sackett, Professor Emeritus \$ 1,292,858
Psychology

For: A primate model of gut, immune and central nervous system
interactions in response to childhood vaccines

Eff: 5/1/2008 Classified: No

Total for The Johnson Center for Child Health and Development: \$ 1,292,858

Total for Foundations: \$ 2,387,462

State of Washington

Washington State Department of Health

To: Nanette Welton, Associate Librarian \$ 1,900,000
Library

For: HEAL-WA DOH Contract #N17243-1 Amendment

Eff: 12/1/2008 Classified: No

Total for Washington State Department of Health: \$ 1,900,000

Total for State of Washington: \$ 1,900,000

Total Contracts: \$ 16,787,649

Grand Total for all Awards \$ 102,913,638

Grant and Contract Awards Summary

to

The Board of Regents

of the

University of Washington

for

July 2011

Office of Research

Office of Sponsored Programs

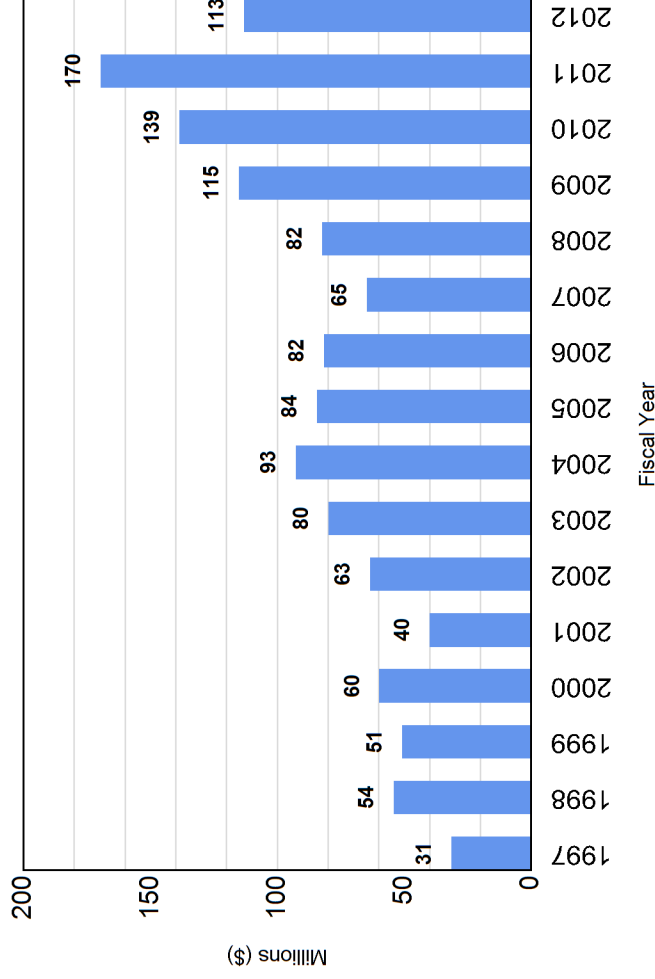
The numbers provided in this report are subject to adjustment at the time that the Annual Report of Sponsored Activity is published.
The changes would reflect modifications and additions to existing awards.

Table of Contents

Graphical Summary of Award Activity	3
Summary of Grant and Contract Awards	4
Comparison of Grants and Contract Awards by Agency	5
Comparison of Grants and Contract Awards by School/College	6
Summary of Grant Awards – Excluding Private Awards	7
Summary of Grant Awards - Private Awards	8
Summary of Contract Awards	9
Report of Grant & Contract Awards over \$1,000,000	10

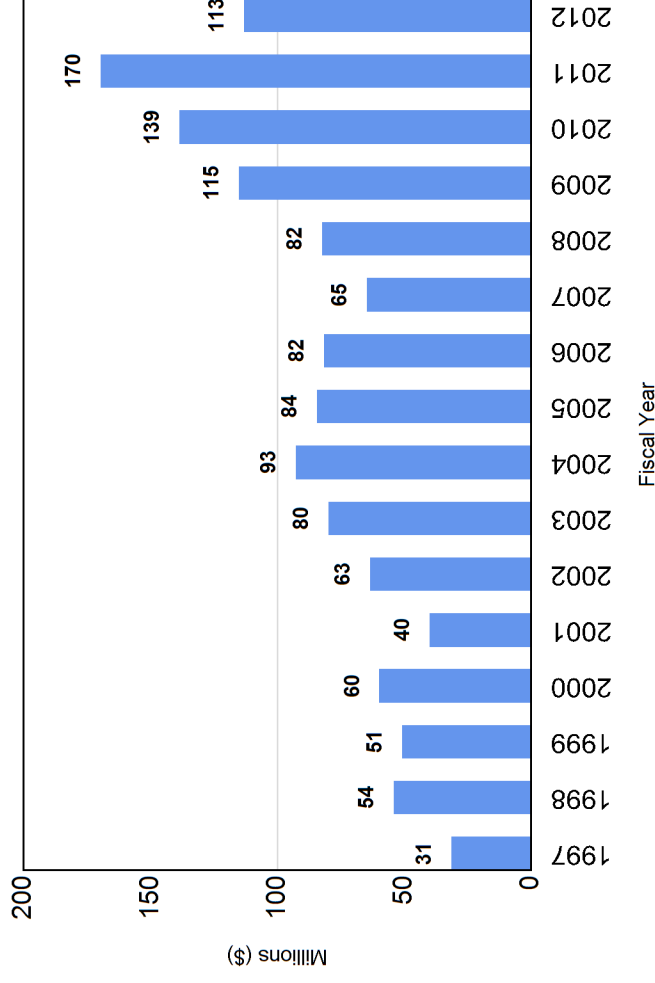
July Only

Comparison of Grant & Contract Awards



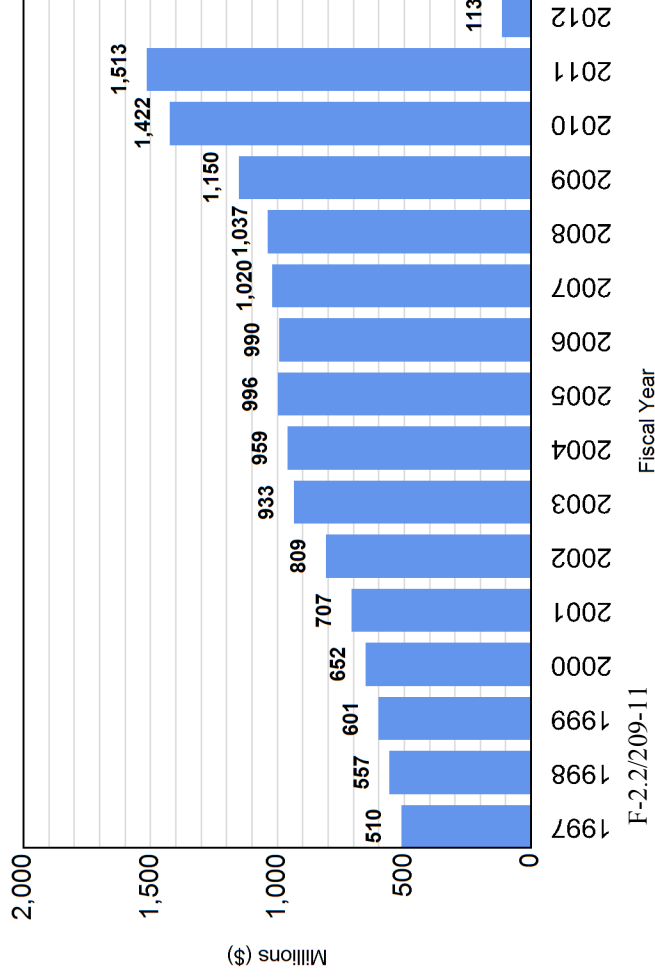
Fiscal Year to Date

Comparison of Grant & Contract Awards



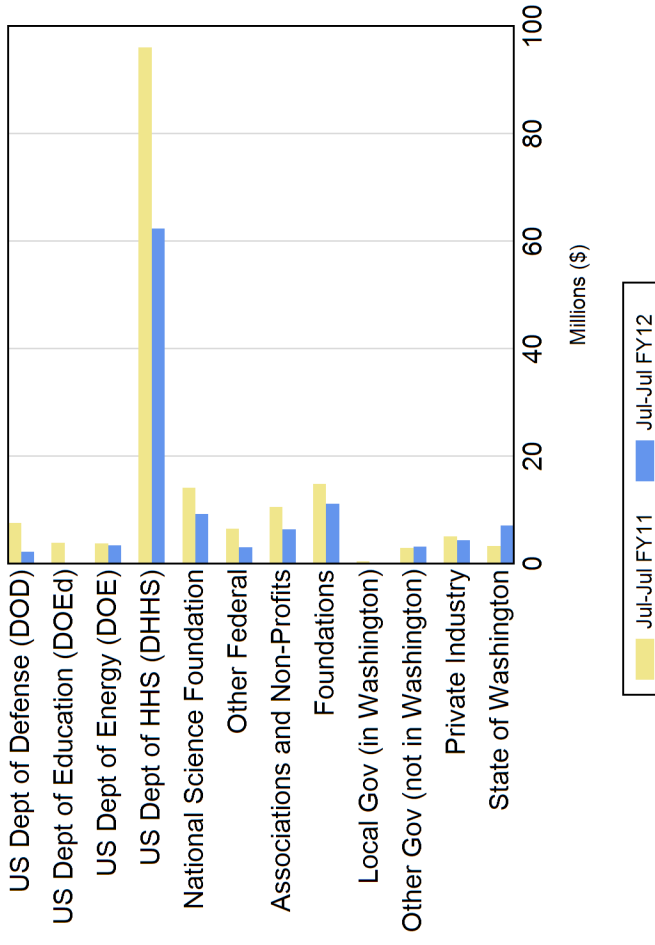
Complete Fiscal Year

Comparison of Grant & Contract Awards



Fiscal Year to Date

Two-Year Comparison of Grant and Contract Awards



Summary of Grant and Contract Awards

Fiscal Year 2011-2012

Month	RESEARCH AND OTHER		TRAINING		Total Grants and Contracts
	Federal	Non-Federal	Federal	Non-Federal	
July	\$ 72,776,120	\$ 30,196,740	\$ 7,642,882	\$ 2,388,481	\$ 113,004,200
FY12 to Date	\$72,776,122	\$30,196,744	\$7,642,882	\$2,388,481	\$113,004,229
FY11 to Date	\$116,733,654	\$35,329,350	\$15,457,735	\$2,100,929	\$169,621,668
Over (Under) Previous Year	(\$43,957,532)	(\$5,129,399)	(\$7,814,853)	\$287,552	(\$56,614,233)

Assuming acceptance of all awards by the Board of Regents

Comparison of Grant and Contract Awards by Agency

Fiscal Years 2010-2011 and 2011-2012

Agency	Jul-Jul FY11	Jul-Jul FY12
US Department of Defense (DOD)	\$ 7,633,467	\$ 2,194,227
US Department of Education (DOEd)	\$ 3,955,203	\$ 0
US Department of Energy (DOE)	\$ 3,774,749	\$ 3,393,278
US Department of Health and Human Services (DHHS)	\$ 96,130,480	\$ 62,438,804
National Science Foundation (NSF)	\$ 14,150,048	\$ 9,282,079
Other Federal	\$ 6,547,442	\$ 3,110,616
Subtotal for Federal :	\$ 132,191,389	\$ 80,419,004
Associations and Non-Profits	\$ 10,535,928	\$ 6,430,685
Foundations	\$ 14,904,287	\$ 11,216,309
Local Government (in Washington)	\$ 497,952	\$ 129,453
Other Government (not in Washington)	\$ 2,975,877	\$ 3,207,700
Private Industry	\$ 5,163,628	\$ 4,430,137
State of Washington	\$ 3,352,607	\$ 7,170,941
Subtotal for Non-Federal :	\$ 37,430,279	\$ 32,585,225
Grand Total :	\$ 169,621,668	\$ 113,004,229
Amount of Increase (Decrease) :		(\$ 56,617,439)
Percent of Increase (Decrease) :		(33.4 %)

Assuming acceptance of all awards by the Board of Regents

Comparison of Grant and Contract Awards by School/College

Fiscal Years 2010-2011 and 2011-2012

School/College	Jul-Jul FY11	Jul-Jul FY12
Upper Campus		
Architecture and Urban Planning	\$ 2,500	\$ 20,000
Arts and Sciences	\$ 7,150,604	\$ 3,356,171
College of the Environment	\$ 14,349,131	\$ 9,154,985
Director of Libraries	\$ 64,500	
Education	\$ 1,971,039	\$ 22,721
Engineering	\$ 8,117,835	\$ 8,803,859
Foster School of Business	\$ 894,700	
Graduate School	\$ 76,246	\$ 1,771,056
Information School	\$ 189,876	\$ 80,256
Law		\$ 90,000
Ocean and Fishery Sciences	\$ 451,702	\$ 609,964
Office of Research	\$ 7,052,844	\$ 2,169,765
Social Work	\$ 6,400,373	\$ 3,083,801
Undergraduate Education		\$ 17,477
VP Minority Affairs	\$ 387,955	
Subtotal :	\$ 47,109,305	\$ 29,180,055
Health Sciences		
Dentistry	\$ 589,552	\$ 97,239
Medicine	\$ 96,927,153	\$ 59,553,095
Nursing	\$ 5,726,792	\$ 3,517,156
Pharmacy	\$ 3,224,864	\$ 565,986
Public Health	\$ 13,863,653	\$ 3,795,480
Subtotal :	\$ 120,332,014	\$ 67,528,956
Special Programs		
Alcohol and Drug Abuse Institute		\$ 50,275
CHDD Administration	\$ 1,055,435	\$ 80,000
Regional Primate Center	\$ 884,022	\$ 15,820,193
Subtotal :	\$ 1,939,457	\$ 15,950,468
Other UW Campuses		
Bothell	\$ 240,891	\$ 273,610
Tacoma		\$ 71,140
Subtotal :	\$ 240,891	\$ 344,750
Grand Total :	\$ 169,621,668	\$ 113,004,229

Assuming acceptance of all awards by the Board of Regents

Summary of Grant Awards

Fiscal Year 2011-2012

Excluding private awards from Foundations, Industry, Associations and Others

Month	RESEARCH AND OTHER		TRAINING		Total Grants
	Federal	Non-Federal	Federal	Non-Federal	
July	\$ 71,450,980	\$ 5,019,858	\$ 7,510,674	\$ 126,824	\$ 84,108,340
Year to Date	\$ 71,450,980	\$ 5,019,858	\$ 7,510,674	\$ 126,824	\$ 84,108,340

Assuming acceptance of all awards by the Board of Regents

Summary of Grant Awards

Fiscal Year 2011-2012

Private awards from Foundations, Industry, Associations and Others

Month	RESEARCH AND OTHER	TRAINING	Total Grants
July	\$ 21,192,800	\$ 165,382	\$ 21,358,180
Year to Date	\$ 21,192,800	\$ 165,382	\$ 21,358,180

Assuming acceptance of all awards by the Board of Regents

Summary of Contract Awards

Fiscal Year 2011-2012

Month	RESEARCH AND OTHER		TRAINING		Total Contracts
	Federal	Non-Federal	Federal	Non-Federal	
July	\$ 1,325,143	\$ 3,984,090	\$ 132,208	\$ 2,096,275	\$ 7,537,716
Year to Date	\$ 1,325,143	\$ 3,984,090	\$ 132,208	\$ 2,096,275	\$ 7,537,716

Assuming acceptance of all awards by the Board of Regents

**Report of Grant and Contract Awards
of \$1,000,000 or More**

July 2011

**Requiring action of
The Board of Regents
of the
University of Washington**

**Office of Research
Office of Sponsored Programs**

Detail of Public Grant Awards

Federal

US Department of Health and Human Services (DHHS)

National Institutes of Health (NIH)

To:	Paul Yager, Professor Bioengineering	\$ 1,262,608
For:	A 2DPN-based high-sensitivity low-cost multiplexed POC immunoassay platform	
Eff:	7/15/2011	Classified: No
To:	David Kimelman, Professor Biochemistry	\$ 1,132,523
For:	Training in Molecular and Cellular Biology	
Eff:	7/1/2011	Classified: No
To:	David S. Siscovick, Professor Department Of Medicine	\$ 1,675,375
For:	Genome-wide Study of Sudden Cardiac Arrest Risk in the Community	
Eff:	7/1/2011	Classified: No
To:	John D Hawkins, Professor School Of Social Work	\$ 2,218,376
For:	The Community Youth Development Study: A Test of Communities That Care	
Eff:	9/1/2002	Classified: No

National Center for Research Resources (NCRR)

To:	David M. Anderson, Director Regional Primate Ctr	\$ 1,844,673
For:	WaNPRC Macaca nemestrina Specific Pathogen Free Breeding colony	
Eff:	7/1/2011	Classified: No
To:	Martha Somerman, Dean Dentistry-Deans Office	\$ 13,584,132
For:	Washington National Primate Research Center FY50	
Eff:	5/1/2011	Classified: No
	<i>Total for National Center for Research Resources (NCRR):</i>	\$ 15,428,805

National Institute on Drug Abuse (NIDA)

To:	Michael Katze, Professor Microbiology	\$ 1,838,954
For:	Functional Genomics and HCV-Associated Liver Disease	
Eff:	7/1/2011	Classified: No
	<i>Total for National Institute on Drug Abuse (NIDA):</i>	\$ 1,838,954

Total for National Institutes of Health (NIH): **\$ 23,556,641**

Total for US Department of Health and Human Services (DHHS): **\$ 23,556,641**

Detail of Public Grant Awards

Federal

National Science Foundation (NSF)

National Science Foundation (NSF)

To: Gerald Baldasty, Dean \$ 1,726,900
Dean's Office

For: 2011-2012 Graduate Research Fellowship

Eff: 6/16/2011 Classified: No

To: William Wilcock, Professor \$ 2,114,819
Oceanography

For: R/V Thomas G. Thompson Ship Operations 2005-2011

Eff: 3/1/2005 Classified: No

Total for National Science Foundation (NSF): \$ 3,841,719

Total for National Science Foundation (NSF): \$ 3,841,719

Total for Federal: \$ 27,398,360

Total Public Grants: \$ 27,398,360

Detail of Private Grant Awards

Foundations

Bill and Melinda Gates Foundation

To: Connie L. Celum, Professor \$ 9,734,062
Department Of Medicine

For: Tenofovir and Emtricitabine/tenofovir Chemoprophylaxis to Prevent
HIV Acquisition

Eff: 7/1/2007 Classified: No

Total for Bill and Melinda Gates Foundation: \$ 9,734,062

Total for Foundations: \$ 9,734,062

Other Government (not in Washington)

University of Victoria

To: William Wilcock, Professor \$ 2,137,822
Oceanography

For: U of Victoria R/V TGT Shiptime

Eff: 6/28/2011 Classified: No

Total for University of Victoria: \$ 2,137,822

Total for Other Government (not in Washington): \$ 2,137,822

Total Private Grants: \$ 11,871,884

Detail of Contract Awards

State of Washington

Washington State Department of Social and Health Services (DSHS)		
To:	Therese M. Grant, Assoc Professor Psychiatry	\$ 2,930,328
For:	Parent-Child Assistance Program	
Eff:	7/1/2011	Classified: No
To:	Jon Mc Clellan, Professor Psychiatry	\$ 1,976,457
For:	Child Study and Treatment Center 2011-2013	
Eff:	7/1/2011	Classified: No
Total for Washington State Department of Social and Health Services (DSHS):		\$ 4,906,785
Total for State of Washington:		\$ 4,906,785
Total Contracts:		\$ 4,906,785
Grand Total for all Awards		\$ 44,177,029

VII. STANDING COMMITTEES**B. Finance, Audit and Facilities Committee**On-Call Electrical Master Term Agreement – Select EngineerRECOMMENDED ACTION:

It is the recommendation of the administration and the Finance, Audit and Facilities Committee that the President be delegated authority to award an On-Call Electrical Engineering Master Term Agreement to Wood Harbinger, Inc. of Bellevue, Washington, subject to successful negotiation of the engineering services and professional services agreement. This engineering agreement will be used primarily to improve the Harborview Medical Center's electrical infrastructure.

In the event of an unsuccessful negotiation with the selected firm, it is requested that authority be delegated to open negotiations with Sparling, the firm recommended as first alternate.

BACKGROUND:

The Capital Projects Office conducted a selection process for an engineering firm for an On-Call Master Term Agreement for various electrical infrastructure projects located at Harborview Medical Center (HMC), University of Washington Medical Center (UWMC) and other facilities at the University of Washington. As individual projects arise, the parties will negotiate the scope of work and fee and formalize it in a project authorization. Project authorizations under the Master Term Agreement will be executed prior to the expiration of the Master Term Agreement, and will be limited to those with a total project budget (including design, construction, contingency and other costs) of less than \$4 million.

The term agreement will have a total project value of \$10 million (for the aggregate value of all projects), and will be for an initial two-year period with an option to extend the Agreement for an additional three years (for a maximum of five years). Harborview Medical Center has developed a five-year infrastructure upgrade program. If the consultant performs well on work awarded during the first two-year period then it is the intention of the Capital Projects Office to continue engineering services with the same consultant for a subsequent three-year period. It is anticipated that working with a consultant with successful recent experience in the design and delivery of projects for the University of Washington may result in the production of better design documents in a more timely fashion. It also assures that planning work initiated at the latter end of the first two-year period can be executed by the same consultant in the second period.

VII. STANDING COMMITTEES

B. Finance, Audit and Facilities Committee

On-Call Electrical Master Term Agreement – Select Engineer (continued p. 2)

In June 2011, the Capital Projects Office advertised for firms interested in providing on-call electrical engineering services. Six firms responded to the Request for Qualifications, and three firms were interviewed on August 19, 2011. It is the interview team's recommendation that Wood Harbinger be awarded the term agreement for on-call electrical engineering services.

Wood Harbinger, Inc. is a Bellevue firm established in 1967 and currently employs 93 people locally. Wood Harbinger has provided services to the University of Washington on multiple UWMC and HMC projects, and has held the master term agreements for mechanical and fire life safety projects. This will be their first agreement for engineering services. Wood Harbinger has also provided electrical services for a broad range of project types to other medical facilities including Virginia Mason Medical Center, Swedish Medical Center and MultiCare Medical Center.

VII. STANDING COMMITTEES**B. Finance, Audit and Facilities Committee**On-Call Mechanical Master Term Agreement – Select EngineerRECOMMENDED ACTION:

It is the recommendation of the administration and the Finance, Audit and Facilities Committee that the President be delegated authority to award an On-Call Mechanical Master Term Agreement to Notkin Mechanical Engineers, subject to successful negotiation of the engineering services and professional services agreement.

In the event of an unsuccessful negotiation with the selected firm, it is requested that authority be delegated to open negotiations with Wood Harbinger, Inc., the firm recommended as first alternate.

BACKGROUND:

The Capital Projects Office conducted a selection process for an engineering firm for an On-call Master Term Agreement for various mechanical infrastructure projects located at Harborview Medical Center (HMC), University of Washington Medical Center (UWMC) and other facilities at the University of Washington. As individual projects arise, the parties will negotiate the scope of work and fee and formalize it in a project authorization. Project authorizations under the Master Term Agreement will be executed prior to the expiration of the Master Term Agreement, and will be limited to those with a total project budget (including design, construction, contingency and other costs) of less than \$4 million.

The term agreement will have a total project value of \$12 million (for the aggregate value of all projects), and will be for an initial two-year period with an option to extend the Agreement for an additional three years (for a maximum of five years). Harborview Medical Center has developed a five-year infrastructure upgrade program. If the consultant performs well on work awarded during the first two-year period then it is the intention of the Capital Projects Office to continue engineering services with the same consultant for a subsequent three-year period. It is anticipated that working with a consultant with successful recent experience in the design and delivery of projects for the University of Washington may result in the production of better design documents in a more timely fashion. It also assures that planning work initiated at the latter end of the first two-year period can be executed by the same consultant in the second period.

In June 2011, the Capital Projects Office advertised for firms interested in providing on-call mechanical engineering services. Eight firms responded to the

VII. STANDING COMMITTEES

B. Finance, Audit and Facilities Committee

On-Call Mechanical Master Term Agreement – Select Engineer (continued p. 2)

Request for Qualifications, and three firms were interviewed on August 19, 2011. It is the interview team's recommendation that Notkin Mechanical Engineers be awarded the term agreement for on-call mechanical engineering services.

Notkin is a Seattle firm established in 1951, and currently employs a total of 30 mechanical engineers, technicians and administrative staff locally. Notkin has provided services to the University of Washington at multiple UWMC and HMC projects, including the UWMC Expansion, HMC Vascular Center for Excellence and HMC Transfusion Support Services Clinic. Notkin Mechanical Engineers has also provided services for a broad range of project types to other medical facilities including Evergreen Hospital Medical Center, Virginal Mason Medical Center and Naval Hospital Bremerton.

VII. STANDING COMMITTEES

B. Finance, Audit and Facilities Committee

Actions Taken Under Delegated Authority

Pursuant to the Standing Orders of the Board of Regents, Delegation of Authority, and to the delegation of authority from the President of the University to the Senior Vice President in Administrative Order No. 1, to take action for projects or contracts that exceed \$1,000,000 in value or cost but are less than \$5,000,000, the Administration may approve and execute all instruments.

REPORT OF ACTIONS TAKEN UNDER GENERAL DELEGATED AUTHORITY – CAPITAL PROJECT BUDGETS

1. Plant Services Building – Facilities Services Development Training Center
Project No. 202534
Action Reported: Select Architect

On June 30, 2011, an Architectural Services Agreement was awarded to Snyder Hartung Kane Strauss Architects (SHKS) for the Plant Services Building – Facilities Services Development Training Center. In March 2011, the Capital Projects Office selected four firms from the roster of firms interested in providing architectural services – SHKS Architects, BOLA Architecture & Planning, ORB Architects and Stuart Silk Architects. These firms were interviewed on April 19, 2011. The agreement amount is \$158,074 for architectural services versus a budget value of \$319,735 for all consultants. The balance of the consulting budget is intended for additional service subconsultants, a hazardous materials consultant, and commissioning.

Founded in 1997, SHKS Architects is a Seattle firm with experience working with the University of Washington (UW) since 1997. Their previous UW projects include College of Built Environments: Dean's Suite & Runstad Center, Gould Hall Digital Commons, UW Educational Outreach Predesign, Guthrie Hall Masonry Renovation and Pack Forest Center for Sustainable Forestry. In addition to the many UW projects, they have also worked on projects for Western Washington University, Seattle Public Library, Pierce County Library, King County Library, City of Seattle, City of Bellingham Public Works, Starbucks Coffee, Zoka Coffee and University Unitarian Church.

The project will renovate approximately 8,400 SF of the first floor of the existing Plant Services Building for new occupants. The highlight of the proposed renovation will be the creation of a 2,200 SF Training Center. This will provide the only centralized location for specialized staff training for Facilities Services' (FS') large and geographically dispersed workforce. It is foundational to FS'

VII. STANDING COMMITTEES

B. Finance, Audit and Facilities Committee

Actions Taken Under Delegated Authority (continued p. 2)

commitment to invest in staff development, improve technical skills, train on emerging technologies and equipment, and share facility-specific and industry-wide knowledge. In addition to the Training Center, contiguous square footage will be renovated for material management, facilities records and asbestos management activities-all of which support FS' core mission.

The project budget is \$425,000 for design work through completion of bid documents. The total project budget through construction is estimated at \$3,167,000 and a full project budget will be established when the decision is made to proceed with construction.

This project is funded with \$400,000 of departmental funding and \$25,000 of Building Renewal funding.

Budget Summary	Current Approved Budget	Forecast Cost At Completion
Total Consultant Services	\$319,735	\$319,735
Total Construction Cost	\$0	\$0
Other Costs	\$9,898	\$9,898
Project Administration	\$95,367	\$95,367
Total Project Budget	\$425,000	\$425,000

2. Magnuson Health Sciences Center , T-Wing School of Nursing Remodel Project No. 203099

Actions Reported: Budget Adjustment and Award Construction Contract

On July 11, 2011, a construction contract was awarded to Andersen Construction Company of Seattle, Washington, in the amount of \$704,000 for the Magnuson Health Sciences Center (MHSC) T-Wing, School of Nursing Remodel Project. This contract amount included three accepted alternates. Eight bids were received for this project; the highest bid was \$773,800. The original budget for the construction cost was \$458,025. The budget has been increased from \$1,200,000 to \$1,637,000 to accommodate additional scope requested by the client, and accepted alternates to the bid.

Andersen Construction is a general contractor that was established in 1950 in Portland, Oregon. Andersen has completed numerous projects in healthcare,

VII. STANDING COMMITTEES

B. Finance, Audit and Facilities Committee

Actions Taken Under Delegated Authority (continued p. 3)

higher education, tenant improvement and commercial office space. Oregon State University, Kaiser, the State of Washington and NOAA are some of their recent clients. Andersen Construction recently completed the 3SW MICC Lobby Renovation for UWMC, and is also on the Critical Care Roster for the University of Washington Medical Center and Harborview Medical Center.

The School of Nursing Remodel is an 8700 SF remodel of their existing administration offices located on the 3rd floor of the T-Wing at the MHSC. The renovation includes a reconfiguration of the existing built wall environment to create an open plan office that utilizes flexible furniture that is innovative and responsive to student's and staff's changing needs. Demountable partitions and furniture are included in this project. Hazardous materials abatement is also included in this scope.

Construction started in July 2011. Completion is planned for early December 2011 for occupancy before the start of Winter Quarter 2012.

Project funding of \$1,637,000 is provided from the 2011/13 Minor Capital Modifications Budget.

Budget Summary	Original Approved Budget	Current Approved Budget Forecast Cost At Completion
Total Consultant Services	\$126,162	\$167,860
Total Construction Cost*	\$570,784	\$886,511
Other Costs	\$405,745	\$468,538
Project Administration	\$97,309	\$114,091
Total Project Budget	\$1,200,000	\$1,637,000

* Includes construction contract amount, contingencies, and state sales tax.

3. University of Washington Medical Center 1st Floor Support Services Project No. 203436
Action Reported: Select Architect

On July 26, 2011, a Professional Services Agreement was awarded to Zimmer, Gunsul, Frasca Architects (ZGF) to conduct a predesign for the University of Washington Medical Center (UWMC) 1st Floor Support Services project. The

VII. STANDING COMMITTEES

B. Finance, Audit and Facilities Committee

Actions Taken Under Delegated Authority (continued p. 4)

agreement amount is \$101,843 for architectural services versus a budget value of \$168,185 for design consultants. The balance of the design budget is intended for additional service sub-consultants and a hazardous materials consultant.

In March 2011, the Capital Projects Office advertised for firms interested in providing architectural services for this project. Four architectural firms responded to the Request for Qualifications: ZGF, NBBJ, DHR and Mahlum. All four firms were interviewed by the selection committee on May 5, 2011.

ZGF is a national, full service architectural firm with offices in Seattle, Portland, Los Angeles, New York and Washington D.C. ZGF has extensive experience in providing planning and design services for healthcare facilities, including the recently completed new medical tower at Providence Regional Medical Center in Everett; expansion and renovation of the Otolaryngology Surgery Clinic and Eye Center at the UW Medical Center and the Women's Center at the Seattle Cancer Care Alliance. ZGF has also recently completed the design for the new Molecular Engineering Interdisciplinary Academic Building located on the UW Seattle campus.

The Medical Center's support services functions, including materials handling, pharmacy, linen distribution and food preparation, are located on the 1st floor of the UW Medical Center BB Wing. The Predesign study will develop plans to consolidate and streamline the current operations and to incorporate requirements for supporting the second phase of the newly constructed, UWMC in-patient bed tower. The goal of the Predesign study is to develop space plan alternatives, technology recommendations and construction cost estimates, for the Medical Center staff to utilize in making decisions about future renovations.

The project budget for the predesign is \$200,000. The total project budget through construction is anticipated to cost between \$4,000,000 and \$5,000,000, and the full project budget will be established when a decision is made to proceed with design and construction.

This project is funded with \$200,000 from University of Washington Medical Center.

VII. STANDING COMMITTEES

B. Finance, Audit and Facilities Committee

Actions Taken Under Delegated Authority (continued p. 5)

Budget Summary	Current Approved Budget	Forecast Cost At Completion
Total Consultant Services	\$168,185	\$168,185
Total Construction Cost	\$0	\$0
Other Costs	\$8,715	\$8,715
Project Administration	\$23,100	\$23,100
Total Project Budget	\$200,000	\$200,000

4. UWMC Operating Room 10, 11, 12 & 14 Power Upgrade Project No. 203563
Action Reported: Award Construction Contract

On July 6, 2011, a construction contract was awarded to Lease Crutcher Lewis of Seattle, Washington, in the amount of \$577,562 for the UWMC Operating Room 10, 11, 12 & 14 Power Upgrade Project No. 203563. Five bids were received for this project; the highest bid was \$667,000. The budget for construction was \$584,003.

Lease Crutcher Lewis is a general contractor that has successfully completed numerous projects for the University of Washington (UW), including other projects within the University of Washington Medical Center. Projects at the UW include: William Gates Hall, UW Tacoma Phase 2B, Bagley 291 Teaching Lab, Kincaid Hall Lab/Grad Office Renovation, UWMC Medical Specialties Remodel, UWMC Otolaryngology Renovation and the UWMC Pulmonary Diagnostics Renovation. Lease Crutcher Lewis is currently working on the UWMC Spec CT Remodel.

This project provides updated and redundant electric services per new code requirements for Operating Rooms 10, 11, 12 and 14 on the 2nd Floor of the Muilenburg Tower. The work includes upgrades to the finishes and lighting within each room.

Construction started in July of 2011, and is scheduled to reach substantial completion in February 2012.

VII. STANDING COMMITTEES

B. Finance, Audit and Facilities Committee

Actions Taken Under Delegated Authority (continued p. 6)

Funding for this project is provided by the University of Washington Medical Center.

Budget Summary	Current Approved Budget	Forecast Cost At Completion
Total Consultant Services	\$264,834	\$264,834
Total Construction Cost*	\$790,537	\$790,537
Other Costs	\$ 75,033	\$75,033
Project Administration	\$101,596	\$101,596
Total Project Budget	\$1,232,000	\$1,232,000

* Includes construction contract amount, contingencies, and state sales tax.

5. Mass Notification System Improvements Project No. 203627 Action Reported: Award Construction Contract

On July 25, 2011, a construction contract was awarded to Western Ventures Construction, Inc. of Mountlake Terrace, Washington, in the amount of \$580,500 for the Mass Notification System Improvements, Project No. 203627. Four bids were received for this project; the highest bid was \$746,695. The budgeted construction cost was \$685,000.

Western Ventures is a general contractor that has successfully completed numerous projects for the University of Washington (UW). Projects at the UW include the Safe Campus Fire & Life Safety Monitoring & Notification Project, and the Odegaard Undergraduate Library, Fire Safety Project. Western Ventures is currently working on the Mary Gates Hall First Floor Renovation.

The Mass Notification System Improvement Project will modify the existing Fire Alarm Systems in Kane Hall, Meany Hall and Henderson Hall. The project will upgrade the building fire alarm system in each building to comply with current code requirements and provide a building-wide emergency voice notification system. The goal of the project is to provide a timely warning to the UW community of immediate threats to public safety. This project supports the on-going University initiative to comply with federally mandated Cleary Act requirements as initiated last biennium by the Safe Campus Fire and Life Safety Monitoring and Notification Project.

VII. STANDING COMMITTEES

B. Finance, Audit and Facilities Committee

Actions Taken Under Delegated Authority (continued p. 7)

The project started construction on July 26, 2011, and will have phased substantial completions. Substantial completion for the Kane & Meany buildings is scheduled for November 2011, and substantial completion for Henderson is scheduled for February 2012.

This project is funded by 2011-2013 UW Building Account allocation.

Budget Summary	Current Approved Budget	Forecast Cost At Completion
Total Consultant Services**	\$40,000	\$40,000
Total Construction Cost*	\$1,141,000	\$1,141,000
Other Costs	\$64,000	\$64,000
Project Administration	\$105,000	\$105,000
Total Project Budget	\$1,350,000	\$1,350,000

* Includes construction contract amount, contingencies and state sales tax.

**Design for this project was completed previously in conjunction with a separate scope of work.

6. Bagley Room 223 Undergraduate Chemistry Lab Renovation Project No. 203724 Actions Reported: Select Architect/Adopt Budget

On August 10, 2011, an architectural services agreement was awarded to Perkins+Will for the Bagley Hall Room 223 Undergraduate Chemistry Lab Renovation Project under their existing Master Term for Architectural Services contract. The agreement amount is \$140,868 for basic services versus a budget value of \$244,605 for design consultants. The balance of the design budget is intended for hazardous materials consultant, furniture design and selection, and as-built existing conditions.

Perkins+Will is a Chicago-based firm established in 1935, and currently employs 35 people locally and 1200 companywide. They have provided services to the University of Washington (UW) on multiple projects, including MHSC J-1/J-2 Microbiology Remodel, Kincaid Lab Renovation, Chemistry Library Tenant Improvements, and Guthrie Hall 3rd and 4th Floor Improvements Study.

VII. STANDING COMMITTEES

B. Finance, Audit and Facilities Committee

Actions Taken Under Delegated Authority (continued p. 8)

Perkins+Will's current UW projects include the Husky Union Building Renovation.

This project will renovate Bagley 233, 233A, and 236 to conduct laboratory work for general chemistry laboratory students. This project will improve safety and reduce energy use. New finishes, lab bench casework, equipment, sinks and related services will be provided. Fume hoods will be replaced with low-flow hoods.

The project budget is established at \$2,000,000. Funding of \$2,000,000 is provided from the 2011-2013 College of Arts and Sciences Program Renewal funding.

Budget Summary	Current Approved Budget	Forecast Cost At Completion
Total Consultant Services	\$244,605	\$244,605
Total Construction Cost*	\$1,498,946	\$1,498,946
Other Costs	\$105,897	\$105,897
Project Administration	\$150,552	\$150,552
Total Project Budget	\$2,000,000	\$2,000,000

* Includes construction contract amount, contingencies and state sales tax.

REPORT OF ACTIONS TAKEN UNDER GENERAL DELEGATED AUTHORITY – ACQUISITION OF GOODS AND SERVICES

1. Contract for purchase of Elekta Linear Accelerator for UWMC Radiation Oncology

Under delegated authority, the Director of Purchasing Services, or his designee, has executed a contract with Elekta to purchase an Elekta Synergy Linear Accelerator. The contract value is \$2,277,000.00 and with tax @ \$216,315.00, for a total cost of \$2,493,315.00.

This agreement is being processed under the Sole Source process with the primary justification being the need for the new equipment to be compatible with the existing platform. This purchase order includes software upgrades to existing

VII. STANDING COMMITTEES

B. Finance, Audit and Facilities Committee

Actions Taken Under Delegated Authority (continued p. 9)

equipment and the purchase of the new system. The price of the equipment is 71% off of list and includes a \$50,000 credit on the old equipment.

This purchase is part of the University of Washington Medical Center upgrade and renewal of major equipment for UWMC Radiation Oncology.

VII. STANDING COMMITTEES

B. Finance, Audit and Facilities Committee

UW Advisory Committee on Real Estate – Amendment to Statement of Principles

RECOMMENDED ACTION:

It is the recommendation of the administration and the Finance, Audit and Facilities Committee that the Board of Regents adopt an amendment to the Statement of Principles for the UW Advisory Committee on Real Estate (ACRE), removing the Chair of the Board of Regents as an *ex officio* member and providing for the Chair of ACRE or the Chief Real Estate Officer to update the Board quarterly on ACRE activities.

BACKGROUND:

The University of Washington Advisory Committee on Real Estate (ACRE) was established in September 2009 as an advisory committee to the Board of Regents (and/or its appropriate committee) on matters relating to the management of the University’s commercial income-producing properties and other significant real estate investments. A set of guidelines was established at the time to address the administrative functioning of the Committee. These guidelines are formalized in the attached Statement of Principles with the following changes:

<p>1. Membership and Terms: The UW Advisory Committee on Real Estate (“ACRE”) shall consist of no more than eight (8) members to be appointed by the Board of Regents, plus the President of the University and the Chair of the Board of Regents, both of whom shall serve <i>ex officio</i>. These appointments shall be based on recommendations submitted by the Chair of the Board of Regents after consultation with the Chair of ACRE, the President of the University and his or her designee(s).</p>	<p>1. Membership and Terms: The UW Advisory Committee on Real Estate (“ACRE”) shall consist of no more than eight (8) members to be appointed by the Board of Regents, plus the President of the University and the Chair of the Board of Regents, both of whom shall serve <i>ex officio</i>. These appointments shall be based on recommendations submitted by the Chair of the Board of Regents after consultation with the Chair of ACRE, the President of the University and his or her designee(s).</p>
<p>7. Communication: The Chair of ACRE shall provide quarterly reports to the Board of Regents</p>	<p>7. Communication: The Chair of ACRE and/or the Chief Real Estate Officer shall provide quarterly</p>

VII. STANDING COMMITTEES

B. Finance, Audit and Facilities Committee

UW Advisory Committee on Real Estate – Amendment to Statement of Principles
(continued p. 2)

(and/or its designated committee).	reports to the Board of Regents (and/or its designated committee).
------------------------------------	---

The annual review of the ACRE Statement of Principles and UWINCO Statement of Principles has led to the recommendation that the membership structure for both advisory committees become aligned. This alignment will result in the removal of the *ex officio* status for the Chair of the Board of Regents on the ACRE committee. This recommendation does not change the function or the operation of ACRE.

ACRE membership is currently comprised of Regent and non-Regent members. Non-Regent members are experienced real estate professionals of varying backgrounds whose expertise brings added perspective to the real estate investments at the University of Washington.

REVIEW AND APPROVALS:

This recommendation has been reviewed and approved by the Senior Vice President and the Chief Real Estate Officer.

Attachment

UW Advisory Committee on Real Estate Statement of Principles

University of Washington Advisory Committee on Real Estate Statement of Principles

Approved by Board of Regents September 17, 2009
Amended November 19, 2009, September 15, 2011

The Board of Regents of the University of Washington is vested by statute with responsibility for the management of the real properties of the University, including its Metropolitan Tract located in downtown Seattle. The Board approved the establishment of an Advisory Committee on Real Estate at its meeting on September 17, 2009, and adopted the following Statement of Principles:

1. **Membership and Terms:** The UW Advisory Committee on Real Estate ("ACRE") shall consist of no more than eight (8) members to be appointed by the Board of Regents, plus the President of the University ~~and the Chair of the Board of Regents, both of whom~~ shall serve *ex officio*. These appointments shall be based on recommendations submitted by the Chair of the Board of Regents after consultation with the Chair of ACRE, the President of the University and his or her designee(s).

One or two of the appointed members shall be selected from the Board of Regents. The remaining appointed members shall be experienced professionals of varying backgrounds.

There shall be a three year term limitation for Regent and non-Regent members of ACRE, renewable by the Board of Regents. Members will be asked to make a minimum commitment of three consecutive years, and shall serve at the pleasure of the Board of Regents.

2. **Functions:** ACRE shall advise the Board of Regents (and/or its appropriate committee) and the President (and/or his designee) on matters relating to the management of the University's commercial income producing properties and other significant real estate investments.
3. **Meetings:** ACRE shall establish a regular meeting schedule. Other meetings may be called by the Chair at any time. The Chair of ACRE may invite experts who are not members of the ACRE to attend specific meetings to provide additional guidance, advice and information.
4. **Indemnification and Compensation:** The University shall indemnify members of ACRE to the fullest extent permitted by law and the standing orders of the Board of Regents. ACRE members will not be paid for service on the committee.

ATTACHMENT

5. **Conflict of Interest:** Regental members of ACRE are governed by conflict of interest rules applicable to Regents. Non-Regent members shall comply with the following conflict of interest provisions:
 - A. When a member of ACRE knows that the University is considering a transaction in which he or she has or may have a beneficial interest, the member shall (1) alert the Senior Vice President (“SVP”) (or successor official) of the University of his or her potential beneficial interest and (2) not participate in the formulation or rendering of advice with respect to the transaction.
 - B. Committee members shall not participate in the formulation or rendering of advice by ACRE where their participation could be influenced by financial or other considerations that would conflict or could reasonably appear to conflict with their obligations to only consider the best interest of the University. Where a member is uncertain about the application of this rule to particular circumstances, he/she should consult the Chair of ACRE and the SVP, who may seek the advice of the Attorney General’s Office as appropriate.
 - C. Committee members may engage in transactions with the University if the Chair of ACRE and the SVP (who may consult with the Attorney General’s Office as she/he deems appropriate) determine that the member has not participated in the formulation or rendering of advice by ACRE to the University regarding the transaction.
6. **Chair and Vice Chair; Administrative Support:** The Chair of ACRE shall be designated by the Chair of the Board of Regents. The Chair of ACRE shall designate a Vice Chair from the committee membership. During the absence of the Chair or while he/she is unable to act, the Vice Chair shall perform the duties and exercise the powers of the Chair. The SVP shall ensure that ACRE has appropriate administrative support services, including secretarial assistance and record keeping.
7. **Communication:** The Chair of ACRE [and/or the Chief Real Estate Officer](#) shall provide quarterly reports to the Board of Regents (and/or its designated committee).
8. **Amendments:** This Statement of Principles shall be reviewed annually and updated as needed. Amendments, additions, deletions or replacements may be recommended by ACRE. Such changes shall be subject to the approval of the President of the University and the Board of Regents.

VII. STANDING COMMITTEES

B. Finance, Audit & Facilities Committee

Metropolitan Tract Quarterly Report for the Quarter Ended June 30, 2011

For information only.

Attachment

Metropolitan Tract Quarterly Report for the Quarter Ended June 30, 2011

Metropolitan Tract Quarterly Report

Quarter Ended 6/30/2011 p.1

Q2 Notables:

- Net cash flow to UW is in line with the calendar year budget at \$5.5M YTD. Revenue is on budget and up over 5% from prior year.
- Total Vacancy on the Metro Tract is 11% with Office at 9% and Retail at 19%. New leases in Rainier Square will increase retail occupancy 3%.
- Hotel rental income to UW is up 5% YTD due to strengthening room rates and a slight increase in occupancy.

Market News:

- The Seattle office market recorded its 5th straight quarter of positive net absorption despite large blocks of new inventory added to the market.
- The dynamic economic environment in Seattle has generated growth in many sectors, notably in technology (Amazon) and global health.
- Downtown Seattle absorption totaled more than 100,000 sf as the region is adding new jobs with 2% job growth expected in 2012. With space in the newly constructed buildings now fully committed, new space will be required in the future to satisfy continued demand.
- On the investment side, the market has been extremely active. Over the past 60 days, 7 buildings totaling more than 2M sf have or will trade hands at a total value of \$835M.

UW Operations & Cash Flow

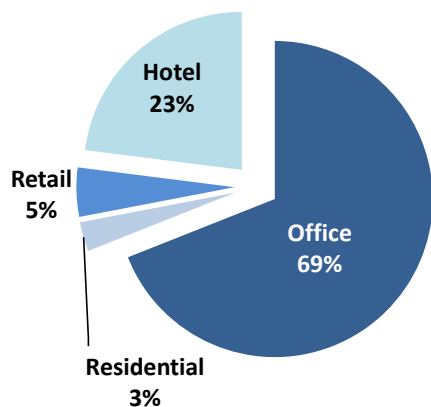
(Millions \$)

	Calendar Year 2011				Historical
	Q2 Actual	Q2 Budget	YTD Actual	2011 Budget	2010
Revenues - Rent from Unico, Olympic Hotel, Sublease	\$ 5.35	\$ 5.35	\$ 10.66	\$ 21.38	\$ 22.03
Operating Expenses - LET Taxes, Vendors, Mgmt	\$ (0.79)	\$ (0.96)	\$ (1.59)	\$ (3.84)	\$ (4.12)
Net Operating Income	\$ 4.56	\$ 4.38	\$ 9.06	\$ 17.54	\$ 17.91
Non-Operating Exp - Real Estate Office, Interest	\$ (0.56)	\$ (0.64)	\$ (1.11)	\$ (2.57)	\$ (2.05)
Capital & Tenant Improvements	\$ (2.14)	\$ (1.16)	\$ (2.49)	\$ (4.63)	\$ (4.95)
Net Cash Flow to UW	\$ 1.86	\$ 2.58	\$ 5.46	\$ 10.33	\$ 10.92
Distribution to University	\$ -	\$ -	\$ -	\$ (8.00)	\$ (8.00)
Increase/(Decrease) in Cash	\$ 1.86	\$ 2.58	\$ 5.46	\$ 2.33	\$ 2.92

Portfolio Summary

Unico Portfolio			Olympic Hotel		Cobb Building		Rainier Tower Sublease		
Building	RSF	Vacancy	Product	Space	Product	Space	Product	Space	Vacancy
Rainier Tower	535,195	13%	Hotel Rooms	450 rooms	Residential Units	91 units	Sublease	379,463 sf	14%
Financial Center	333,246	7%	Office Space	15,500 sf	Retail Space	18,171 sf	Lease Expiration: 10/31/2017		
Puget Sound Plaza	274,885	8%	Retail Space	28,000 sf	Lease Expiration: 3/22/2050				
IBM Building	225,130	22%	Parking Stalls	787 stalls	Purchase Option: 7/1/2013				
Skinner	193,672	10%	Lease Expiration: 10/1/2040						
Total Office	1,420,323	12%							
Retail Space	159,977	19% *							
Total Unico	1,580,300	14%							
Parking Stalls	744 stalls								
Lease Expiration: 10/31/2014			* Rainier Square represents 16% of current retail vacancy						

Product Type (by RSF)

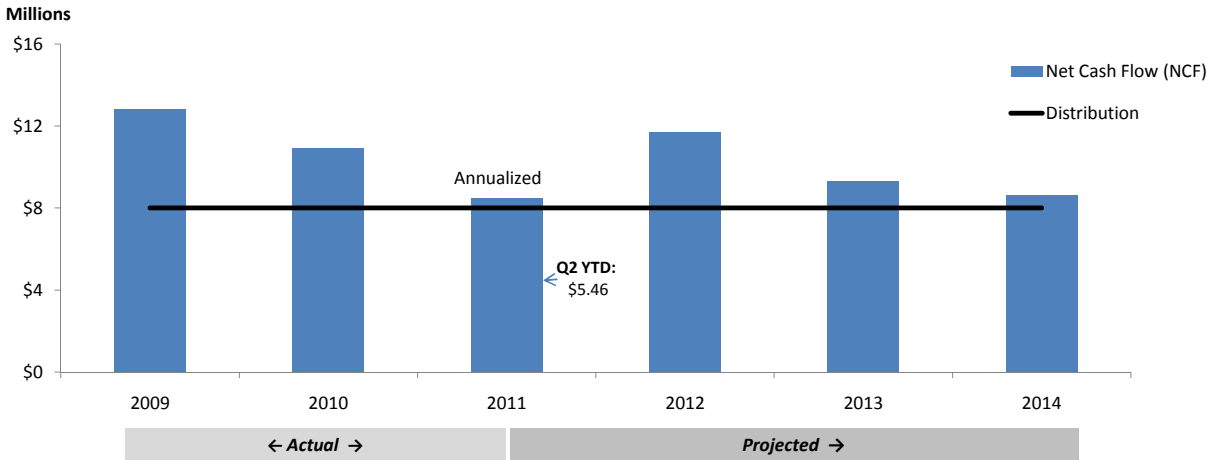


Product Type	Square Feet	%
Office	1,435,823	70
Hotel	360,000	17
Retail	187,977	9
Residential	75,000	4
Total	2,058,800	100

Metropolitan Tract Quarterly Report

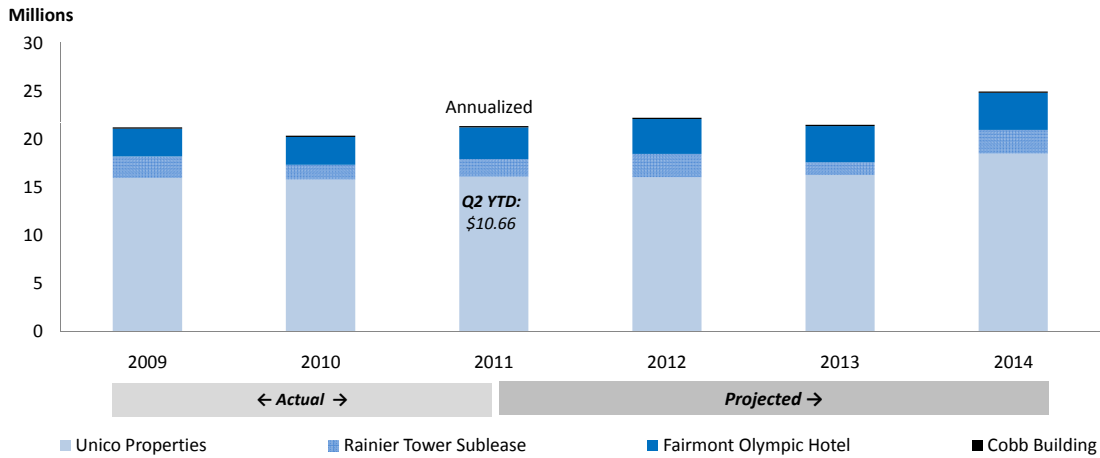
Quarter ended 6/30/2011 p.2

UW Net Cash Flow & Distribution



- Distribution has consistently been \$8M per year.
- Net cash flow is impacted by capital expenses invested in the buildings and the timing of tenant improvement allowances, which relate to lease rollovers.
- Total capital investment through 6/30/2011 was \$2.1 M.

Total UW Rent Earned



- Rent earned from each lease does not include cash flow items or miscellaneous revenue.
- Projected rent is based on Argus model from 12/31/10.
- Rainier Tower Sublease revenue is recorded net of direct operating expenses and capital.

VII. STANDING COMMITTEES

B. Finance, Audit and Facilities Committee

University of Washington Investment Committee – Amendment to Statement of PrinciplesRECOMMENDED ACTION:

It is the recommendation of the administration and the Finance, Audit and Facilities Committee that the Board of Regents approve the amended University of Washington Investment Committee Statement of Principles to include the President of the University as an *ex officio* member.

BACKGROUND:

The University of Washington Investment Committee (UWINCO) was established in May 2001 as an advisory committee to the Finance, Audit and Facilities (FAF) Committee (then known as the Finance and Audit Committee or FAC) to help oversee the investment programs of the University. A set of guidelines was established at the time to address the administrative functioning of the Committee. Those guidelines were formalized and adopted by the Regents in September 2009. The UWINCO Statement of Principles are reviewed annually and updated as needed.

The annual review of the UWINCO Statement of Principles and ACRE Statement of Principles has led to the recommendation that the membership structure for both advisory committees become aligned. This alignment will result in the President of the University becoming an *ex officio* member of UWINCO. This recommendation does not change the function or the operation of UWINCO.

UWINCO membership is currently comprised of Regent and non-Regent members. Non-Regent members are investment professionals whose global expertise brings added perspective to the investment process at the University.

REVIEW AND APPROVALS:

This recommendation has been reviewed and approved by the Senior Vice President and the Chief Investment Officer.

Attachment

University of Washington Investment Committee Statement of Principles

University of Washington Investment Committee

Statement of Principles

Approved by the Board of Regents September 17, 2009

Amended September 15, 2011

The Board of Regents of the University of Washington is vested by statute with responsibility for the management of the properties of the University, including its investment programs. The Board of Regents delegates oversight responsibility of its investment programs to its Finance, Audit and Facilities Committee (FAF).

In recognition of the growth of the investment program in both size and complexity, the FAF Committee (then known as the Finance and Audit Committee or "FAC") established an advisory subcommittee in May 2001, the University of Washington Investment Committee ("UWINCO") to help it oversee investment programs. UWINCO is comprised of both Regent and non-Regent members. Non-Regent members are investment professionals whose expertise brings added perspective to the investment process at the University.

1. Membership and Terms:

UWINCO shall consist of no more than ten (10) members to be appointed by the Board of Regents, [plus the President of the University who shall serve ex-officio](#). These appointments shall be based on recommendations submitted by the Chair of the Board of Regents after consultation with the Chair of UWINCO and the President of the University (and/or his designee).

One or two UWINCO members shall be selected from the Board of Regents. The remaining UWINCO members shall be experienced investment professionals of varying backgrounds with close ties to the University. Criteria for non-Regent membership on UWINCO shall include investment expertise in such areas as private equity, hedge funds, international markets, real estate and institutional investing; access to desirable managers; strategic focus; and commitment to the University of Washington.

Regent and non-Regent members will be asked to make a minimum commitment of three consecutive years, renewable by the Board of Regents.

2. Functions:

UWINCO shall advise the Board of Regents (and/or its appropriate committee) and the President (and/or his designee) on matters relating to the management of the University's investment program. This includes, but is not limited to, the following: overall asset allocation, performance goals, new investment strategies, strategy implementation, manager identification, due diligence, and valuation policy.

ATTACHMENT

3. Meetings:

Regular meetings of UWINCO shall be held quarterly. Special meetings may be called by the Chair, the President (or his/her designee) at any time.

4. Indemnification and Compensation:

The University shall indemnify UWINCO members to the fullest extent permitted by law and the standing orders of the Board of Regents. UWINCO members shall not be paid for service as Committee members.

5. Conflict of Interest:

Regent members of UWINCO are governed by conflict of interest rules applicable to Regents. Non-Regent members shall comply with the following conflict of interest provisions:

- A. When a UWINCO member knows that the University is considering a transaction in which he or she has a beneficial interest, the member shall (1) alert the Senior Vice President (or successor official) of his or her potential beneficial interest and (2) not participate in the formulation or rendering of advice with respect to the transaction.
- B. Committee members shall not participate in the formulation or rendering of UWINCO advice where their participation could be influenced by financial or other considerations that would conflict or could reasonably appear to conflict with their UWINCO obligations to only consider the best interest of the University. Where a member is uncertain about the application of this rule to particular circumstances, he/she should consult the Chair of UWINCO and the Senior Vice President who may seek the advice of the Attorney General's Office as appropriate.
- C. Committee members may engage in investment transactions with the University if the Chair of UWINCO and the Senior Vice President (who may consult with the Attorney General's Office as he/she deems appropriate) determine that the UWINCO member has not participated in the formulation or rendering of UWINCO advice to the University regarding the transaction.

6. Chair and Vice Chair; Administrative Support:

The Chair of UWINCO shall be designated by the Chair of the Board of Regents. The Chair of UWINCO shall designate a Vice Chair from the Committee membership. During the absence of the Chair or while he/she is unable to act, the Vice Chair shall perform the duties and exercise the powers of the Chair. The SVP shall ensure that UWINCO has appropriate administrative support services, including secretarial assistance and record keeping.

7. Communication:

The Chair of the Committee and / or the CIO shall provide quarterly reports on the performance of the University's investment program to the Board of Regents (and/or its designated committee).

8. Amendments:

This Statement of Principles shall be reviewed annually and updated as needed. Amendments, additions, deletions or replacements, may be recommended by UWINCO. Such changes shall be subject to the approval of the President of the University and the Board of Regents.

VII. STANDING COMMITTEES

B. Finance, Audit and Facilities Committee

University of Washington Investment Committee Membership ReappointmentsRECOMMENDED ACTION:

It is the recommendation of the administration and the Finance, Audit and Facilities Committee (FAF) that the Board of Regents make the following reappointments to the advisory University of Washington Investment Committee.

Reappointment

David Bonderman	October 1, 2011 – September 30, 2015
Michael Larson	October 1, 2011 – September 30, 2013
Mary Pugh	October 1, 2011 – September 30, 2014
Jeff Brotman, Regent	October 1, 2011 – September 30, 2014

BACKGROUND:

In May 2001, in recognition of the growth of the University's investment program in both size and complexity, the FA&F Committee (then known as the Finance and Audit Committee or FAC) established the University of Washington Investment Committee (UWINCO) as an advisory committee to help it oversee investment programs. UWINCO is comprised of both Regent and non-Regent members. Non-Regent members are investment professionals whose global expertise brings added perspective to the investment process at the University.

Membership and Term: Membership consists of no more than ten individuals who are appointed by the Board of Regents. One or two UWINCO members shall be selected from the Board of Regents. A separate, concurrent recommendation is for the President of the University to serve as an ex-officio member of UWINCO. The remaining UWINCO members shall be experienced global investment professionals of varying backgrounds with close ties to the University. Criteria for non-Regent membership on UWINCO shall include investment expertise in such areas as private equity, hedge funds, international markets, real estate and institutional investing; access to desirable management companies; strategic focus; and commitment to the University of Washington. Members are asked to make a minimum commitment of three consecutive years, renewable by the Chair of the Board of Regents. Members being reappointed above have served since the advisory committee was established in 2001.

David Bonderman Biography: Mr. Bonderman is founding partner of Texas Pacific Group (TPG). TPG generally makes significant investments in operating companies through acquisitions and restructurings across a broad range of

VII. STANDING COMMITTEES

B. Finance, Audit and Facilities Committee

University of Washington Investment Committee Membership Reappointments (continued p. 2)

industries throughout the United States, Europe and Asia. Mr. Bonderman is a Director of numerous local and national Boards, including the University of Washington Foundation. Mr. Bonderman holds degrees from the University of Washington and Harvard.

Michael Larson Biography: Mr. Larson is the investment advisor to William H. Gates, III. In such capacity, he holds various offices and advisory responsibilities, including Directorship of several local and National Boards. Mr. Larson earned a BA from Claremont Men's College and a MBA from the University of Chicago.

Mary Pugh Biography: Ms. Pugh is CEO and President of Pugh Capital Management, a fixed income money management company she founded in 1991. The firm specializes in managing investment grade fixed income portfolios for institutional clients. Ms. Pugh is also a member of the UW Minority Community Advisory Council. Ms. Pugh earned an Economics degree from Yale University.

UWINCO Appointment Dates:

	<u>Term of Appointments</u>
Bryan White	9/17/09 to 10/31/2012
Michael Larson	10/1/2011 to 9/30/2013 <i>reappointment</i>
Mary Pugh	10/1/2011 to 9/30/2014 <i>reappointment</i>
David Bonderman	10/1/2011 to 9/30/2015 <i>reappointment</i>
Regent Orin Smith	3/1/2010 to 2/28/2013
Regent Jeff Brotman (Chair)	10/1/2011 to 9/30/2014 <i>reappointment</i>
President Michael Young	Ex-Officio

REVIEW AND APPROVALS:

This recommendation has been reviewed and approved by the Senior Vice President and the Chief Investment Officer.

VII. STANDING COMMITTEES**B. Finance, Audit and Facilities Committee**Architectural Commission Student Membership AppointmentRECOMMENDED ACTION:

It is the recommendation of the administration and the Finance, Audit and Facilities Committee that the President be delegated authority to appoint Aaron James Yamasaki to the University of Washington Architectural Commission as the student representative, with a term commencing in September 2011 and ending in June 2012. Aaron fills a vacancy created by the departure of Amy Monsen due to her recent graduation.

BACKGROUND:

Aaron Yamasaki is a 4th year student in a 5-year dual-degree program leading to a Bachelor of Arts in Architectural Studies and a Bachelor of Science in Construction Management. He is an excellent student, paying close attention to detail and earning a cumulative GPA of 3.6. Aaron is the captain of the UW Green Energy Challenge team that was selected as one of three finalists out of 17 university student teams to present at the National Electrical Contractors Association Annual Convention in San Diego in October 2011. He will also represent the University of Washington on the mechanical construction student competition team that will compete against other university teams from across the United States in March 2012.

The other current members of the Commission are:

Daniel S. Friedman – (Chair) Dean, College of Built Environments
Linda Jewell – Freeman & Jewell (Term expires 10/11)
Stephen Kieran – KieranTimberlake (Term expires 10/13)
Cathy Simon – Perkins+Will (Term expires 10/14)
John Syvertsen – OWP/P with Cannon Design (Term expires 10/11)
John Schaufelberger – Faculty Member

ex officio members:

V’Ella Warren – Senior Vice President
Rebecca Barnes – University Architect
Richard Chapman – Associate Vice President, Capital Projects Office
Charles Kennedy – Associate Vice President, Facilities Services
Kristine Kenney – University Landscape Architect
Kirk Pawlowski – Assistant Vice Provost, Capital Resource Planning

VII. STANDING COMMITTEES

B. Finance, Audit and Facilities Committee

Architectural Commission Membership Appointment (continued p. 2)

REVIEW AND APPROVALS

This recommendation has been reviewed and approved by the Chair of the Architectural Commission.

VII. STANDING COMMITTEES**B. Finance, Audit and Facilities Committee**UW Medicine – Approve Donor Naming Opportunities Plan for UW Medicine’s South Lake Union Research ComplexRECOMMENDED ACTION:

It is the recommendation of the administration and the Finance, Audit and Facilities Committee that the Board of Regents approve the proposed donor naming opportunities plan for naming buildings at UW Medicine at South Lake Union. UW Medicine requests approval of the donor naming opportunities plan in order to encourage donor philanthropy and continue medical advancement.

BACKGROUND:

The UW Medicine site at South Lake Union currently comprises three buildings: two research buildings (one named after Regent Jeffrey Brotman and his wife, Susan) and an administrative building constructed in two phases over the past six years. Construction has commenced on Phase 3.1 which will ultimately include three additional buildings.

Together, all of these buildings, collectively known as UW Medicine’s South Lake Union research complex, represent a tremendous investment in state-of-the-art laboratories, exemplary faculty and advances in medical science.

Philanthropy will be central to the University's success in creating these buildings. Donor recognition – the University of Washington's acknowledgement of donors' generosity – will be central to a successful fundraising campaign.

According to Facilities and Spaces Naming Policy, if the University owned these buildings, a naming gift would require 50 percent of construction costs. The policy is silent regarding the naming of leased buildings.

The proposed gift ranges are based on two characteristics, unique to these buildings at South Lake Union. First, these buildings are leased, not owned; donors' naming rights at South Lake Union are limited to the life of each building's lease. (Leases range from 35 to 45 years, with different options to renew. The Phase 3 buildings have 45-year leases with two five-year options to renew.)

Second, the buildings are removed from the main Seattle campus and will be visited and used by a significantly smaller population.

VII. STANDING COMMITTEES

B. Finance, Audit and Facilities Committee

UW Medicine – Approve Donor Naming Opportunities Plan for UW Medicine’s South Lake Union Research Complex (continued p. 2)

UW Medicine Advancement is working to secure \$50 million in philanthropic contributions for Phase 3, an amount that reflects the total equity requirement of \$40.6 million and an additional \$9.4 million in contributions to support scientific cores and research funding. Please see the attached Donor Naming Opportunities Plan for details.

REVIEW AND APPROVALS:

The recommended action has been reviewed and approved by the President; the Chief Executive Officer, UW Medicine; and the Vice President, University Advancement.

Attachment

UW Medicine at South Lake Union, Donor Naming Opportunities Plan

**UW MEDICINE AT SOUTH LAKE UNION
DONOR NAMING OPPORTUNITIES PLAN**

UW Medicine, South Lake Union
Equity and Philanthropic Goals, Phase 3

Building	Estimated Construction Cost	Equity requirements	Additional funding for scientific cores and research
Building 3.1*	\$165,600,000	\$13,205,000 (due July 2013)	\$5,300,000
Building 3.2	\$153,000,000	\$12,000,000 (due Feb. 2017)	\$2,500,000
Building 3.3	\$197,700,000	\$15,400,000 (due Feb. 2021)	\$1,600,000
Total	\$516,300,000	\$40,605,000	\$9,400,000

*UW Medicine broke ground for Building 3.1 of Phase 3 construction in July 2011.

UW Medicine, South Lake Union
Proposed Naming Thresholds

PHASE 2:

(Name) Building recognition of \$10–20 million gift (research building)
 (Name) Building recognition of \$10–20 million gift (administration building)

PHASE 3:

(Name) Building recognition of \$10–20 million gift (Building 3.1)
 (Name) Building recognition of \$10–20 million gift (Building 3.2)
 (Name) Building recognition of \$10–20 million gift (Building 3.3)

PHASES 1, 2 and 3:

(Name) Research Institute (all of UW Medicine Research, South Lake Union)
 recognition of a gift of \$50 million or more

Interior spaces and scientific cores could, as appropriate and via the requisite approval process, be named for other donors.

ATTACHMENT

VII. STANDING COMMITTEES

B. Finance, Audit and Facilities Committee

Advancement Fiscal Year End Results

This will be an oral report for information only.

VII. STANDING COMMITTEES

B. Finance, Audit and Facilities Committee

Investment Performance Report, Fourth Quarter Fiscal Year 2011

For information only.

Attachment

UW Investment Performance Report, Fourth Quarter Fiscal Year 2011

UNIVERSITY OF WASHINGTON

Investment Performance Report Fourth Quarter Fiscal Year 2011

As of June 30, 2011

Treasurer, Board of Regents
Treasury Office

Published August 2011

UNIVERSITY OF WASHINGTON
INVESTMENT PERFORMANCE REPORT
FOURTH QUARTER FISCAL YEAR 2011

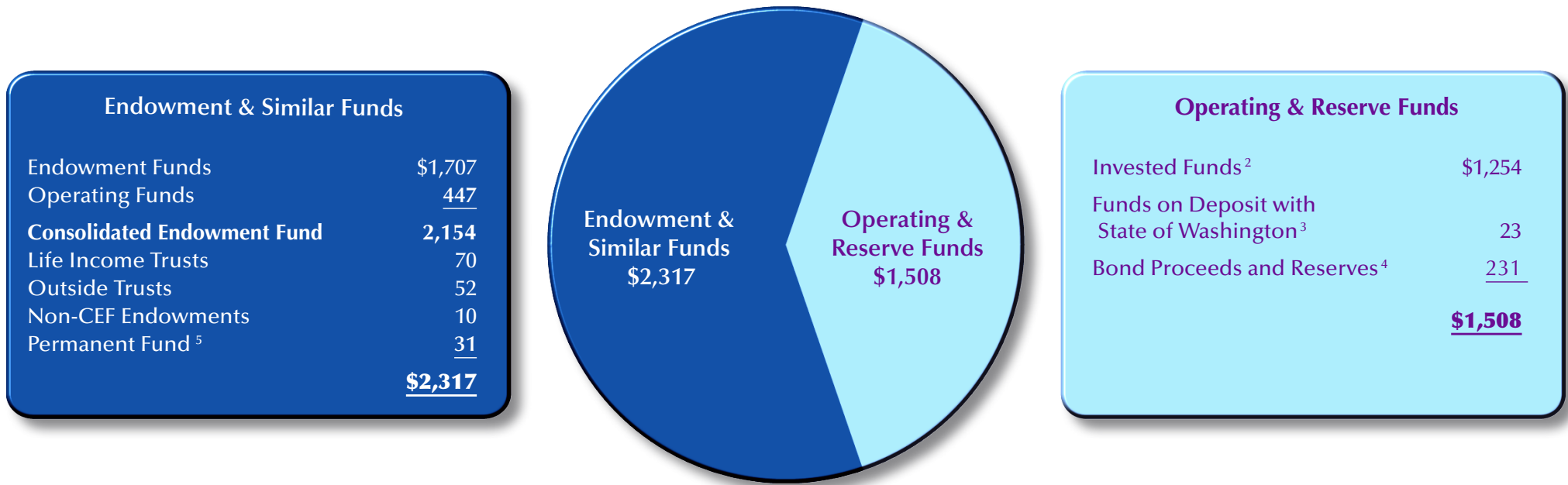
As of June 30, 2011

TABLE OF CONTENTS

Treasury Assets	1
CEF Asset Allocation	2
CEF Performance Summary	3
CEF Performance by Strategy	4
CEF Activity	5
CEF Exposures	6
Invested Funds	7
CEF Spending Update	8

TREASURY ASSETS¹ AS OF JUNE 30, 2011

\$ = millions



¹ Total market value of assets at 6/30/11: \$3.8 billion. Includes assets whose management falls under the auspices of the Finance & Audit Committee of the Board of Regents, excluding Metro Tract and Forest Trust Lands.

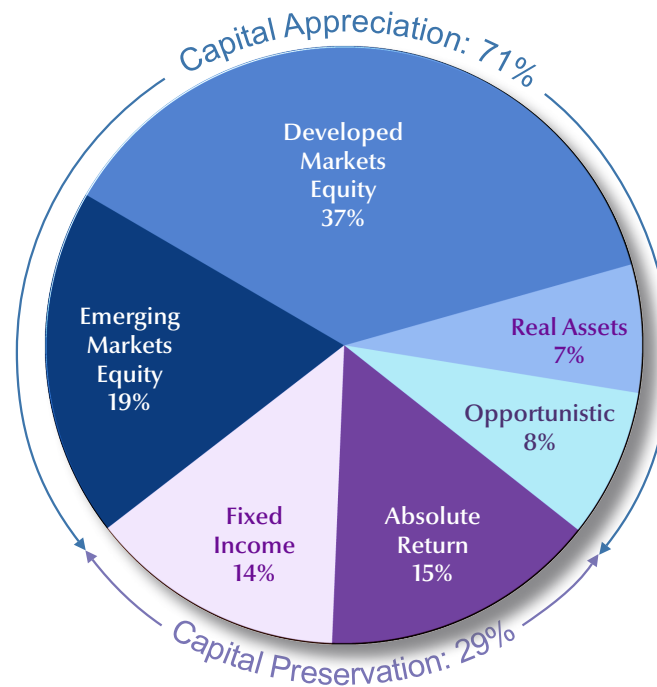
² The Invested Funds holds Consolidated Endowment Fund units valued at \$447. To avoid double counting, the dollars are included only in the CEF totals.

³ Bond Retirement Fund and Building Fund.

⁴ Debt service reserve funds and construction project funds which have not yet been disbursed.

⁵ Proceeds from sale of land grants and subsequent investment returns on deposit with the state of Washington.

CEF ASSET ALLOCATION¹ FOR THE QUARTER ENDING JUNE 30, 2011



Current Allocation (\$ = millions)			Policy	
			Target	Range
Emerging Markets Equity	\$402	19%	17%	
Developed Markets Equity	\$797	37%	36%	
Real Assets	\$156	7%	11%	
Opportunistic	\$163	8%	6%	
Capital Appreciation²	\$1,518	71%	70%	55%-85%
Absolute Return	\$331	15%	15%	
Fixed Income ³	\$306	14%	15%	
Capital Preservation	\$637	29%	30%	15%-45%
Total CEF	\$2,154	100%		

¹ Exposures at 6/30/11: International: 38%, Foreign Currency: 32%

² Private Investments: current exposure: 26%, uncalled capital commitments: 9%

³ Includes allocation to cash.

CEF PERFORMANCE SUMMARY FOR THE QUARTER ENDING JUNE 30, 2011

ROLLING YEAR RETURNS¹ (%)

	4 th Qtr FY 2011	Rolling Years		
		1-Year	5-Year	10-Year
Total CEF Return	1.1	16.0	4.7	6.7
Strategy Weighted Policy Benchmark	1.5	19.9	5.8	6.5
70% MSCI ACWI/30% BC Gov't Bond	1.0	21.8	4.9	5.7
Capital Appreciation	1.4	21.5	4.6	6.4
MSCI ACWI	0.4	30.8	3.7	5.3
Capital Preservation	0.4	3.5	4.4	6.3
BC Government Bond	2.2	2.3	6.1	5.4

¹Total Return: average annual compound return (dividend or interest plus capital appreciation or depreciation)

FISCAL YEAR RETURNS¹ (%)

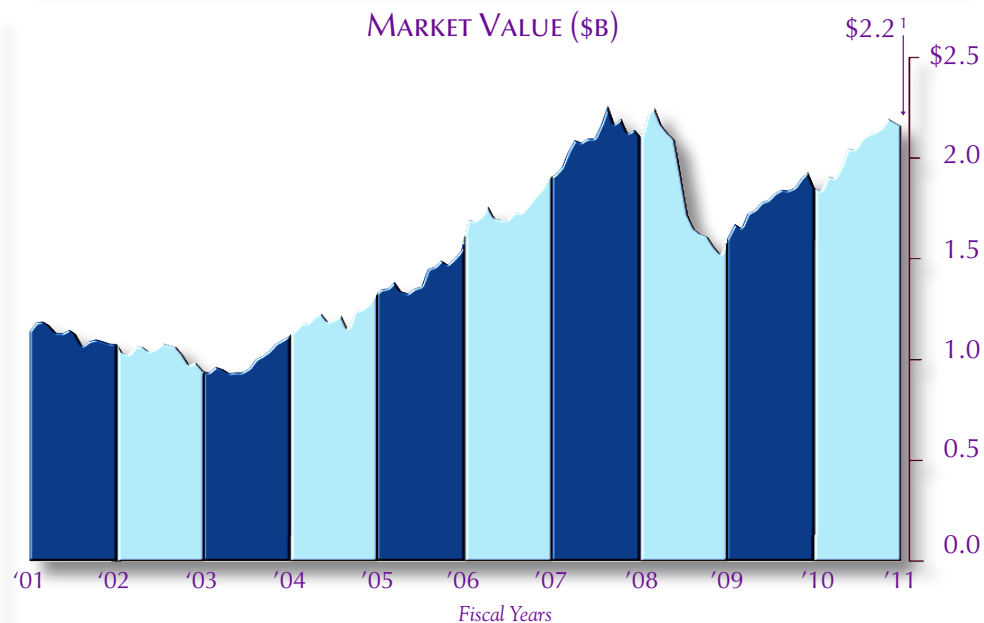
	Fiscal Years			
	2011	2010	2009	2008
Total CEF Return	16.0	12.5	-23.5	2.0
Strategy Weighted Policy Benchmark	19.9	9.8	-16.5	1.1
70% MSCI ACWI/30% BC Gov't Bond	21.8	10.9	-18.6	-3.2
Capital Appreciation	21.5	13.7	-29.2	1.0
MSCI ACWI	30.8	12.3	-28.9	-8.8
Capital Preservation	3.5	10.8	-9.6	4.0
BC Government Bond	2.3	6.5	6.6	9.7

¹Total Return: average annual compound return (dividend or interest plus capital appreciation or depreciation)

PEER COMPARISON

Data not available
at press time

MARKET VALUE (\$B)



¹Reflects inclusion of IF units in CEF, starting 2001. Value without IF units would be \$1.7

CEF PERFORMANCE BY STRATEGY

Total Return¹ as of June 30, 2011

		4 th Qtr FY '11	1 Year	3 Years	5 Years	10 Years
Consolidated Endowment Fund		1.1	16.0	0.0	4.7	6.7
Capital Appreciation	Capital Appreciation	1.4	21.5	-0.7	4.6	6.4
	MSCI ACWI	0.4	30.8	1.5	3.7	5.3
	Emerging Markets Equity	0.7	27.7	6.4	15.6	18.9
	MSCI EMF	-1.0	28.2	4.5	11.8	16.5
	Developed Markets Equity	1.4	23.1	0.6	3.5	5.4
	MSCI World	0.7	31.2	1.0	2.8	4.5
	Real Assets ²	3.4	13.4	-7.4	1.7	—
	NCREIF Property Index ²	3.4	16.0	-3.6	3.5	—
	CA Natural Resources ²	4.4	21.2	6.8	14.4	—
	Opportunistic ³	0.7	11.3	—	—	—
MSCI ACWI	0.4	30.8	—	—	—	
Capital Preservation	Capital Preservation	0.4	3.5	1.2	4.4	6.3
	BC Government Bond	2.2	2.3	5.1	6.1	5.4
	Absolute Return (including historic MAS returns)	0.4	7.1	2.9	6.3	8.1
	HFRI Conservative plus historic MAS benchmark)	-0.8	5.2	3.0	4.4	5.0
	Fixed Income	0.5	1.2	1.0	3.1	4.2
BC Government Bond	2.2	2.3	5.1	6.1	5.4	
Public Market Indices						
	S&P	0.1	30.7	3.3	2.9	2.7
	NASDAQ	-0.3	31.5	5.0	4.1	2.1
	MSCI EAFE	1.8	30.9	-1.3	2.0	6.1
	BC High Yield	1.1	15.6	12.7	9.3	9.0
	CG World Bond Index (unhedged to USD)	3.3	10.5	5.8	7.3	7.9

¹ Total Return: average annual compound return (dividend or interest plus capital appreciation or depreciation)

² Reported on a quarter lag.

³ New strategy reflecting data starting 7/1/2010.

CEF ACTIVITY AS OF JUNE 30, 2011

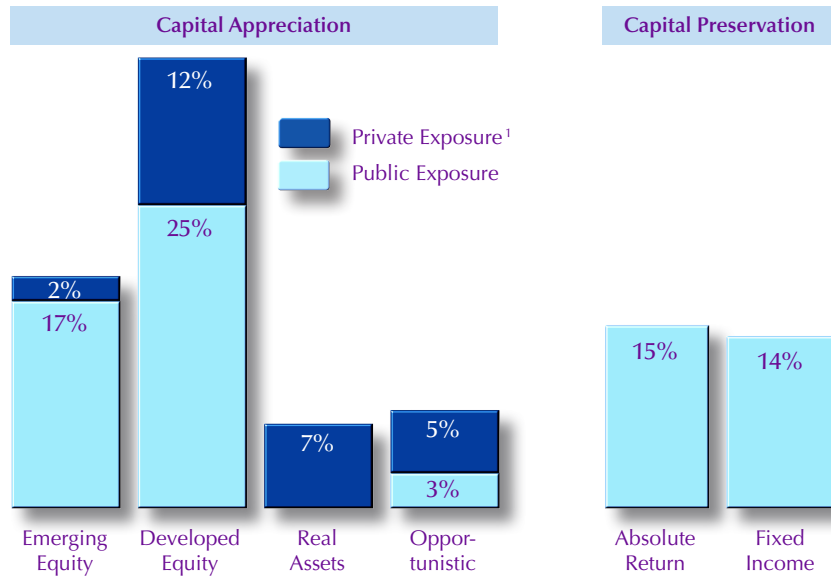
\$ = millions

	<u>FY 2011</u>	<u>FY 2010</u>	<u>FY 2009</u>	<u>5 Years</u>	<u>10 Years</u>
Beginning Balance	\$1,830	\$1,649	\$2,161	\$1,690	\$1,088 ¹
Gifts	63	43	84	355	636
Transfers	5	5	10	37	84
Total Additions	\$68	\$48	\$94	\$392	\$721
Operating Funds Purchases	51	8	3	121	207
Net Investment Return	301	201	(515)	431	987
Distributions	(76)	(59)	(75)	(385)	(697)
Administrative Fees	(4)	(4)	(4)	(19)	(31)
Advancement Support	(16)	(14)	(14)	(76)	(122)
Ending Balance	\$2,154	\$1,830	\$1,649	\$2,154	\$2,154
Net Change	\$325	\$181	(\$512)	\$465	\$1,066

¹ Restated to reflect Invested Funds investment in CEF formalized through purchase of CEF units July, 2001.

CEF EXPOSURES FOR THE QUARTER ENDING JUNE 30, 2011

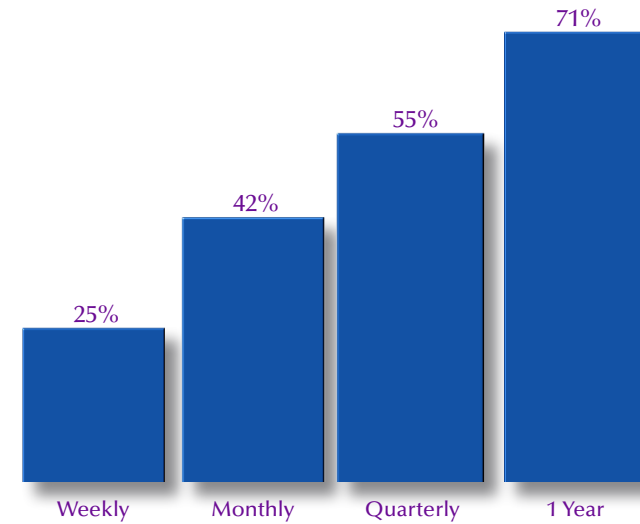
PUBLIC/PRIVATE EXPOSURE BY STRATEGY



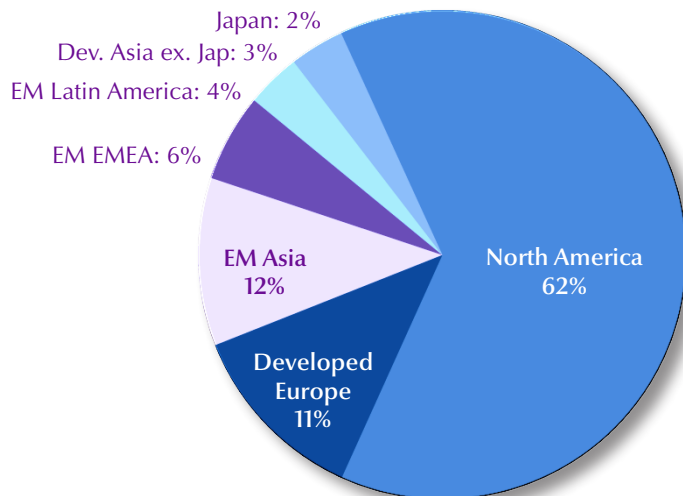
¹ 26% current exposure to private investment and 9% uncalled capital commitments.

SHORT-TERM LIQUIDITY ESTIMATES

AS % OF CEF

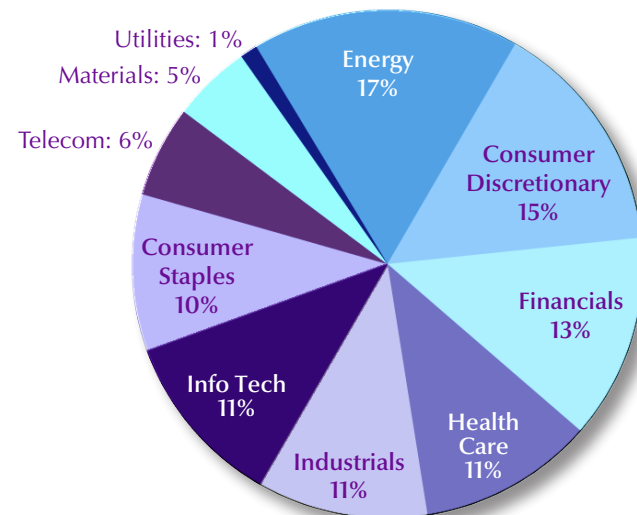


GEOGRAPHIC EXPOSURE¹



¹ At 6/30/11 foreign currency exposure: 32%.

EQUITY SECTOR EXPOSURE¹



¹ Emerging Markets, Developed Markets, Real Assets and select Absolute Return equity.

INVESTED FUNDS FOR THE QUARTER ENDING JUNE 30, 2011

TOTAL RETURN¹ (%)

	4 th Qtr FY 2011	1-Year	5-Year	10-Year
IF including CEF units	1.1	5.5	4.5	5.0
Weighted Benchmark	1.3	6.3	5.2	5.1
IF excluding CEF units	1.1	1.9	4.6	4.3
Weighted Benchmark	1.2	1.7	4.9	4.4
Cash	0.1	0.3	3.5	3.4
Cash Benchmark ²	0.0	0.1	3.3	3.2
Liquidity	1.9	3.0	5.1	4.7
LB Intermediate Govt Bond	2.1	2.7	5.9	5.0

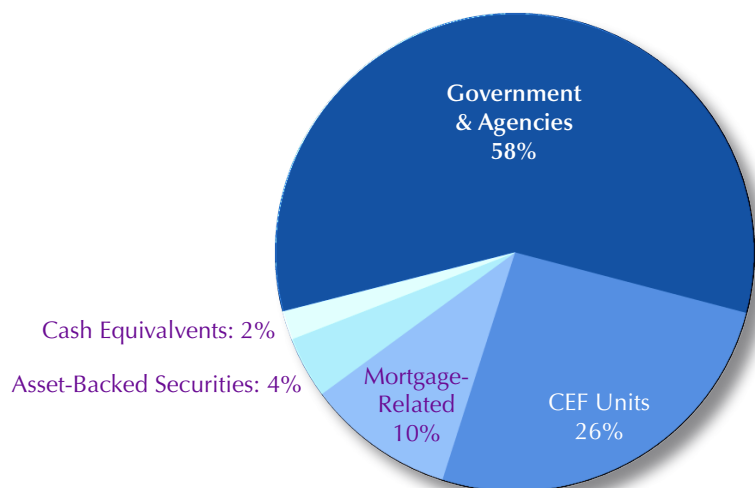
¹ Total Return: average annual compound return (dividend or interest plus capital appreciation or depreciation)

² Citi 2-year Treasury prior to 10/1/2008; 3 month T-Bill thereafter.

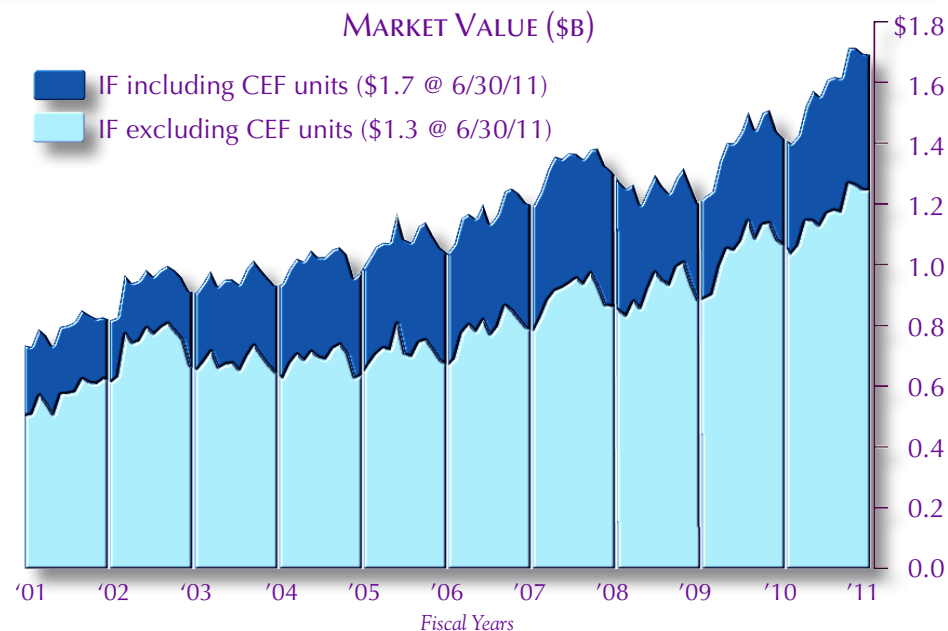
FUND ALLOCATION BY POOL (\$M)

	Fund Allocation		Range	Duration in Years	
				Actual	Maximum
Cash Pool	\$543	32%	10%–40%	0.5	3.0
Liquidity Pool	\$711	42%	30%–60%	3.6	4.2
Total Cash & Liquidity Pool	\$1,254	74%			
CEF Units held by IF	\$447	26%	15%–40%		
Total Invested Funds	\$1,701	100%			

MIX OF INVESTMENTS



MARKET VALUE (\$B)



CEF SPENDING UPDATE FOR THE QUARTER ENDING JUNE 30, 2011

New Policy, Approved October 21, 2010

Distributions to programs are equal to 4% of a five-year rolling average. The five-year averaging period will be implemented incrementally. The administrative fee of 1%, which supports Investments (.2%) and Advancement (.8%), is based on the same average value as program distributions.

Historical and Projected Results of Spending Policy Decisions (\$k)

	FY 2008	FY 2009	Interim FY 2010	FY 2011
Beginning Market Value	\$2,073,519	\$2,161,438	\$1,649,159	\$1,829,868
Distributions ¹	\$94,314	\$75,478	\$59,015	\$75,688
Effective Spending Rate	4.5%	3.5%	3.6%	4.1%
Administrative Fees ²	\$21,331	\$18,004	\$17,908	\$19,703
Effective Spending Rate Including Fees	5.6%	4.3%	4.7%	5.1%
Total Return	2.0%	-23.3%	12.5%	16.0%

¹ Actual distributions are administered on a quarterly and per unit basis. New gifts are added quarterly and receive payouts at the next distribution date.

² Administrative fees supporting Advancement (80 bps) and Treasury (20 bps) were based on prior quarters' market value prior to the new spending policy.

Fiscal Year Additions(\$k)

Fiscal Years	Additions Excluding Operating Funds	Additions as % of Beginning Market Value
2008	\$106,989	5.1%
2009	\$93,501	4.3%
2010	\$48,331	2.9%
2011	\$68,268	3.7%

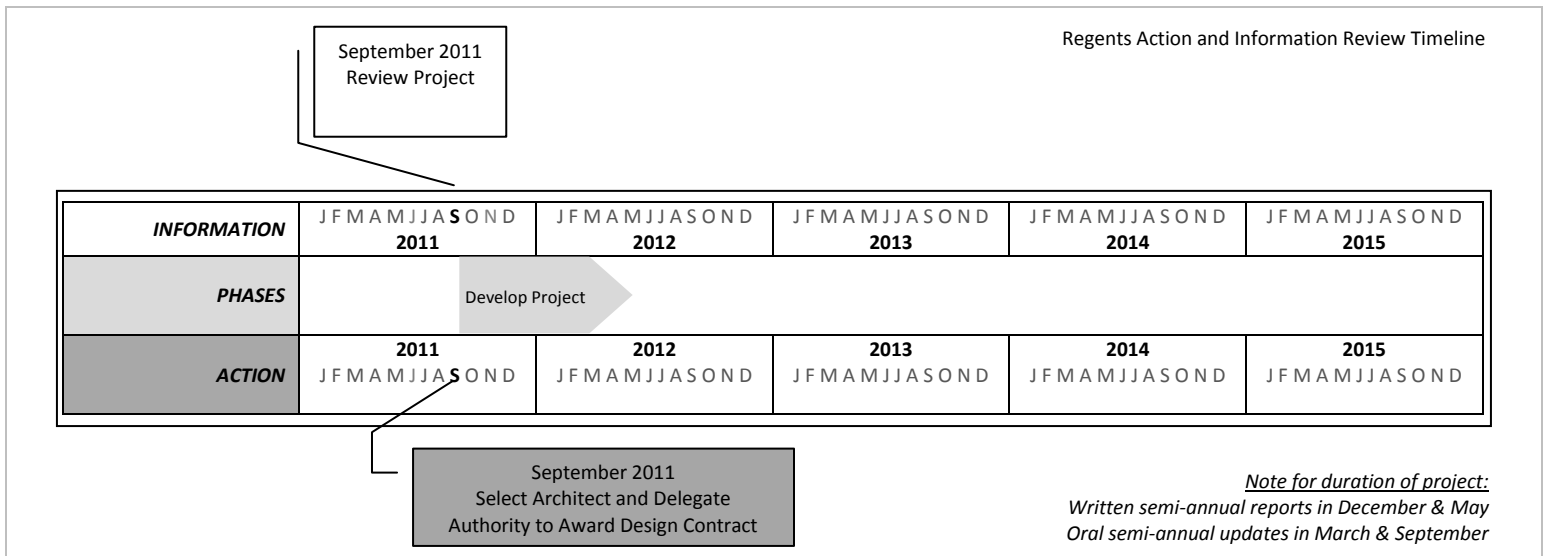
Per Unit Distributions FY '08–FY '11

	Year-Over-Year Payout Per Unit	Change
FY08 Four Quarter Total	\$4.176	NA
FY09 Four Quarter Total	\$3.132	-25%
FY10 Four Quarter Total	\$2.349	-25%
FY11 Four Quarter Total	\$2.852	+20%

VII. STANDING COMMITTEES

B. Finance, Audit and Facilities Committee

UW Medical Center Main Entrance Upgrade – Select Architect and Delegate Authority to Award a Design Contract



RECOMMENDED ACTION:

It is the recommendation of the administration and the Finance, Audit and Facilities Committee that the President be delegated authority to award a design contract for the UW Medical Center (UWMC) Main Entrance Upgrade Project with the firm of LMN + Rona Consulting Group subject to successful negotiation of an architectural agreement.

In the event of an unsuccessful negotiation with the selected firm, it is requested that authority be delegated to open negotiations with NBBJ, the firm recommended as first alternate.

BACKGROUND:

In July 2011, the Capital Projects Office advertised for firms interested in providing architectural services. Thirteen firms responded to the Request for Qualifications and three of those firms were interviewed by the Architectural Commission on September 12, 2011: LMN + Rona Consulting Group, ZGF and NBBJ. It is the Commission’s recommendation that LMN be appointed design architect for this project, with the stipulation that the active Design Partner will be Mark Reddington, as indicated in their interview with the Commission. The Architectural Commission is charged with identifying the most qualified firm as

VII. STANDING COMMITTEES

B. Finance, Audit and Facilities Committee

UW Medical Center Main Entrance Upgrade – Select Architect and Delegate Authority to Award a Design Contract (continued, page 2)

well as one or two alternate qualified firms, if any, ensuring that negotiations can continue in a timely manner. The alternate firm recommended by the Architectural Commission is NBBJ.

LMN Architects, established in Seattle in 1979, has grown to include a current staff of approximately 90. LMN has completed over 25 projects for the University of Washington, including Programming, Predesign and Design of a wide variety of facilities and building types, including Foster School of Business Phase 1 (PACCAR Hall - 2010) and 2 (currently under construction - 2012), Paul G. Allen Center for Computer Science and Engineering (2003), Floyd & Delores Jones Playhouse Theatre (2008), Montlake Triangle Master Plan (2011), and the Portage Bay Parking Facility (2009). Other projects cited by LMN having relevance to the UWMC Entrance Upgrade project include the Conference Center at the Washington State Convention Center in Seattle (2010), the Cincinnati Duke Energy Convention Center Renovation & Expansion (2006), the New Orleans Convention Center Renovation (2013), and the Vancouver Convention Centre West in British Columbia (2009). LMN is joined by Michael Rona of the Rona Consulting Group (RCG), founded in 2007 by Michael. RCG is a 9 member firm specializing in consulting to hospitals, based on Michael's 26 years at Virginia Mason Hospital, 16 as its President.

The UWMC seeks to upgrade and modernize its main entrance on Pacific Street to create a more welcoming and accessible environment for patients and their families, and to better reflect its status as one of the nation's premiere academic medical centers. Visionary goals for the project include improved visibility from Pacific Street, a lighter, more contemporary look and feel that will compliment the new inpatient bed tower, improved pedestrian and vehicular traffic flow and creation of a sense of arrival.

The architect will work with the UWMC and campus stakeholders to develop an overall plan and a conceptual design for the Pacific Street entrance. This effort will be informed by and in context with the other developments in the Montlake vicinity, including the Sound Transit station, the renovation of Husky Stadium, the SR 520 project and plans for the Montlake Triangle and the Rainier Vista.

It is anticipated that the UWMC Main Entrance Upgrade will be accomplished in phases, as funding allows. The architect will develop a phasing plan, including cost estimates for each phase. Provided that the University remains satisfied with its work, the architect will design each phase of the project.

VII. STANDING COMMITTEES

B. Finance, Audit and Facilities Committee

UW Medical Center Main Entrance Upgrade – Select Architect and Delegate Authority to Award a Design Contract (continued, page 3)

SCHEDULE, BUDGET AND FUNDING:

The architect will begin initial project development and conceptual design activities in October 2011. Project phases, budgets and schedules will be determined as part of the project development. The total cost of the fully developed project is expected to exceed \$5 million. It is anticipated that funding will come from UWMC revenues. No donor funding is being contemplated nor are any naming opportunities envisioned at this time.

FUTURE REGENT ITEMS:

It is expected that the UWMC Main Entrance Upgrade will be funded and accomplished in phases, with each phase being a separate project. Should the estimated cost of a phase be less than \$5 million, that project would be approved and managed under the standing delegation of authority and reported to the regents in accordance with the standing order. In the event that funding for the total project becomes available at one time, or the cost of a particular phase is expected to exceed \$5 million, that project would be brought to the regents for the requisite approvals.



UWMC MAIN ENTRY RENOVATION PROJECT at Montlake Triangle

VII. STANDING COMMITTEES

B. Finance, Audit and Facilities Committee

Capital Projects Office Semi-Annual Status Report

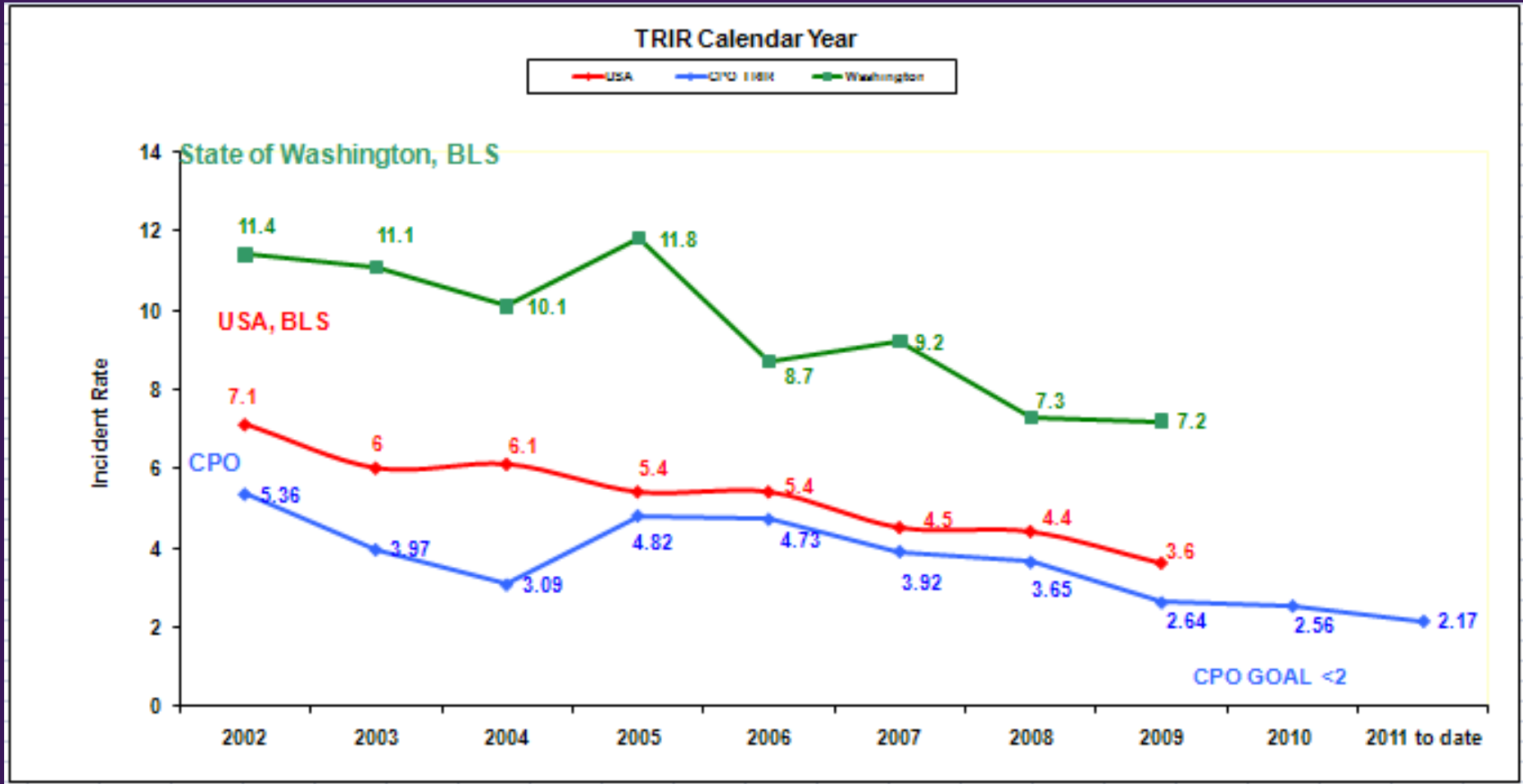
There will be an oral report for information only.



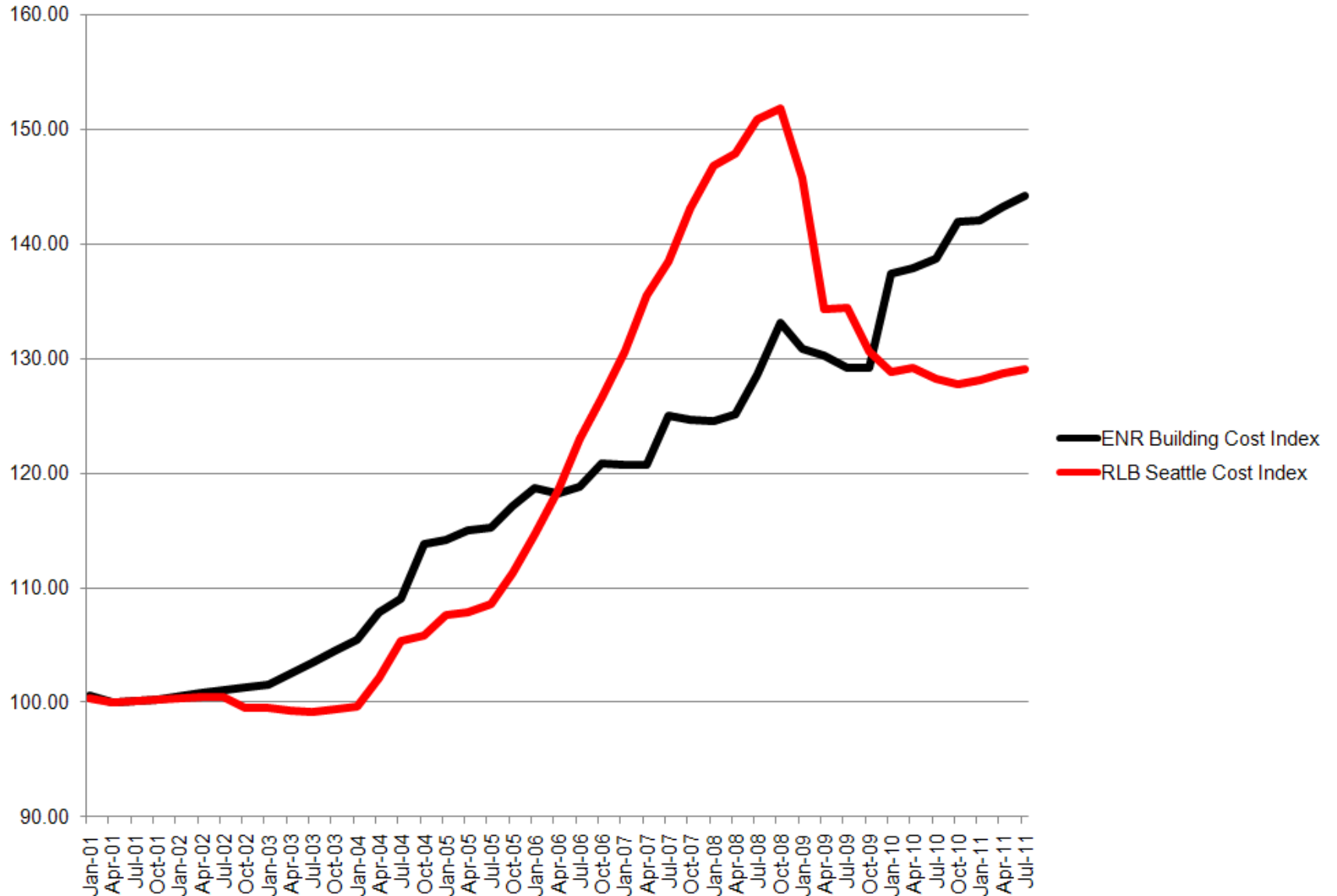
Capital Projects Office Semi-Annual Status Report

March 2011 – August 2011

CPO SAFETY

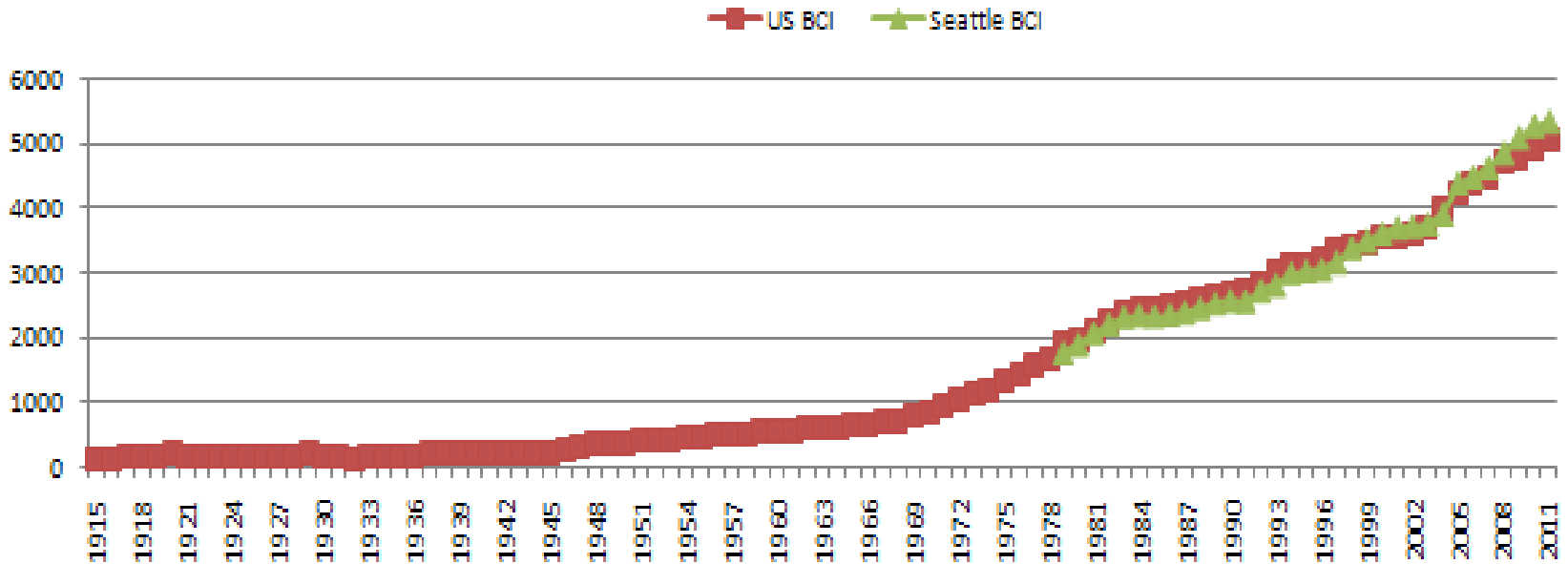


ENR Building Cost Index vs. RLB Seattle Cost Index

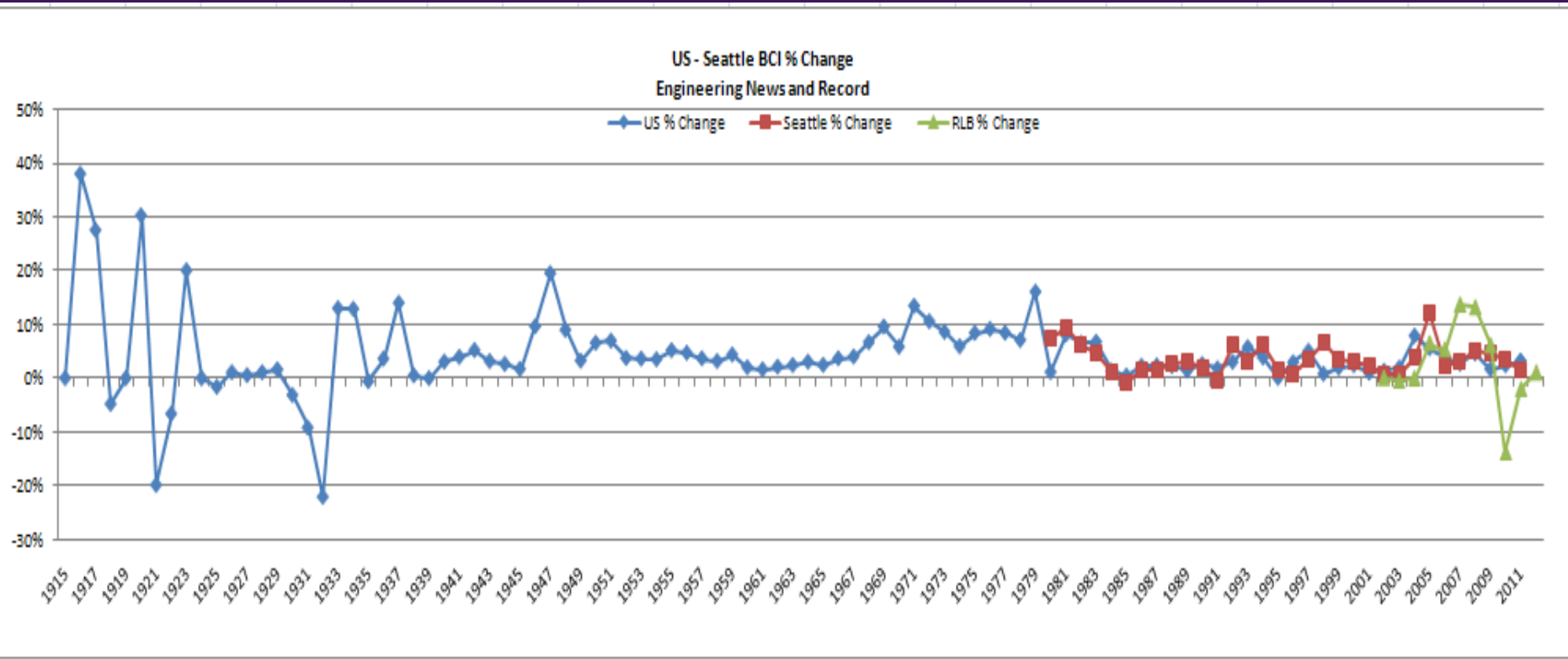


Building Costs

Seattle and US Building Cost Index
Engineering News and Record



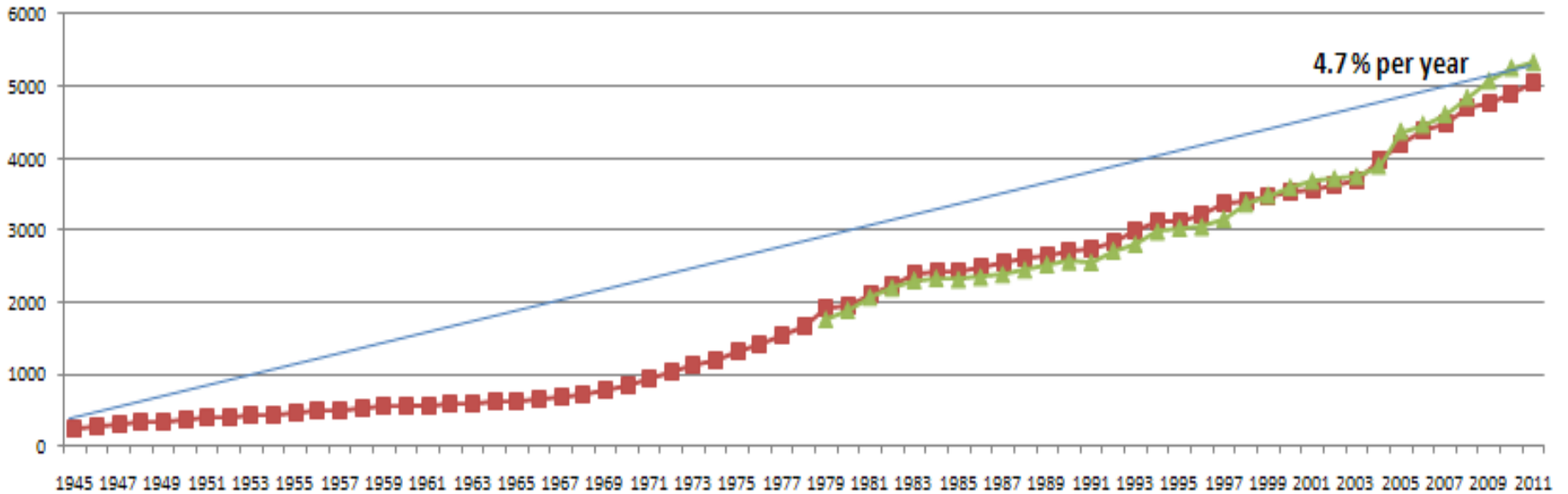
Building Cost Index % Change



Building Costs

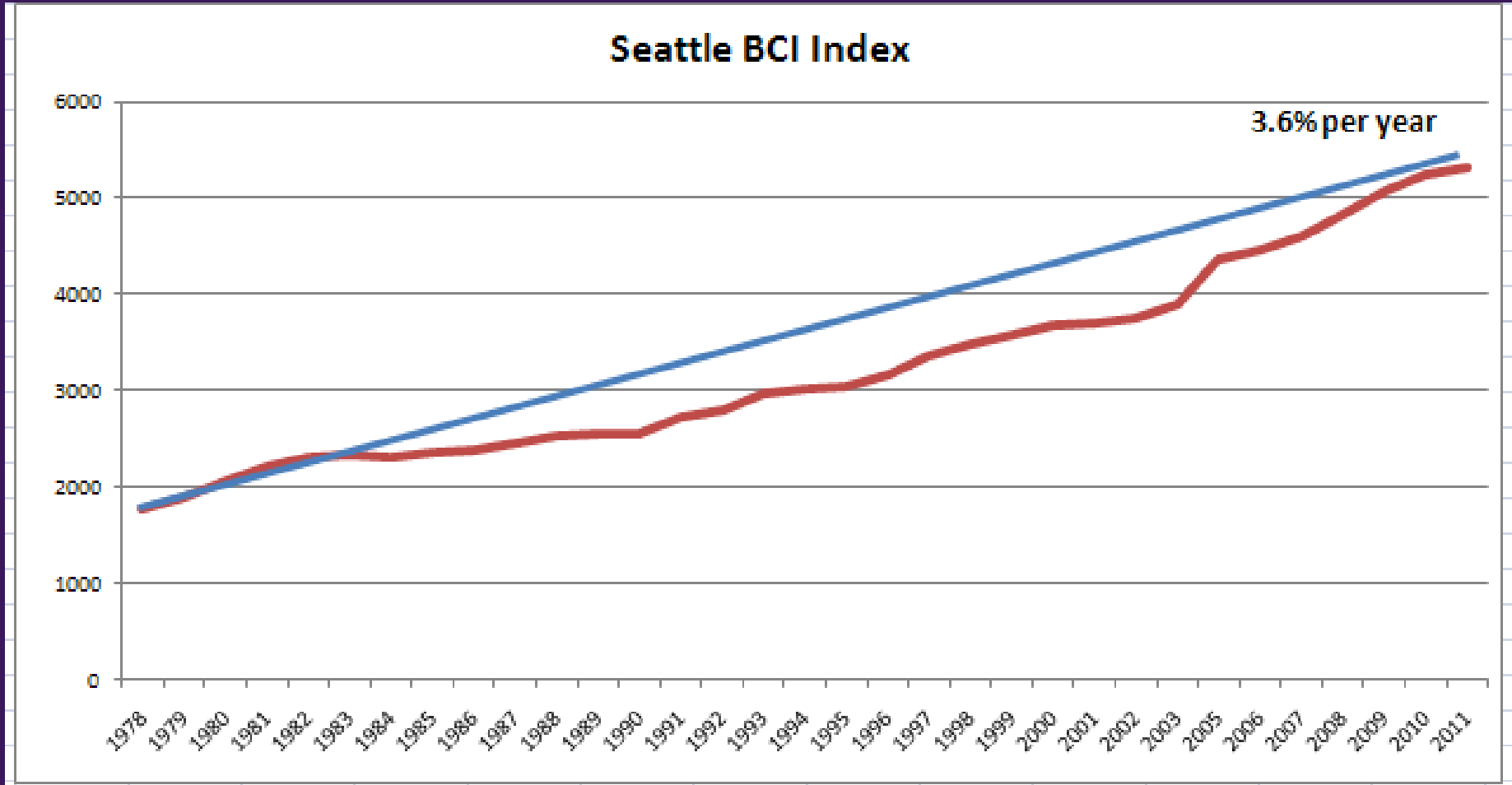
Seattle and US Building Cost Index
Engineering News and Record

■ US BCI ▲ Seattle BCI

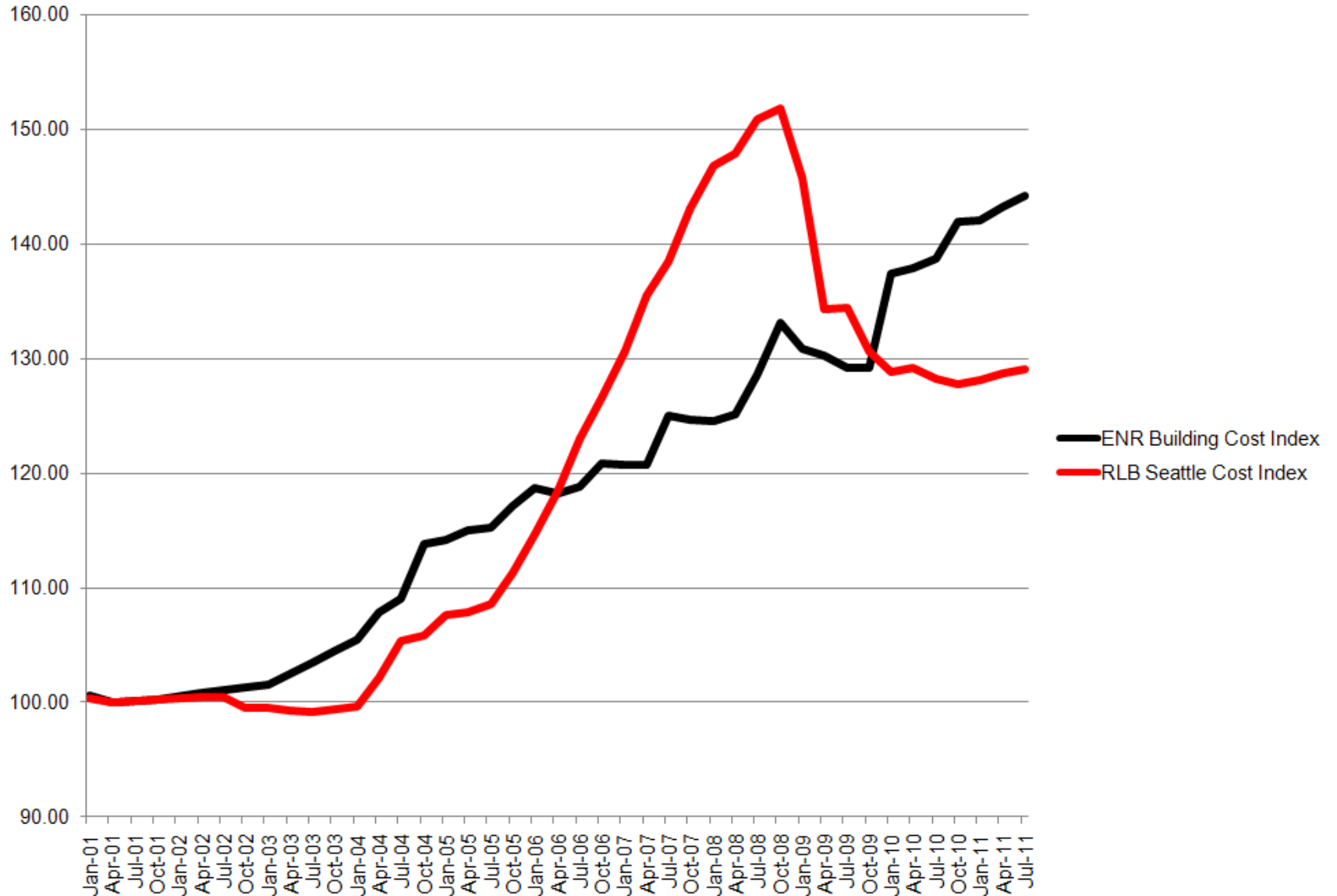


4.7% per year

Building Costs



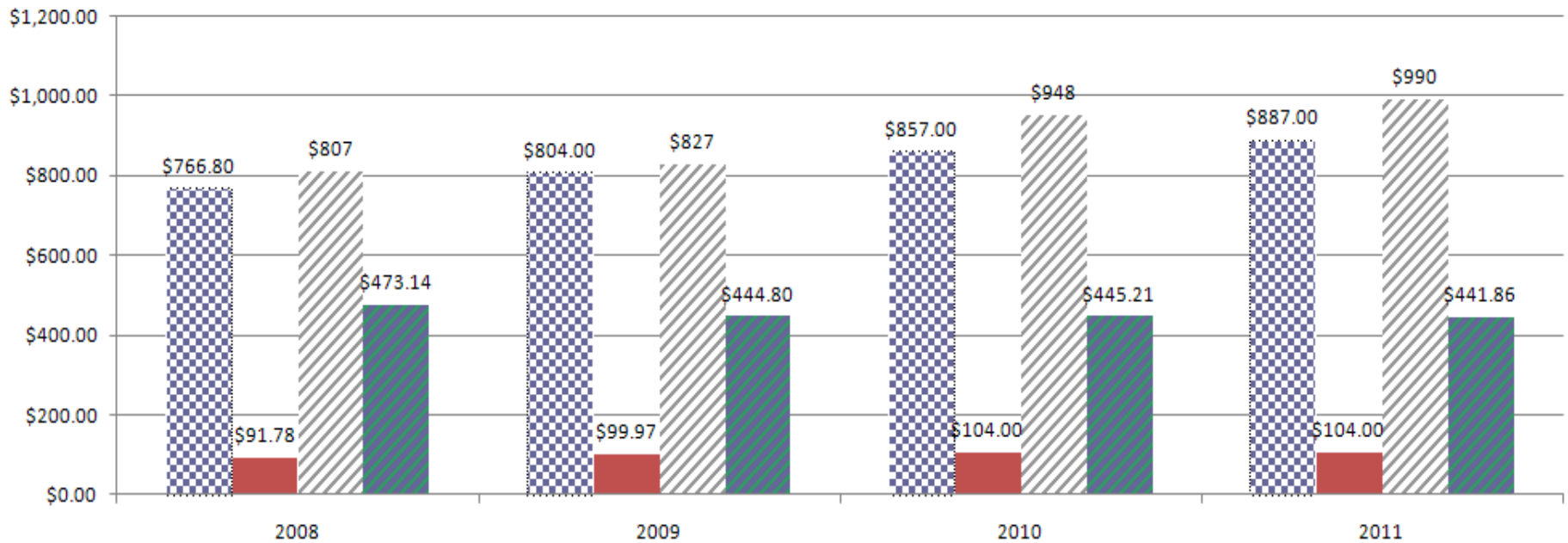
ENR Building Cost Index vs. RLB Seattle Cost Index



Building Materials

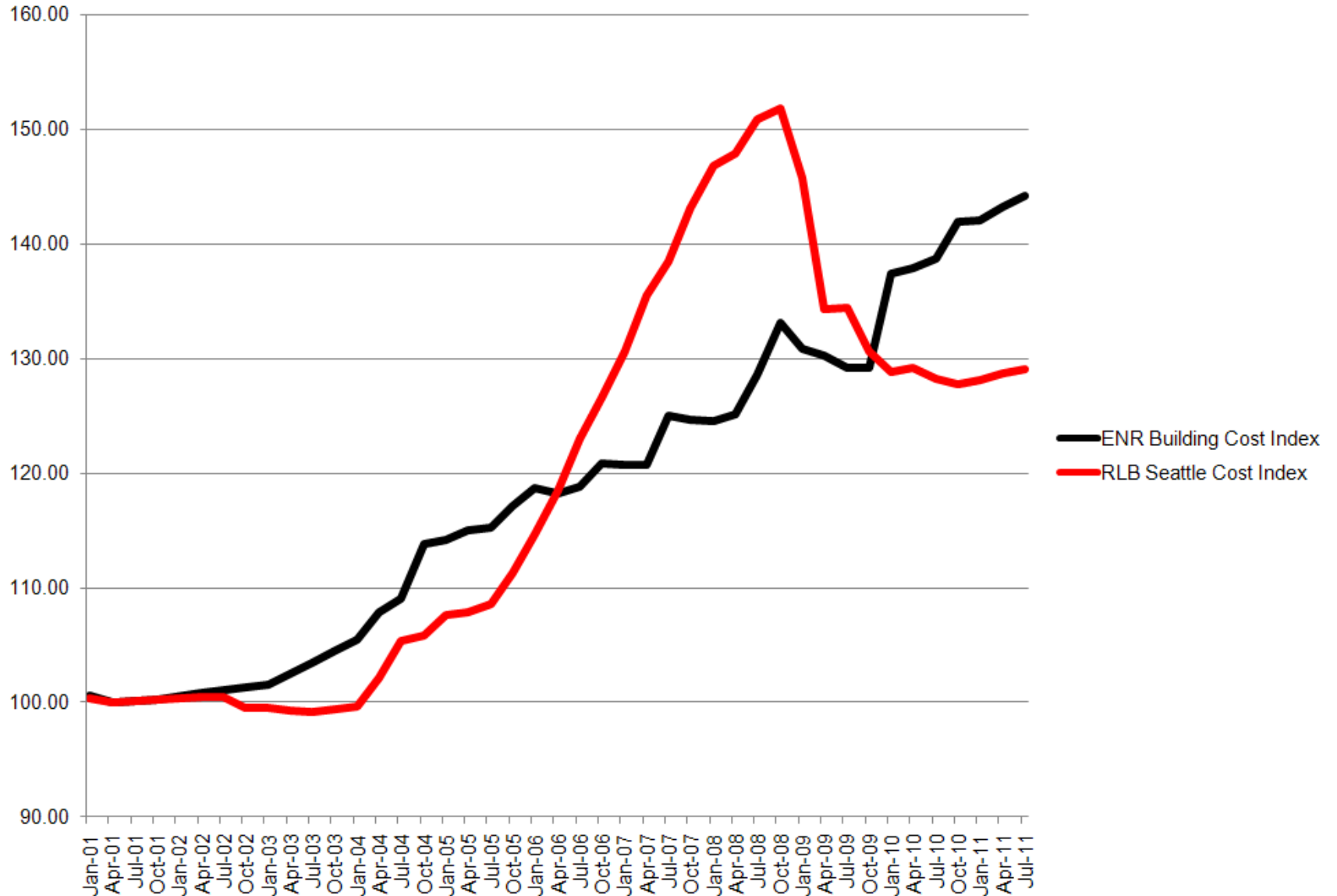
ENR Seattle Commodities Prices

Rebar Grade 60 ton
 Concrete 4000 psi cy
 Steel WF 8" deep ton
 Lumber 2 x 4 Fir mbf



- LABOR

ENR Building Cost Index vs. RLB Seattle Cost Index

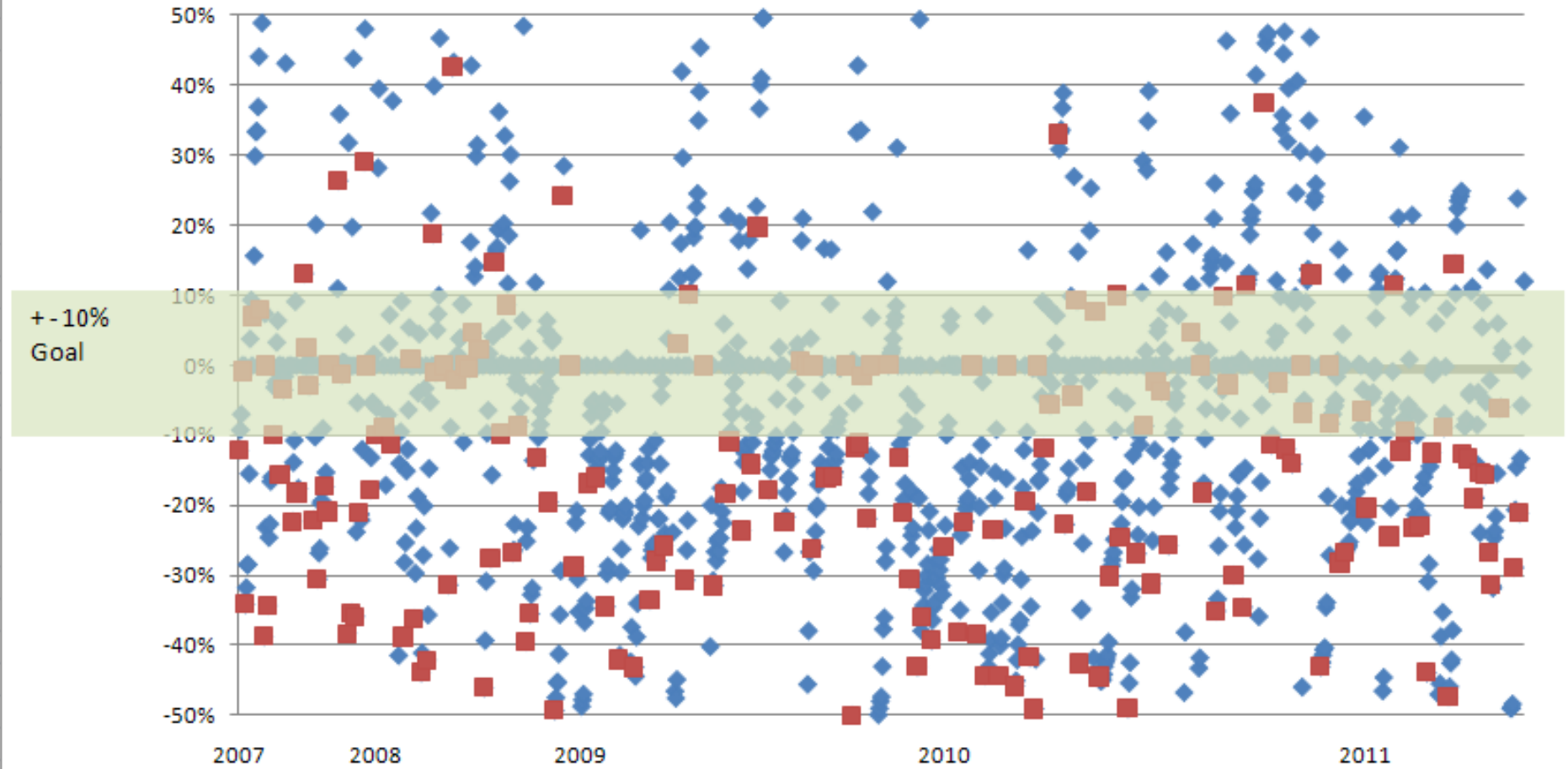


Bids on non-GC/CM Projects

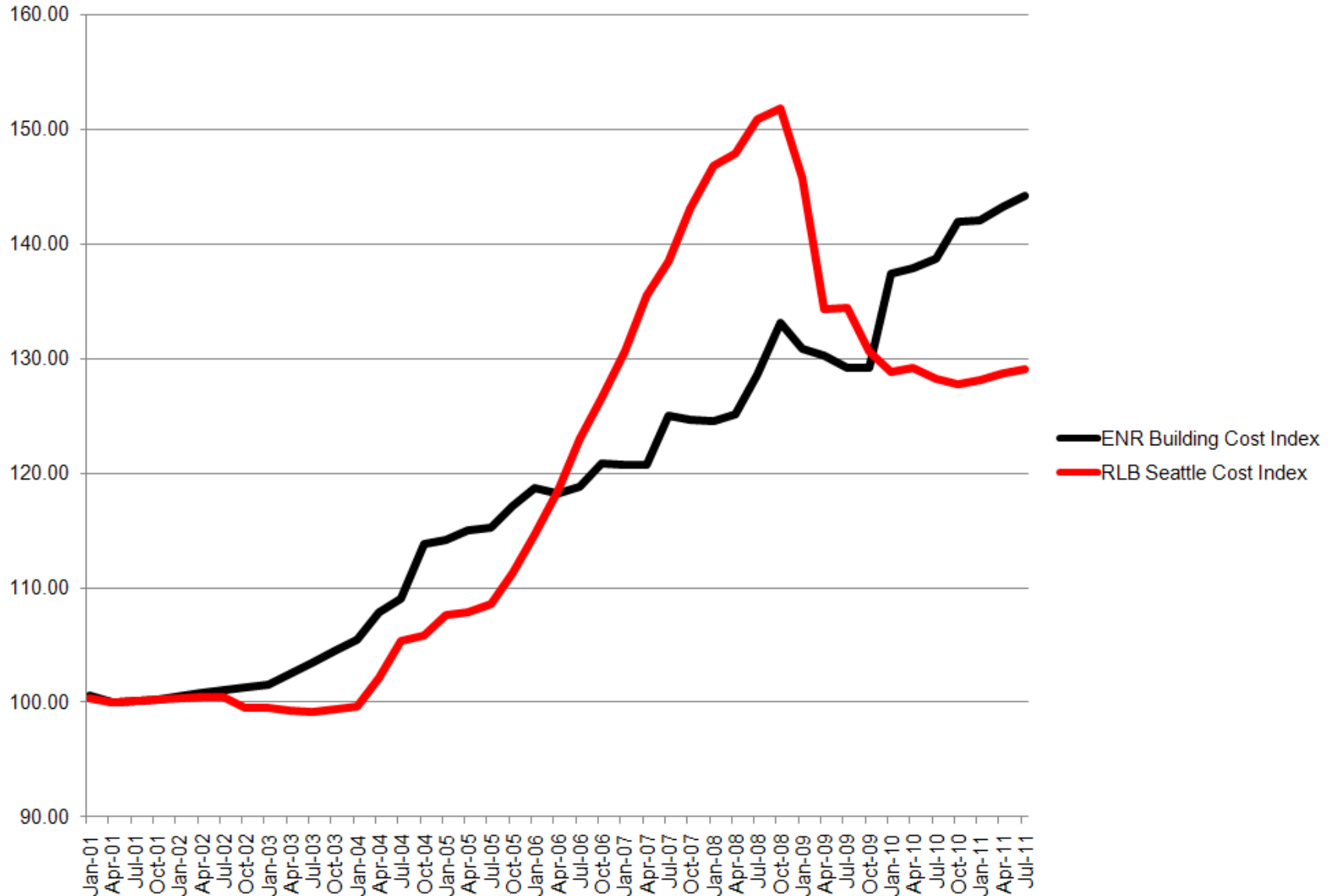
Results and Responses

<u>YEAR</u>	<u>BIDS RESPONSES</u>			<u>Avg.OVER UNDER</u>
2007:	27	83	3.1	5% over
2008:	31	165	5.3	3% over
2009:	41	308	7.5	11% under
2010:	53	339	6.4	7% under
2011 to date:	24	137	5.7	11% under

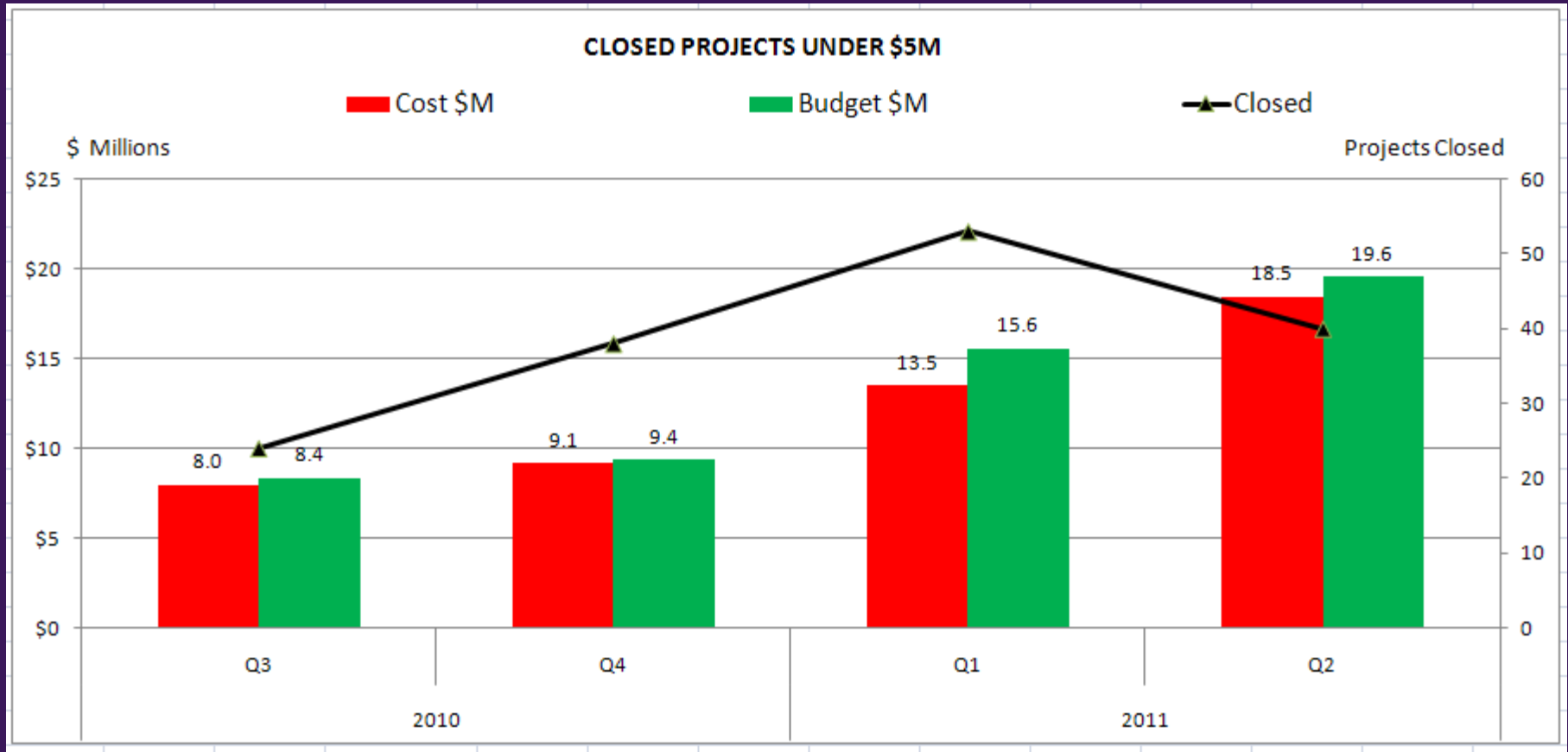
Bid Results on non-GC/CM Projects Over and Under Engineers Estimate



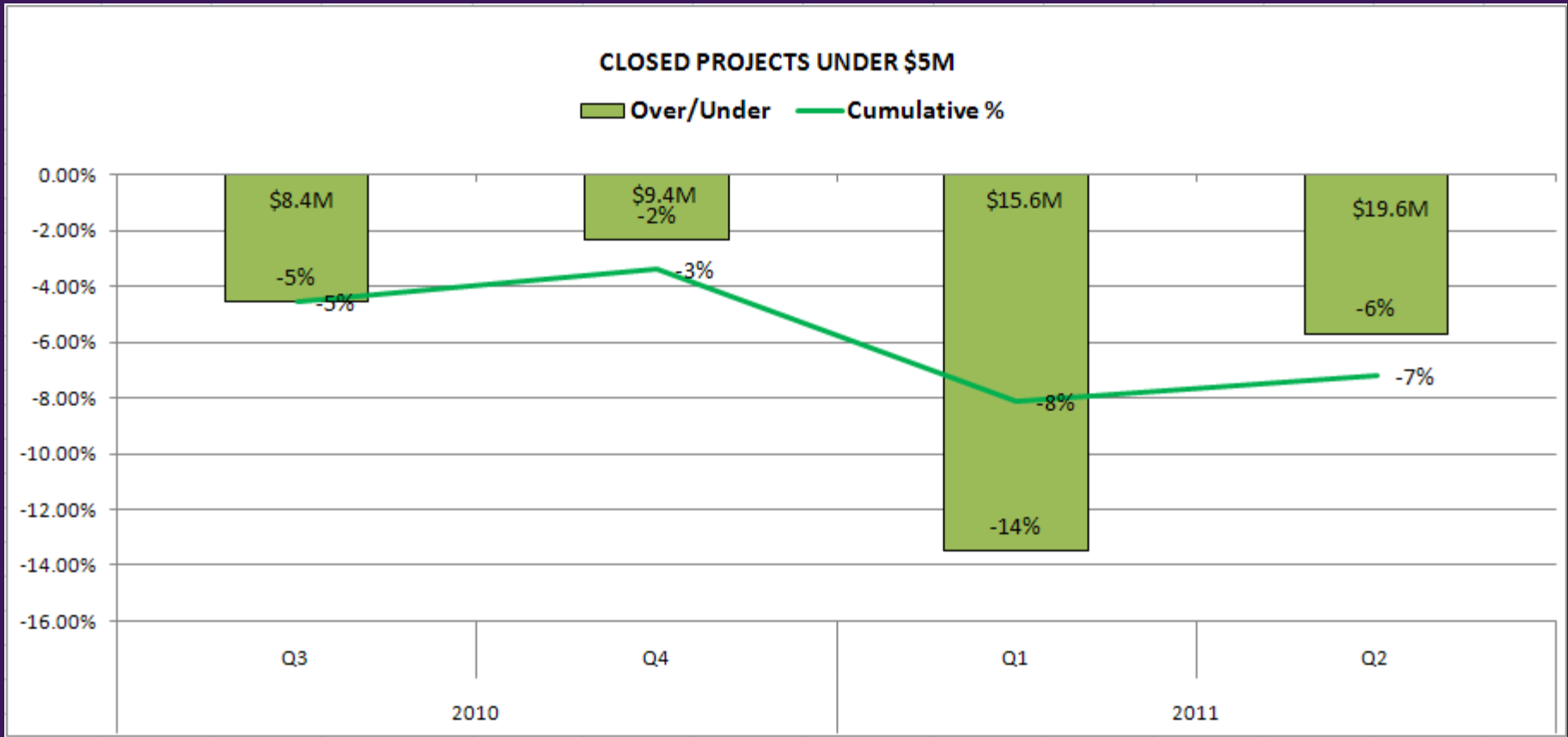
ENR Building Cost Index vs. RLB Seattle Cost Index



Projects Under \$5 Million Closed



Projects Under \$5 Million Closed



Emerging Projects

▶ Anderson Hall



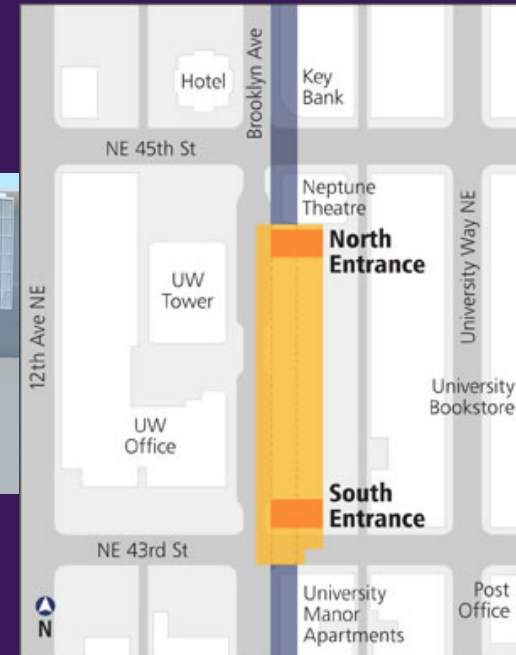
Other Projects

▶ Sound Transit U – Link

▶ Ocean Observatories Initiative

▶ Sound Transit North – Link

▶ Harborview Hall



Number of Project Contracts Issued March 2011 – August 2011

	<u>W/MBE</u>	<u>Total</u>
Designers/Consultants	11 (8%)	139
Contractors	0 (0%)	51



Major Projects Closed

Budget / F'cst \$M

Use Date / F'cst

Benjamin D. Hall iAMT	6.6 / 6.1	9-09 / 9-09
HSC 6 th Floor – RR Wing	28.7 / 24.7	4-10 / 7-10
Wm. H. Philip Hall	12.1 / 10.6	1-09 / 10-08



Major Projects in Closeout

Budget / F'cst \$M

Use Date / F'cst

Benjamin D. Hall	29.9 / 29.4	9-05 / 3-06
Savery Hall	61.2 / 61.2*	9-09 / 9-09
UW Tower Data Center	32.5 / 32.5*	12-09 / 12-09
Paccar Hall	95.0 / 91.5	9-10 / 9-10
Wash. Dental Bldg.	19.8 / 18.8*	9-10 / 7-10
* Scope reinstated/expanded		

Major Projects in Bid/Construction

Budget / F'cst \$M Use Date / F'cst

Ethnic Cultural Ctr.	15.5 / 15.4	9-11 / 11-12
Foster School Phase 2	46.8 / 40.6	9-12 / 5-12
Hall Health	10.2 / 8.6	9-11 / 9-11
Housing Phase 1	147.7 / 150.5	(9-11 / 9-11) (9-12 / 9-12)
Housing Phase 2 (Mercer)	118 / 118	(8-13 / 8-13)
Hub Renovation	128.3 / 120.1	9-12 / 9-12
Husky Ballpark (Phase 1)*	3.5 / 3.8	9-11 / 2-12
Molecular Engineering*	77.7 / 77.7	1-12 / 5-12
* Added/restored scope		

Major Projects in Bid/Construction

Budget / F'cst \$M Use Date / F'cst

Safe Campus	8.0 / 8.0	6-11 / 9-11
Smart Grid	10.1 / 10.1	4-12 / 6/12
UWMC Expansion*	199.5 / 210.5	5-12 / 9-12
UW Tacoma Phase 3	54.3 / 54.3	(6-11 / 6-12) (6-11 / 6-12)
* Added/restored scope		

Major Projects in Design

	<u>Budget / F'cst \$M</u>	<u>Use Date / F'cst</u>
Anderson Hall	Predesign complete	
Housing Phase 2 (Lander)	77 / 77	8-14 / 12-13
Montlake Triangle	25.3 / 25.3	9-15 / 9-15
Odegaard Renovation	16.3 / 16.3	9-13 / 9-13
UW Bothell Phase 3*	68.0 / 6.0	9/13 / TBD
* Project suspended – construction funding unavailable		

VII. STANDING COMMITTEES

B. Finance, Audit and Facilities Committee

Internal Lending Program Quarterly Report for the Quarter Ended June 30, 2011

This will be an oral report for information only.

Attachment

Internal Lending Program Quarterly Report, Quarter Ended June 30, 2011

Average
Cost of
Debt
4.3%

Internal Lending Program Quarterly Report

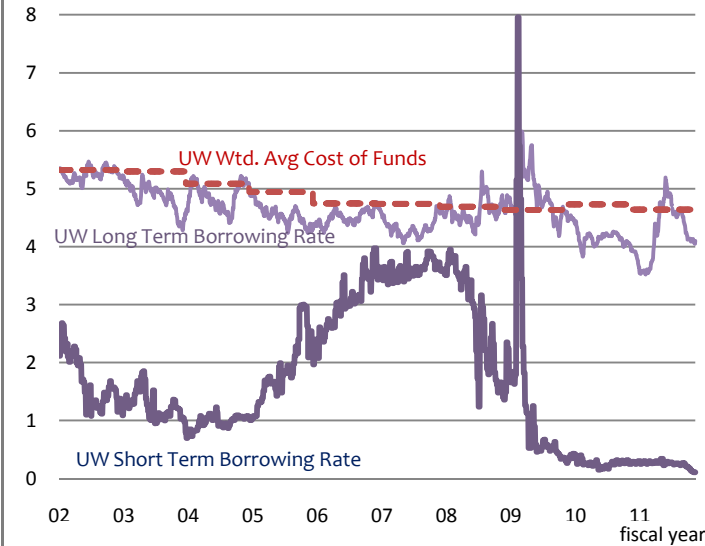
Quarter Ended June 30, 2011

(dollars in millions)

Internal
Lending
Rate
5.5%

Interest Rates

Short & mid-term interest rates remain low. Uncertainty surrounding the global markets is causing volatility in the municipal market. If the UW issued long term tax-exempt bonds today, the overall rate would be about 4.4%.



External Borrowing

The University borrowed \$211 million in July 2011 at 3.88% to be reflected in 2012 borrowing amounts. The proceeds will be used to refund four leased buildings for \$74 million, refinance \$75 million in commercial paper to long-term & fund future projects.

Debt Issued to Fund ILP	Issued FY11	Total Outstanding	Wtd. Avg Rate	Wtd. Avg Maturity (yrs)
Commercial Paper	95	125	0.2%	0.04
Variable Rate	0	0	n/a	n/a
Fixed Rate	146	708	4.5%	17.0
ILP Total	241	833	3.8%	14.4
Non-ILP Debt	238	707	5.0%	14.0
Total Debt	479	1,540	4.3%	14.2

Note: Used \$304m of \$308m General Revenue authorization.

Internal Lending

Amounts owed to the program totaled \$649M as of 7/1/2010. Through June 2011, units borrowed \$219M and repaid \$35M. The largest borrower during this period was UWMC with \$60M for the Phase 1 Expansion.

	By Mission			Total
	Education	Research	Service	
Beginning Bal Jul-10	108	111	430	649
Additions	12	12	195	219
Reductions	(7)	(12)	(16)	(35)
Annual Activity	5	0	179	184
Total Receivable	113	111	609	833

Cash Position

The balance was offset by outflows in July 2011 totaling \$25 million.

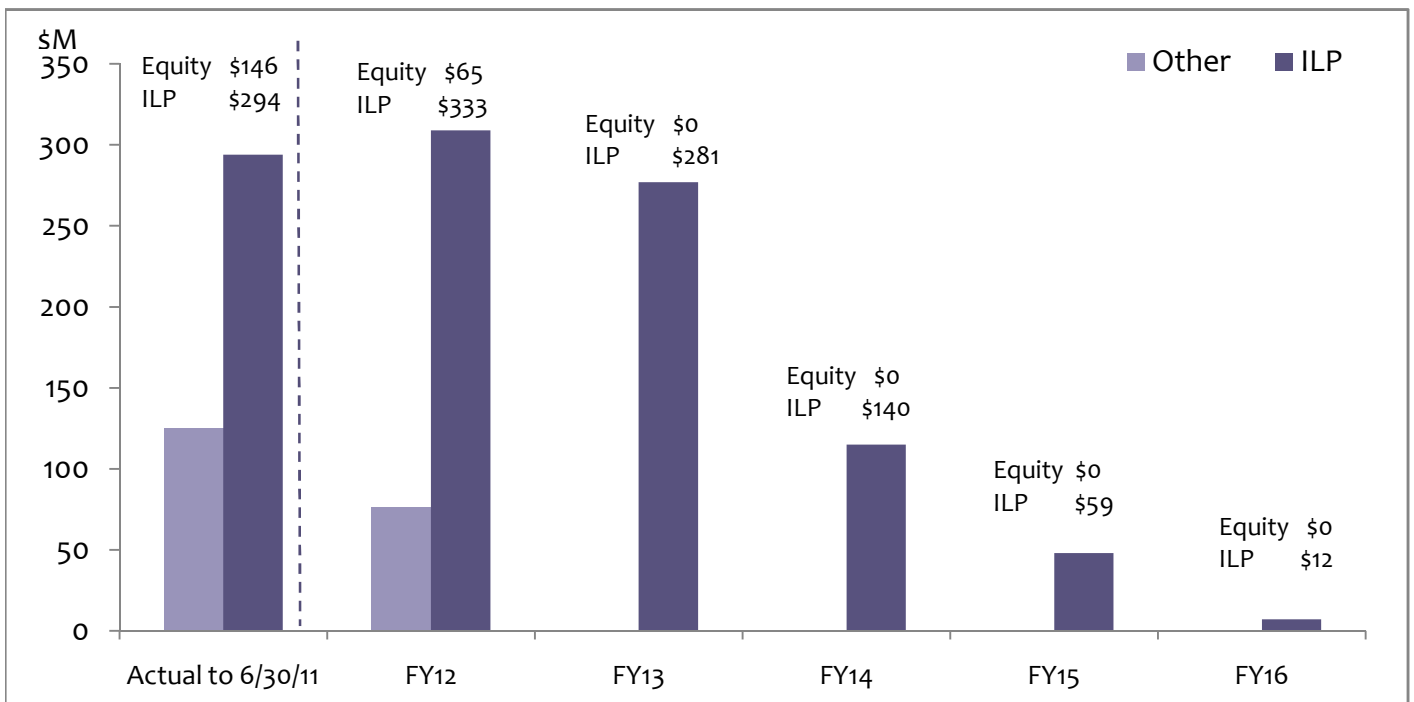
Beginning Balance Jul-10	\$48.6
Internal Debt Service	68.2
External Debt Service	(49.1)
Net Debt Proceeds	(16.1)
Expenses	(0.4)
Ending Balance Jun-11	\$51.2

Approved Funding - by Project and Source

Project Name	Date Approved	Total Budget	ILP	Equity	Spent to Date (all sources)
UWMC Expansion	Feb-08	170	160	10	68%
AAALAC Projects	Mar-08	28	25	3	94%
J-Wing	Jul-08	24	16	8	80%
PACCAR Business School	Jul-08	95	30	65	94%
AAALAC Budget Increase	Nov-08	7	7	0	39%
Housing Phase 1	May-09	164	164	0	46%
Molecular Engineering - ICR only	Jun-09	25	20	5	20%
HUB Renovation	Jul-09	128	117	11	29%
ECC Renovation	Jul-09	16	15	1	10%
Hall Health Renovation	Jul-09	11	8	3	65%
UWMC, Phase 1 Increase	Jan-10	45	0	45	6%
Tacoma Phase 3 - ILP only	May-10	54	6	48	68%
Husky Stadium Renovation	Nov-10	260	250	10	2%
Housing Phase 2	Feb-11	286	286	0	1%
UW Bothell Acquisition	Feb-11	13	13	0	85%
Bothell Sports Field	Jun-11*	4	2	2	0%
Total		1,330	1,119	211	33%

*approved under delegated authority

Funding Forecast for Approved Projects - by Source



VII. STANDING COMMITTEES

A. Academic and Student Affairs

in Joint Session with

B. Finance, Audit and Facilities Committee

State Budget Update

This will be an oral report for information only.