

VII. STANDING COMMITTEES

B. Finance, Audit and Facilities Committee

Capital Projects Office Semi-Annual Status Report

There will be an oral report for information only.



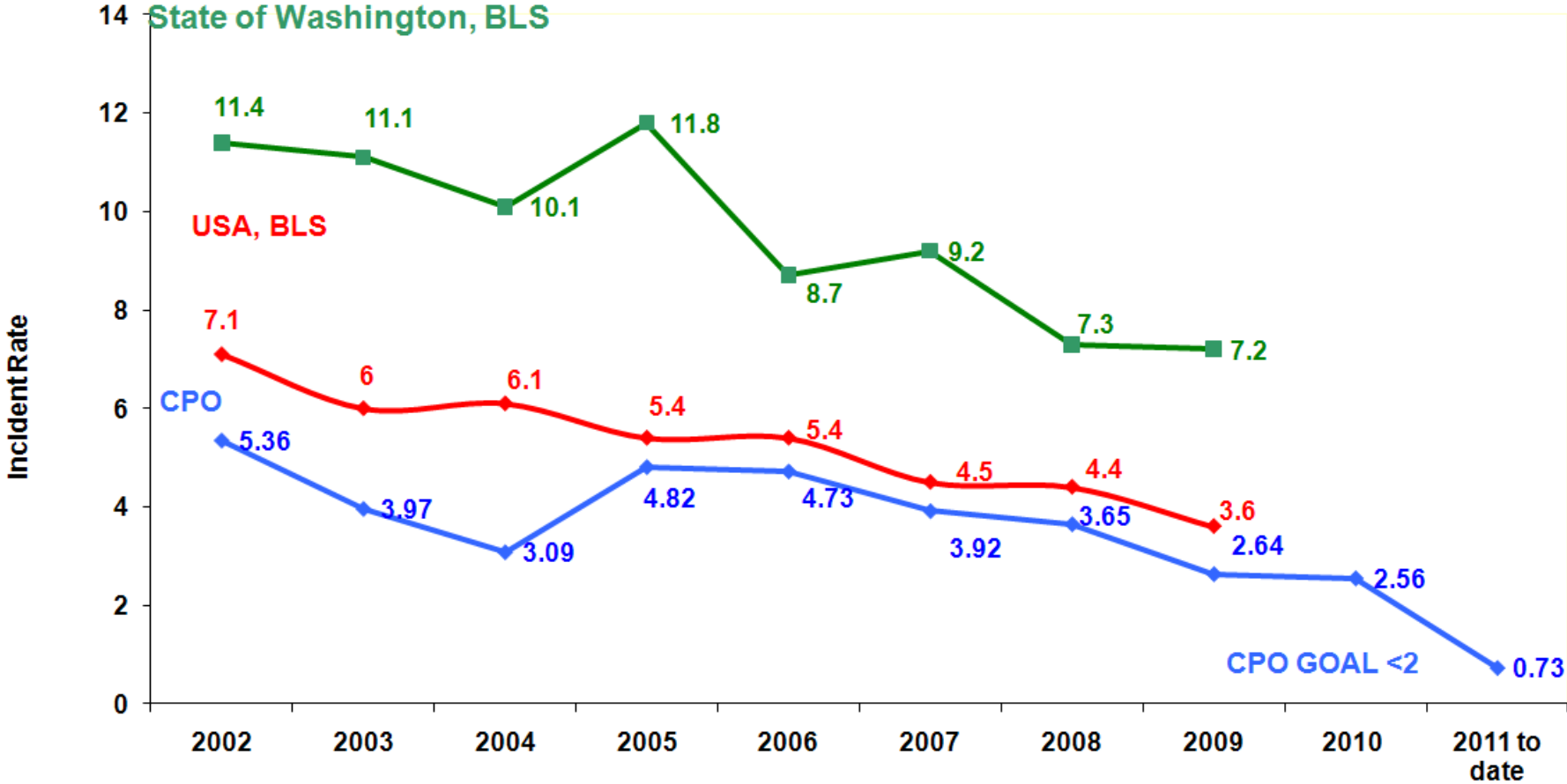
Capital Projects Office Semi-Annual Status Report

June 2010 – February 2011

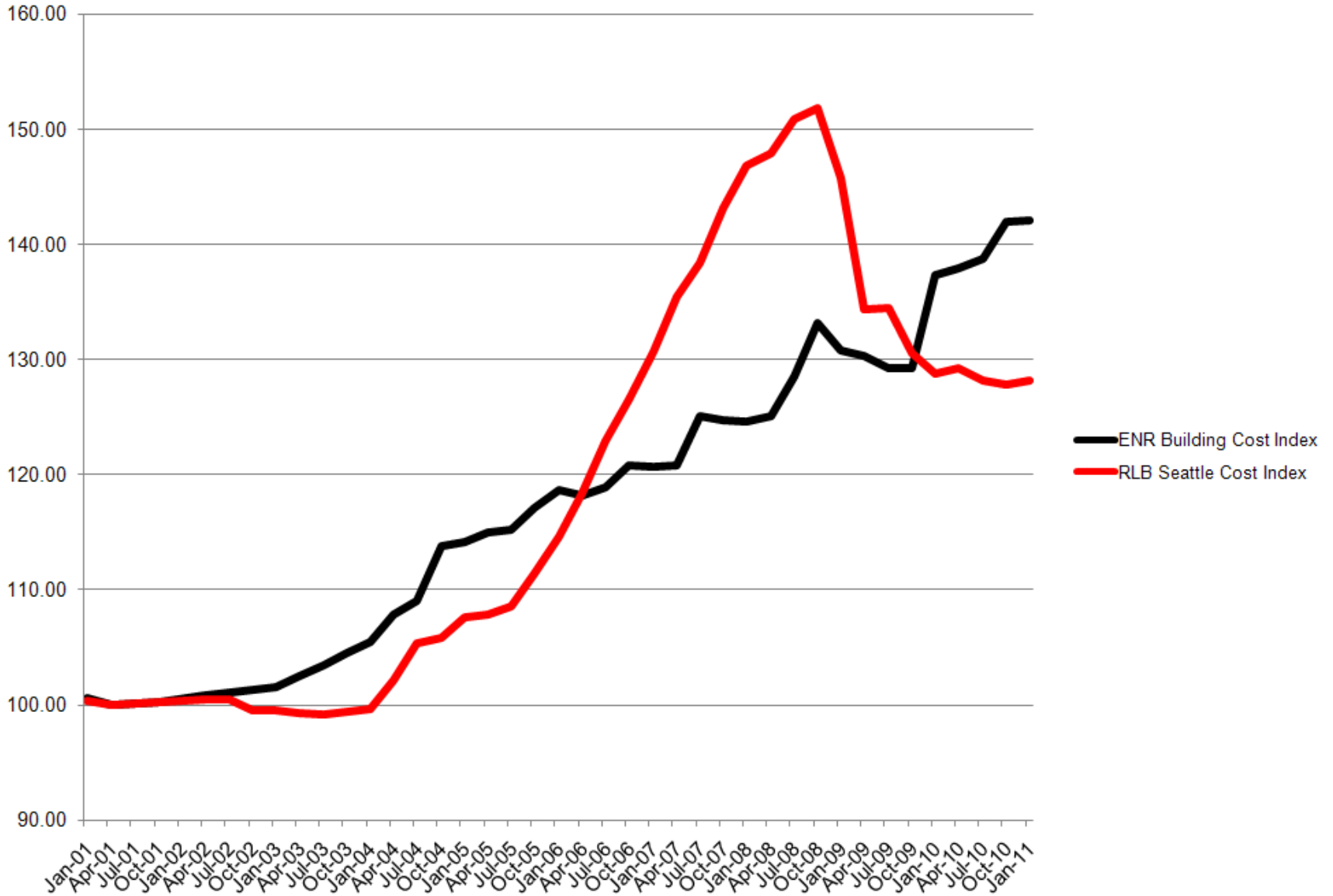
CPO SAFETY

TRIR Calendar Year

USA CPO TRIR Washington



ENR Building Cost Index vs. RLB Seattle Cost Index



Bids

Results and Responses

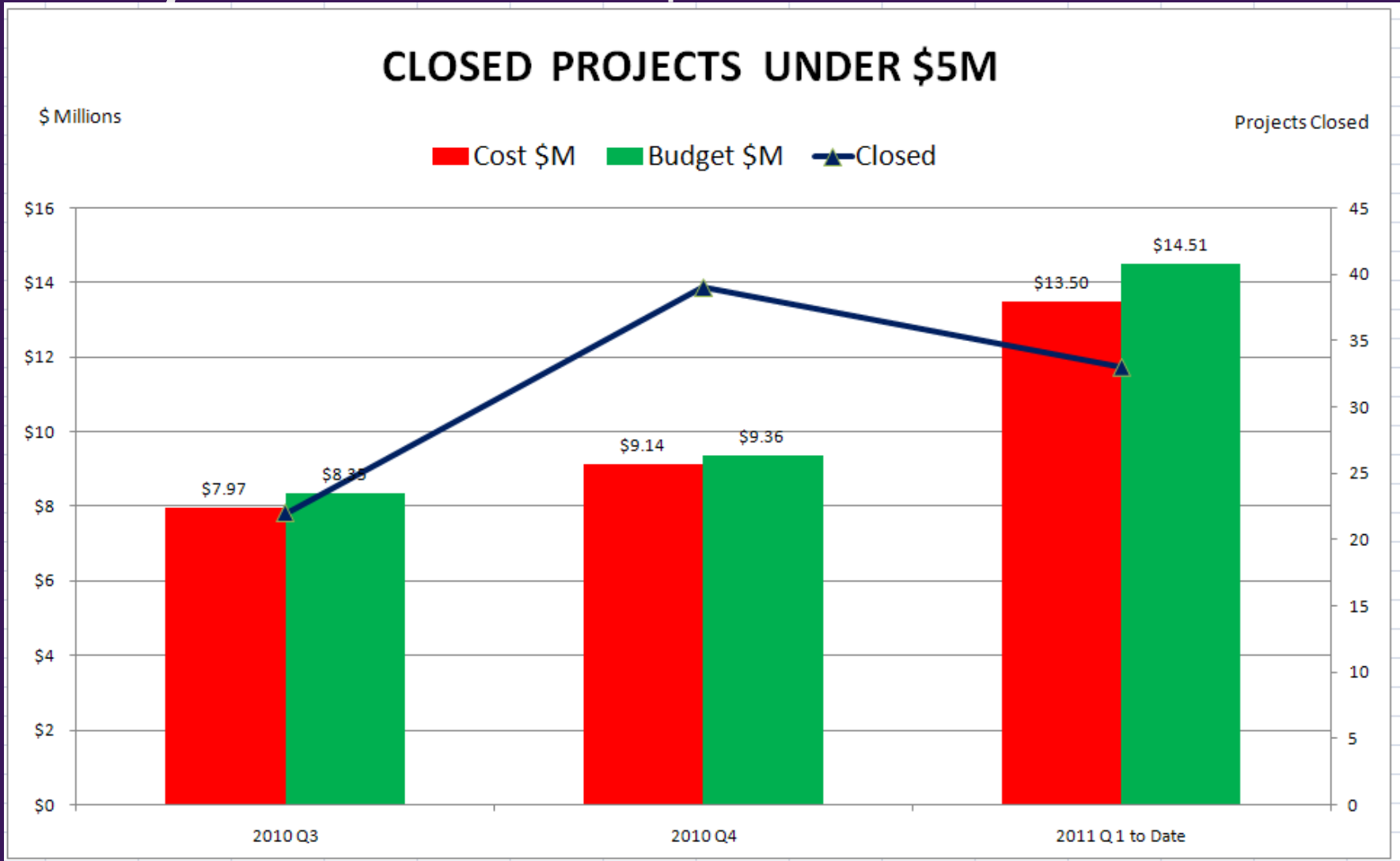
2007: 27 bids 83 responses avg. bid 5% over

2008: 31 bids 165 responses avg. bid 3% over

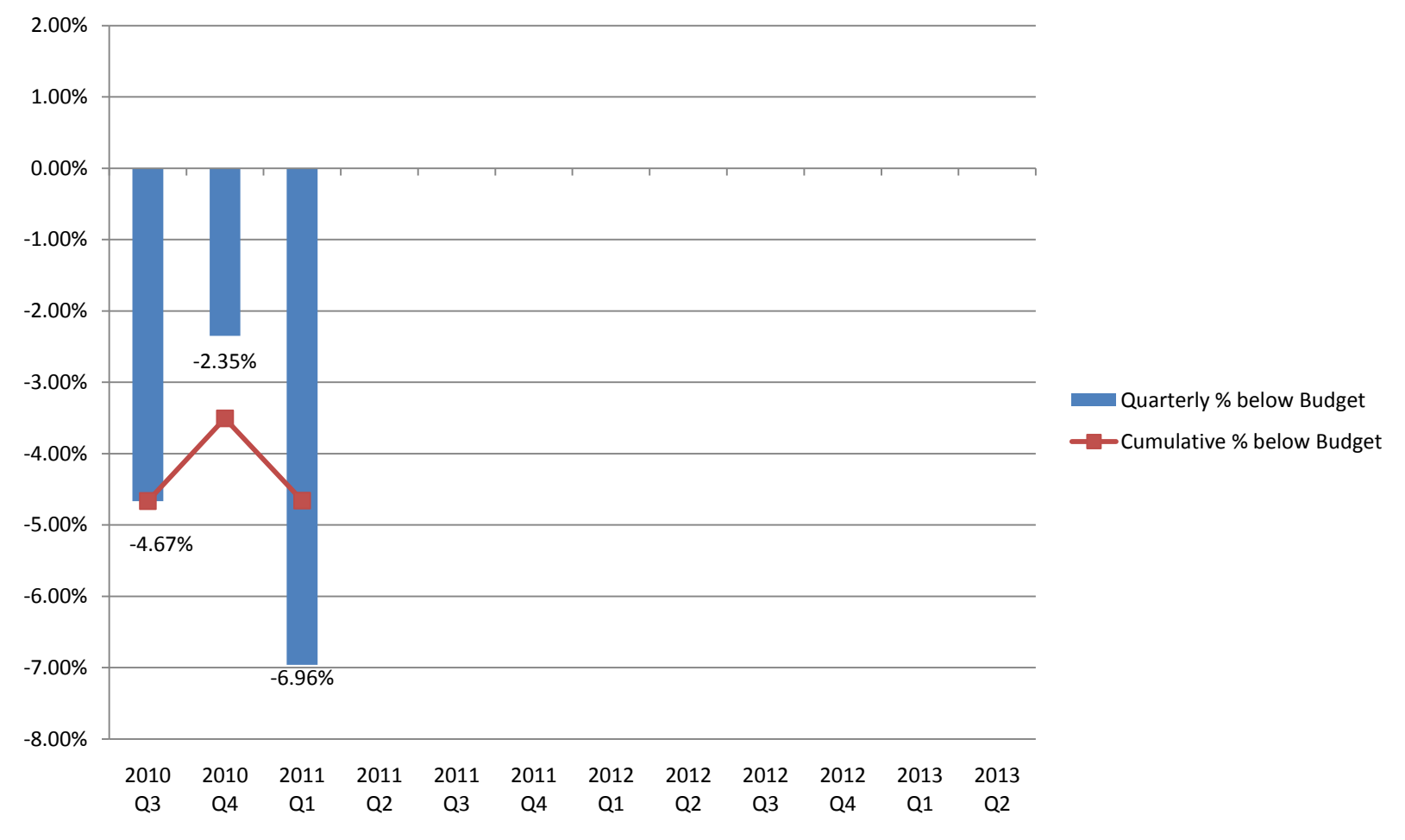
2009: 41 bids 308 responses avg. bid 11% under

2010: 53 bids 339 responses avg. bid 7% under

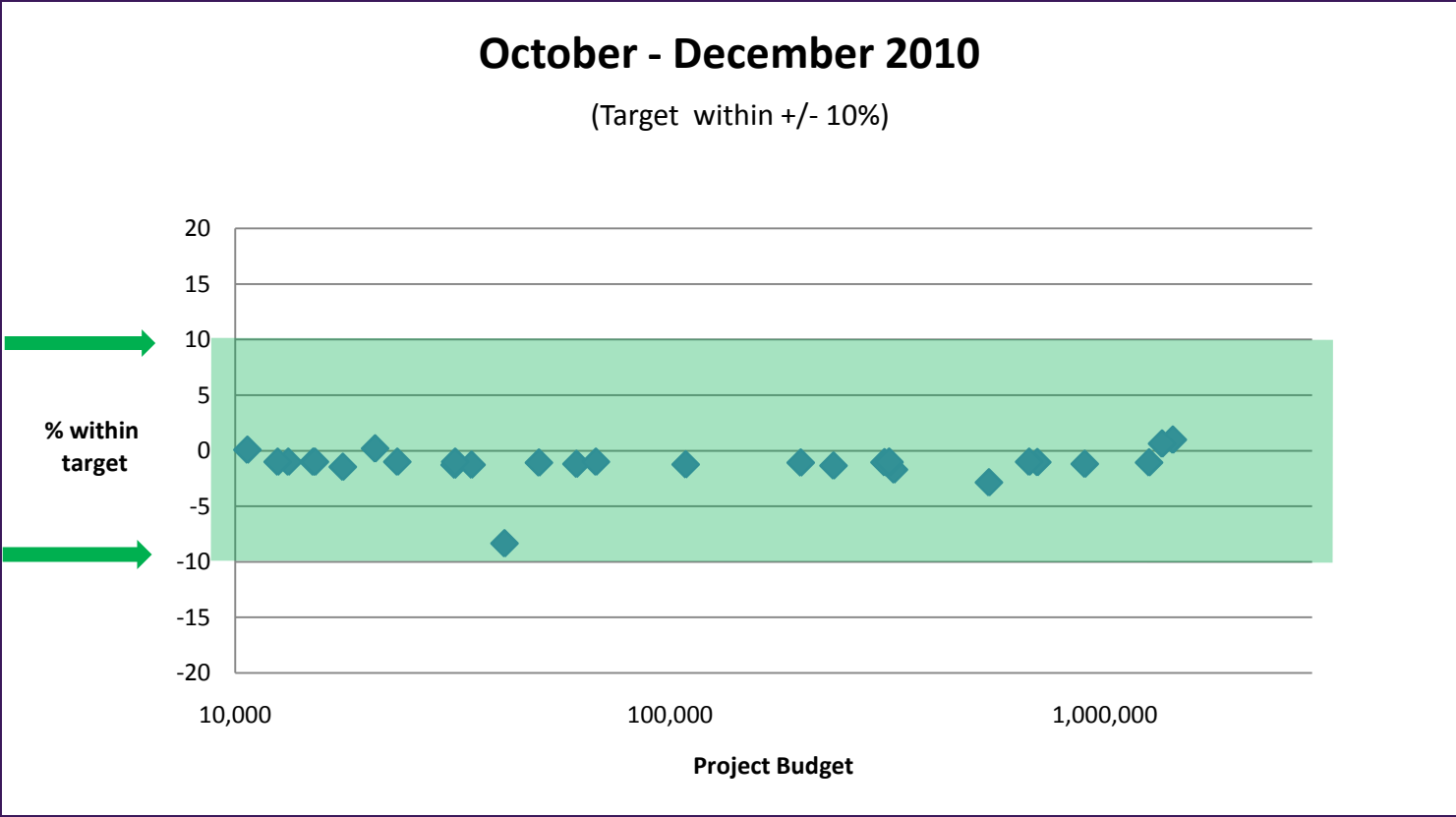
Projects Under \$5 Million Closed



Projects Under \$5 Million Closed



Cost vs. Budget Project less than \$5 million



Cost vs. Budget History

Closed Projects: Cost within 10% of Budget

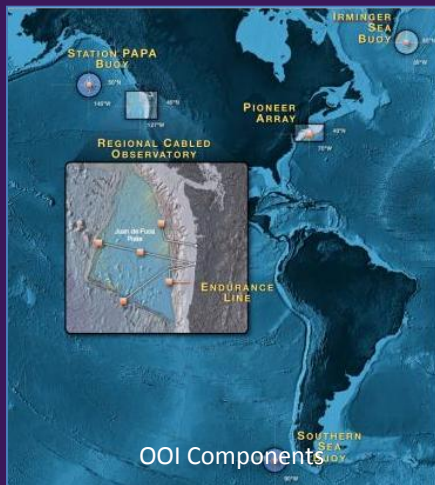


Emerging Projects

- ▶ Montlake Triangle
- ▶ Sound Transit – North Link
- ▶ Burke Museum
- ▶ Intellectual House

Other Projects

- ▶ Ocean Observatories Initiative
- ▶ Sound Transit U - Link



Number of Project Contracts Issued June 2010 – February 2011

	<u>W/MBE</u>	<u>Total</u>
Designers/Consultants	22 (10%)	212
Contractors	4 (5%)	88



Major Projects in Closeout

	<u>Budget/ F'cst \$M</u>	<u>Use Date / F'cst</u>
Benjamin D. Hall	29.9 / 29.4	9-05 / 3-06
Benjamin D. Hall iAMT	6.6 / 6.1	9-09 / 9-09
Wm. H. Philip Hall	12.1 / 10.7	1-09 / 10-08
Savery Hall	61.2 / 61.2*	9-09 / 9-09
UW Tower Data Center	32.5 / 32.5*	12-09 / 12-09
Business Phase 1	95.0 / 91.5	9-10 / 9-10
HSC 6 th Floor – RR Wing	28.7 / 25.1	4-10 / 7-10
Wash. Dental Bldg.	19.8 / 18.8*	9-10 / 7-10
* Scope reinstated/expanded		



Major Projects in Bid/Construction

	<u>Budget/F'cst \$M</u>	<u>Use Date / F'cst</u>
Foster School Phase 2	46.8 / 41.8	9-12 / 5-12
Hall Health	10.2 / 9.1	8-11 / 10-11
Housing Phase 1	147.7 / 150.7	(9-11 / 9-11) (9-12 / 9-12)
Hub Renovation	128.3 / 118.4	9-12 / 9-12
HSC J-Wing Micro. Bio.	23.5 / 19.3	3-11 / 5/11
Molecular Engineering	77.7 / 77.7 *	1-12 / 12-11
UWMC Expansion	199.5 / 210.5	5-12 / 9-12
UW Tacoma Phase 3	54.3 / 54.3	(9-11 / 3-11) (6-12 / 6-12)
* Scope expanded		

Major Projects in Bid/Construction

	<u>Budget/F'cst \$M</u>	<u>Use Date /F'cst</u>
Safe Campus	8.0 / 8.0	6-11 / 6-11
Smart Grid	10.1 / 10.1	4-12 / 6/12

Major Projects in Design

	<u>Budget/F'cst \$M</u>	<u>Use Date / F'cst</u>
Anderson Hall	Predesign complete	
Ethnic Cultural Ctr.	15.5 / 13.95	9-11 / 6-12
Housing Phase 2	257 / 257	(8-13/8-14/8-15) / (8-13/8-14/8-15)
Husky Ballpark	9.8 / 9.8	TBD
UW Bothell Phase 3	68.0 / 68.0	9/13 / 9-13