

VII. STANDING COMMITTEES

B. Finance, Audit and Facilities Committee

Grant and Contract Awards Summary – January, 2011

RECOMMENDED ACTION:

It is the recommendation of the administration and the Finance, Audit and Facilities Committee that the Board of Regents accept the Grant and Contract Awards of \$1,000,000 or more as presented in the attached report.

Attachment

Grant and Contract Awards Summary for January, 2011

Grant and Contract Awards Summary

to

The Board of Regents

of the

University of Washington

for

January 2011

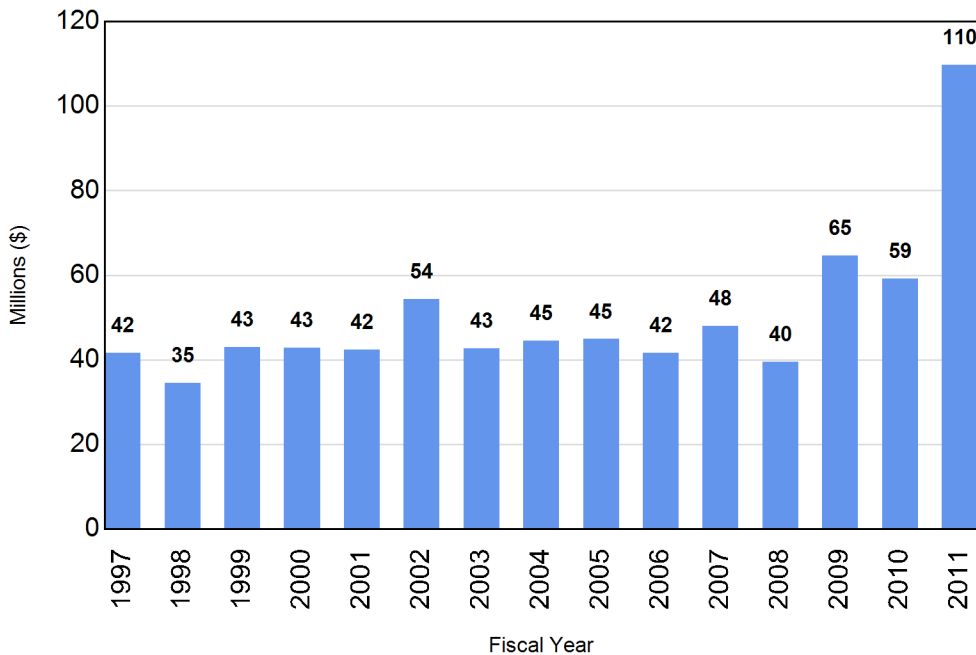
Office of Research

Office of Sponsored Programs

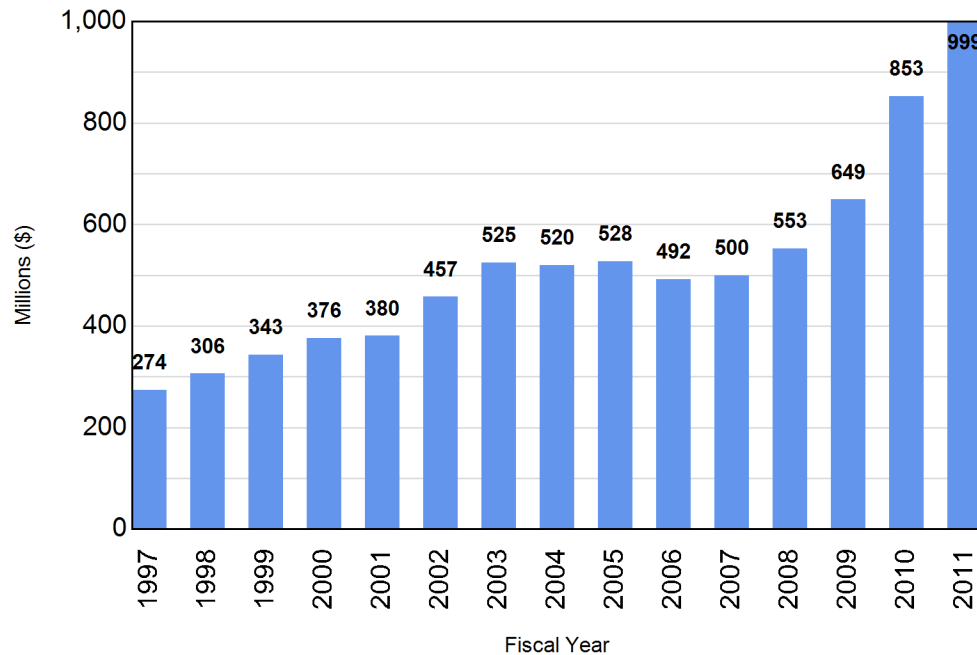
Table of Contents

Graphical Summary of Award Activity	3
Summary of Grant and Contract Awards	4
Comparison of Grants and Contract Awards by Agency	5
Comparison of Grants and Contract Awards by School/College	6
Summary of Grant Awards – Excluding Private Awards	8
Summary of Grant Awards - Private Awards	9
Summary of Contract Awards	10
Report of Grant & Contract Awards over \$1,000,000	11

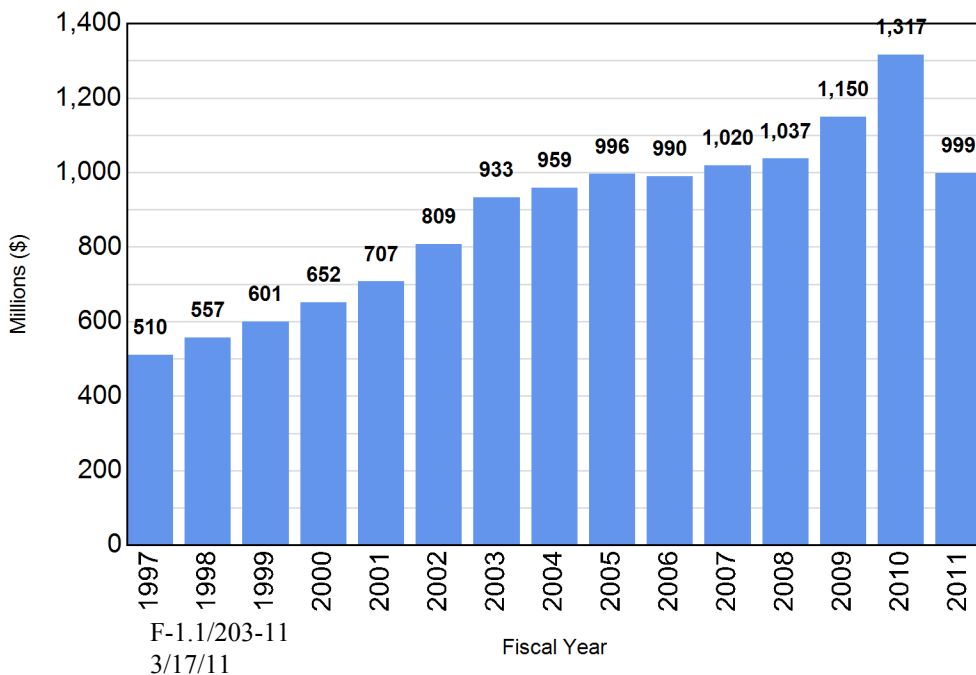
January Only
Comparison of Grant & Contract Awards



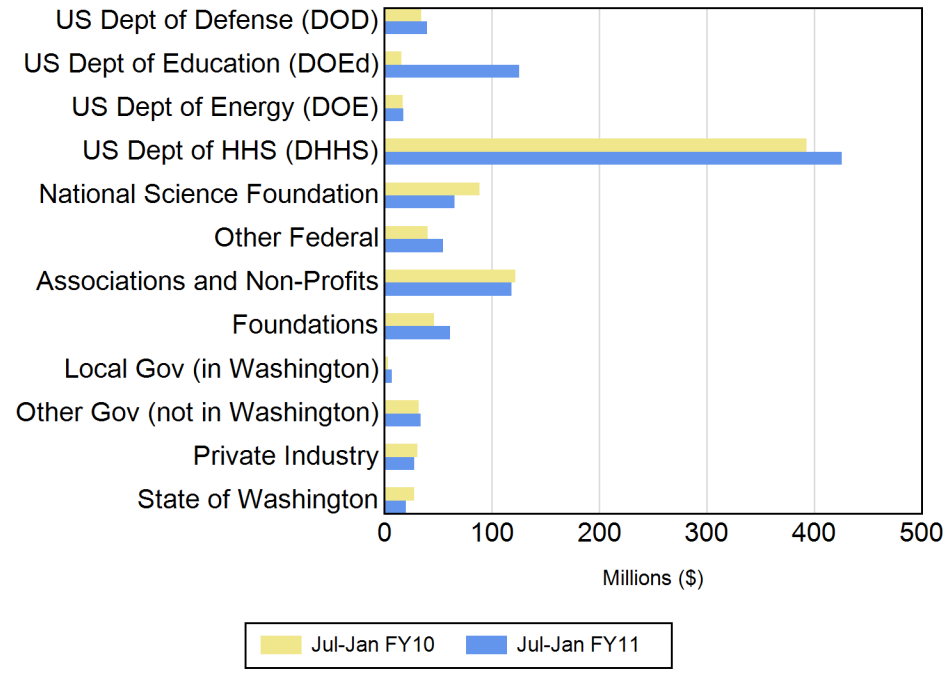
Fiscal Year to Date
Comparison of Grant & Contract Awards



Complete Fiscal Year
Comparison of Grant & Contract Awards



Fiscal Year to Date
Two-Year Comparison of Grant and Contract Awards



Summary of Grant and Contract AwardsFiscal Year 2010-2011

Month	RESEARCH AND OTHER		TRAINING		Total Grants and Contracts
	Federal	Non-Federal	Federal	Non-Federal	
July	\$ 116,733,700	\$ 35,329,850	\$ 15,457,740	\$ 2,100,929	\$ 169,622,200
August	\$ 177,960,700	\$ 29,923,070	\$ 11,027,470	\$ 547,136	\$ 219,458,300
September	\$ 163,760,900	\$ 43,734,420	\$ 46,816,820	\$ 5,296,927	\$ 259,609,000
October	\$ 51,765,760	\$ 29,066,660	\$ 4,078,383	\$ 318,448	\$ 85,229,260
November	\$ 24,811,640	\$ 25,350,030	\$ 377,023	\$ 2,265,686	\$ 52,804,390
December	\$ 30,371,510	\$ 69,486,650	\$ 903,062	\$ 2,025,040	\$ 102,786,300
January	\$ 85,486,100	\$ 22,538,260	\$ 313,312	\$ 1,315,247	\$ 109,652,900
FY11 to Date	\$650,890,192	\$255,428,950	\$78,973,811	\$13,869,412	\$999,162,365
FY10 to Date	\$505,097,264	\$253,824,633	\$84,744,420	\$8,946,995	\$852,613,312
Over (Under) Previous Year	\$145,792,928	\$2,285,243	(\$5,770,609)	\$4,922,417	\$147,229,980

Assuming acceptance of all awards by the Board of Regents

Comparison of Grant and Contract Awards by Agency

Fiscal Years 2009-2010 and 2010-2011

Agency	Jul-Jan FY10	Jul-Jan FY11
US Department of Defense (DOD)	\$ 34,353,835	\$ 39,877,355
US Department of Education (DOEd)	\$ 15,913,667	\$ 125,522,882
US Department of Energy (DOE)	\$ 17,177,740	\$ 17,928,441
US Department of Health and Human Services (DHHS)	\$ 393,299,056	\$ 425,958,443
National Science Foundation (NSF)	\$ 88,910,804	\$ 65,581,951
Other Federal	\$ 40,186,582	\$ 54,994,932
Subtotal for Federal :	\$ 589,841,684	\$ 729,864,003
Associations and Non-Profits	\$ 121,898,652	\$ 118,595,716
Foundations	\$ 46,681,475	\$ 61,363,405
Local Government (in Washington)	\$ 3,287,415	\$ 6,890,867
Other Government (not in Washington)	\$ 32,240,810	\$ 34,187,320
Private Industry	\$ 30,943,657	\$ 27,949,658
State of Washington	\$ 27,719,621	\$ 20,311,396
Subtotal for Non-Federal :	\$ 262,771,629	\$ 269,298,362
Grand Total :	\$ 852,613,312	\$ 999,162,365
Amount of Increase (Decrease) :		\$ 146,549,053
Percent of Increase (Decrease) :		17.2 %

Assuming acceptance of all awards by the Board of Regents

Comparison of Grant and Contract Awards by School/College

Fiscal Years 2009-2010 and 2010-2011

School/College	Jul-Jan FY10	Jul-Jan FY11
Upper Campus		
Architecture and Urban Planning	\$ 506,930	\$ 2,013,665
Arts and Sciences	\$ 66,145,868	\$ 58,136,309
Center for Commercialization		\$ 291,264
College of the Environment	\$ 25,276,996	\$ 68,718,428
Director of Libraries	\$ 132,000	\$ 282,381
Education	\$ 3,918,464	\$ 18,783,155
Educational Outreach	\$ 100,000	\$ 175,000
Engineering	\$ 64,458,175	\$ 67,221,994
Evans School of Public Affairs	\$ 984,805	\$ 1,533,314
Executive Vice President		\$ 236,340
Forest Resources	\$ 1,855,670	\$ 360,234
Foster School of Business	\$ 834,880	\$ 1,150,823
Graduate School	\$ 3,802,291	\$ 929,500
Information School	\$ 5,965,224	\$ 1,613,102
Law	\$ 1,350,056	\$ 1,943,206
Ocean and Fishery Sciences	\$ 72,082,531	\$ 17,356,063
Office of Research	\$ 28,097,522	\$ 46,759,219
Social Work	\$ 12,632,530	\$ 14,764,996
Undergraduate Education	\$ 213,373	\$ 1,573,269
VP Minority Affairs	\$ 4,826,313	\$ 6,597,431
VP Student Affairs	\$ 280,137	
VP Student Life	\$ 20,715	\$ 104,400,671
Subtotal :	\$ 293,484,481	\$ 414,840,364
Health Sciences		
Dentistry	\$ 4,649,508	\$ 2,070,145
Medicine	\$ 454,618,564	\$ 455,458,882
Nursing	\$ 12,307,555	\$ 11,612,118
Pharmacy	\$ 11,425,726	\$ 12,278,280
Public Health	\$ 56,248,417	\$ 81,835,557
Subtotal :	\$ 539,249,770	\$ 563,254,981
Special Programs		
Alcohol and Drug Abuse Institute	\$ 2,806,563	\$ 3,032,140
CHDD Administration	\$ 5,916,823	\$ 4,320,852
Hall Health Primary Care Center		\$ 283,155
Regional Primate Center	\$ 8,774,024	\$ 6,553,080
Subtotal :	\$ 17,497,410	\$ 14,189,227

School/College	Jul-Jan FY10	Jul-Jan FY11
Other UW Campuses		
Bothell	\$ 1,959,596	\$ 1,672,464
Tacoma	\$ 422,056	\$ 5,205,329
Subtotal :	\$ 2,381,652	\$ 6,877,793
Grand Total :	\$ 852,613,312	\$ 999,162,365

Note: Effective with the 2011 fiscal year, awards in the College of the Environment include awards previously included in Forest Resources, Ocean and Fishery Sciences, and the Office of Research. As a result, comparisons between 2010 and 2011 are affected.

Assuming acceptance of all awards by the Board of Regents

Summary of Grant Awards**Fiscal Year 2010-2011***Excluding private awards from Foundations, Industry, Associations and Others*

Month	RESEARCH AND OTHER		TRAINING		Total Grants
	Federal	Non-Federal	Federal	Non-Federal	
July	\$ 110,707,300	\$ 3,759,472	\$ 15,393,240	\$ 1,192,557	\$ 131,052,500
August	\$ 173,709,400	\$ 3,781,791	\$ 11,027,470	\$ 202,523	\$ 188,721,200
September	\$ 160,838,900	\$ 11,810,130	\$ 46,627,480	\$ 4,129,317	\$ 223,405,800
October	\$ 39,992,300	\$ 6,303,664	\$ 4,078,383	\$ 70,000	\$ 50,444,340
November	\$ 19,016,630	\$ 5,976,814	\$ 295,100	\$ 272,797	\$ 25,561,340
December	\$ 29,895,950	\$ 5,642,230	\$ 903,062	\$ 450,000	\$ 36,891,240
January	\$ 82,339,600	\$ 3,825,736	\$ 313,312	\$ 379,061	\$ 86,857,710
Year to Date	\$ 616,500,100	\$ 41,099,830	\$ 78,638,040	\$ 6,696,255	\$ 742,934,200

Assuming acceptance of all awards by the Board of Regents

Summary of Grant Awards**Fiscal Year 2010-2011***Private awards from Foundations, Industry, Associations and Others*

Month	RESEARCH AND OTHER	TRAINING	Total Grants
July	\$ 24,991,310	\$ 369,153	\$ 25,360,460
August	\$ 22,428,710	\$ 121,830	\$ 22,550,540
September	\$ 27,560,060	\$ 573,762	\$ 28,133,820
October	\$ 15,102,430	\$ 237,448	\$ 15,339,870
November	\$ 17,563,950	\$ 752,796	\$ 18,316,740
December	\$ 56,292,190	\$ 1,182,000	\$ 57,474,190
January	\$ 12,018,840	\$ 878,186	\$ 12,897,030
Year to Date	\$ 175,957,500	\$ 4,115,175	\$ 180,072,700

Assuming acceptance of all awards by the Board of Regents

Summary of Contract Awards**Fiscal Year 2010-2011**

Month	RESEARCH AND OTHER		TRAINING		Total Contracts
	Federal	Non-Federal	Federal	Non-Federal	
July	\$ 6,026,372	\$ 6,579,072	\$ 64,500	\$ 539,219	\$ 13,209,160
August	\$ 4,251,216	\$ 3,712,571	\$ 0	\$ 222,783	\$ 8,186,570
September	\$ 2,921,990	\$ 4,364,239	\$ 189,348	\$ 593,848	\$ 8,069,425
October	\$ 11,773,470	\$ 7,660,575	\$ 0	\$ 11,000	\$ 19,445,040
November	\$ 5,795,018	\$ 1,809,275	\$ 81,923	\$ 1,240,093	\$ 8,926,309
December	\$ 475,560	\$ 7,552,227	\$ 0	\$ 393,040	\$ 8,420,827
January	\$ 3,146,495	\$ 6,693,681	\$ 0	\$ 58,000	\$ 9,898,176
Year to Date	\$ 34,390,120	\$ 38,371,640	\$ 335,771	\$ 3,057,983	\$ 76,155,510

Assuming acceptance of all awards by the Board of Regents

**Report of Grant and Contract Awards
of \$1,000,000 or More**

January 2011

**Requiring action of
The Board of Regents
of the
University of Washington**

**Office of Research
Office of Sponsored Programs**

Detail of Public Grant Awards

Federal

US Department of Defense (DOD)

Defense Threat Reduction Agency (DTRA)

To: Michael Gabbay, Apl-senior Physicist \$ 3,984,472
Applied Physics Lab

For: Theoretical and Experimental Investigation of Opinion Dynamics in
Small Social Networks

Eff: 5/20/2010 Classified: No

Total for Defense Threat Reduction Agency (DTRA): \$ 3,984,472

Total for US Department of Defense (DOD): \$ 3,984,472

Total for Federal: \$ 3,984,472

Total Public Grants: \$ 3,984,472

Detail of Private Grant Awards

Foundations

The Simons Foundation

To: Evan Eichler, Professor \$ 1,665,398
Genome Sciences

For: Exome Sequencing of Simons Simplex Collection Trios

Eff: 12/1/2010 Classified: No

Total for The Simons Foundation: \$ 1,665,398

W.M. Keck Foundation

To: Eberhard Fetz, Professor \$ 1,000,000
Physiology & Biophysic

For: Implantable computers to augment brain function

Eff: 1/1/2011 Classified: No

Total for W.M. Keck Foundation: \$ 1,000,000

Total for Foundations: \$ 2,665,398

Total Private Grants: \$ 2,665,398

Detail of Contract Awards

Federal

US Department of Defense (DOD)

Office of Naval Research (ONR)

To: Neil Bogue, Apl-senior Engineer \$ 1,495,176

For: Persistent Littoral Underwater Surveillance Research and
Development (Options)

Eff: 4/2/2008 Classified: Yes

Total for Office of Naval Research (ONR): \$ 1,495,176

US Navy

To: Keith Van Thiel, Apl-engineer 4 \$ 1,000,000
Applied Physics Lab

For: ICEX11 PREP AND CAMP

Eff: 7/22/2010 Classified: Yes

Total for US Navy: \$ 1,000,000

Total for US Department of Defense (DOD): \$ 2,495,176

Total for Federal: \$ 2,495,176

Associations and Non-Profits

Wake Forest University

To: Santica Marcovina, Research Professor \$ 1,097,865
Department Of Medicine

For: Action to Control Cardiovascular Risk in Diabetes (ACCORD) -
Follow-On - Central Laboratory

Eff: 1/1/2011 Classified: No

Total for Wake Forest University: \$ 1,097,865

Total for Associations and Non-Profits: \$ 1,097,865

Total Contracts: \$ 3,593,041

Grand Total for all Awards \$ 10,242,911