

VII. STANDING COMMITTEES

B. Finance, Audit and Facilities Committee

Grant and Contract Awards Summary – March, 2011

RECOMMENDED ACTION:

It is the recommendation of the administration and the Finance, Audit and Facilities Committee that the Board of Regents accept the Grant and Contract Awards of \$1,000,000 or more as presented in the attached report.

Attachment

Grant and Contract Awards Summary for March 2011

Grant and Contract Awards Summary

to

The Board of Regents

of the

University of Washington

for

March 2011

Office of Research

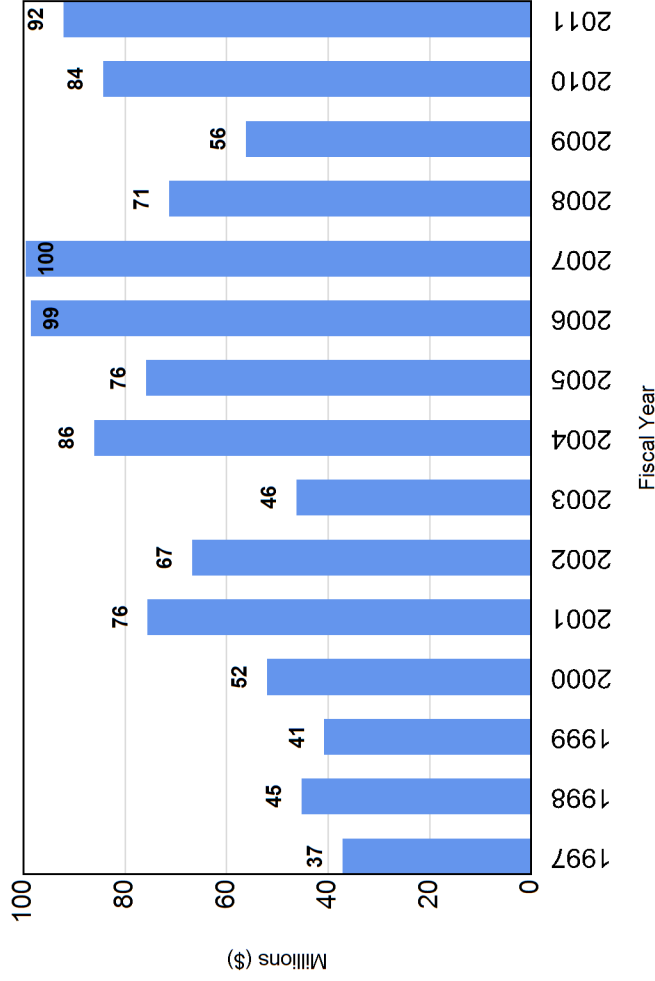
Office of Sponsored Programs

Table of Contents

Graphical Summary of Award Activity	3
Summary of Grant and Contract Awards	4
Comparison of Grants and Contract Awards by Agency	5
Comparison of Grants and Contract Awards by School/College	6
Summary of Grant Awards – Excluding Private Awards	8
Summary of Grant Awards - Private Awards	9
Summary of Contract Awards	10
Report of Grant & Contract Awards over \$1,000,000	11

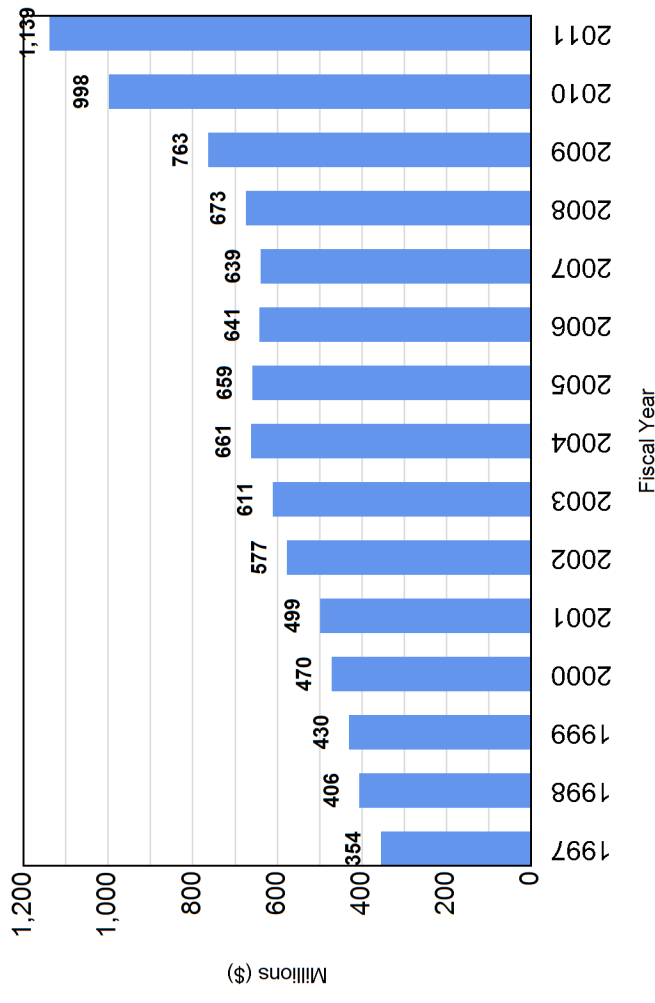
March Only

Comparison of Grant & Contract Awards



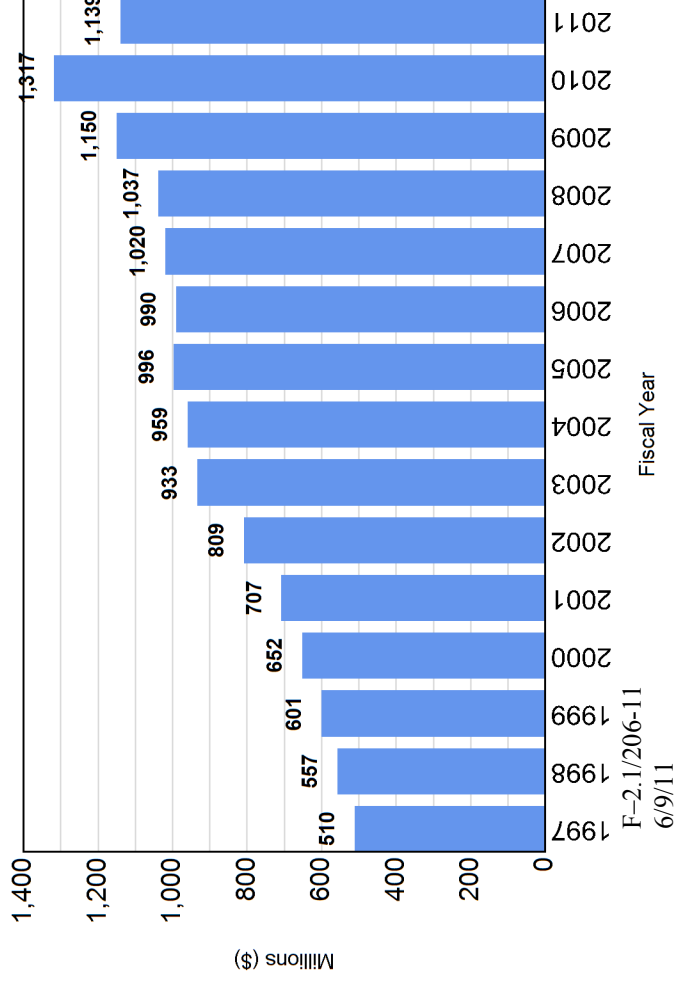
Fiscal Year to Date

Comparison of Grant & Contract Awards



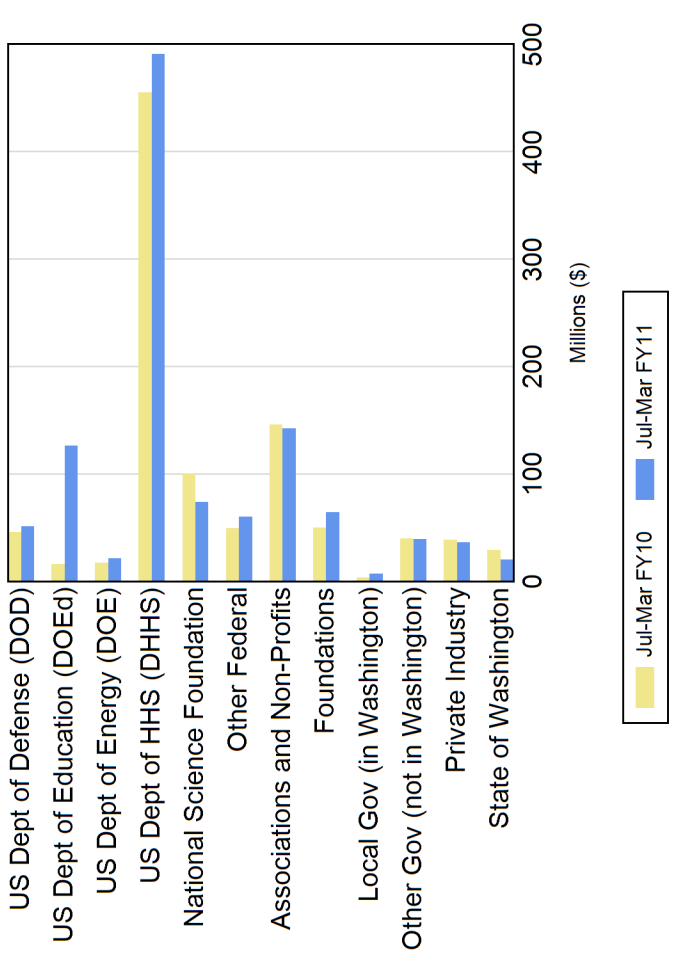
Complete Fiscal Year

Comparison of Grant & Contract Awards



Fiscal Year to Date

Two-Year Comparison of Grant and Contract Awards



Summary of Grant and Contract AwardsFiscal Year 2010-2011

Month	RESEARCH AND OTHER		TRAINING		Total Grants and Contracts
	Federal	Non-Federal	Federal	Non-Federal	
July	\$ 116,733,700	\$ 35,329,850	\$ 15,457,740	\$ 2,100,929	\$ 169,622,200
August	\$ 177,960,700	\$ 29,923,070	\$ 11,027,470	\$ 547,136	\$ 219,458,300
September	\$ 163,760,900	\$ 43,728,850	\$ 46,816,820	\$ 5,296,927	\$ 259,603,500
October	\$ 51,765,760	\$ 29,066,660	\$ 4,078,383	\$ 318,448	\$ 85,229,260
November	\$ 24,811,640	\$ 25,350,030	\$ 377,023	\$ 2,265,686	\$ 52,804,390
December	\$ 30,371,510	\$ 69,486,650	\$ 903,062	\$ 2,025,040	\$ 102,786,300
January	\$ 81,900,100	\$ 22,518,720	\$ 313,312	\$ 1,315,247	\$ 106,047,400
February	\$ 29,168,220	\$ 20,090,680	\$ 1,804,443	\$ 81,596	\$ 51,144,950
March	\$ 65,970,380	\$ 22,074,470	\$ 3,130,270	\$ 894,849	\$ 92,069,980
FY11 to Date	\$742,442,796	\$297,569,001	\$83,908,524	\$14,845,857	\$1,138,766,177
FY10 to Date	\$598,852,136	\$300,663,593	\$88,240,080	\$9,737,040	\$997,492,849
Over (Under) Previous Year	\$143,590,659	(\$2,485,435)	(\$4,331,556)	\$5,108,817	\$141,882,485

Assuming acceptance of all awards by the Board of Regents

Comparison of Grant and Contract Awards by Agency

Fiscal Years 2009-2010 and 2010-2011

Agency	Jul-Mar FY10	Jul-Mar FY11
US Department of Defense (DOD)	\$ 46,653,848	\$ 51,820,529
US Department of Education (DOEd)	\$ 16,413,667	\$ 126,588,840
US Department of Energy (DOE)	\$ 17,990,440	\$ 21,774,683
US Department of Health and Human Services (DHHS)	\$ 455,438,018	\$ 491,156,106
National Science Foundation (NSF)	\$ 100,831,831	\$ 74,357,609
Other Federal	\$ 49,764,413	\$ 60,653,553
Subtotal for Federal :	\$ 687,092,216	\$ 826,351,319
Associations and Non-Profits	\$ 146,196,759	\$ 142,877,158
Foundations	\$ 50,727,149	\$ 64,606,922
Local Government (in Washington)	\$ 4,029,567	\$ 7,475,053
Other Government (not in Washington)	\$ 40,301,490	\$ 39,699,382
Private Industry	\$ 39,250,502	\$ 36,988,790
State of Washington	\$ 29,895,166	\$ 20,767,553
Subtotal for Non-Federal :	\$ 310,400,633	\$ 312,414,858
Grand Total :	\$ 997,492,849	\$ 1,138,766,177
Amount of Increase (Decrease) :		\$ 141,273,328
Percent of Increase (Decrease) :		14.2 %

Assuming acceptance of all awards by the Board of Regents

Comparison of Grant and Contract Awards by School/College

Fiscal Years 2009-2010 and 2010-2011

School/College	Jul-Mar FY10	Jul-Mar FY11
Upper Campus		
Architecture and Urban Planning	\$ 821,430	\$ 3,243,165
Arts and Sciences	\$ 79,682,067	\$ 68,944,269
Center for Commercialization		\$ 291,264
College of the Environment	\$ 28,875,605	\$ 77,795,855
Director of Libraries	\$ 132,000	\$ 282,381
Education	\$ 4,155,139	\$ 19,231,493
Educational Outreach	\$ 123,000	\$ 175,000
Engineering	\$ 76,523,175	\$ 81,788,290
Evans School of Public Affairs	\$ 1,215,938	\$ 1,637,417
Executive Vice President		\$ 236,340
Forest Resources	\$ 1,876,412	\$ 360,234
Foster School of Business	\$ 834,880	\$ 1,150,823
Graduate School	\$ 3,802,291	\$ 2,029,500
Information School	\$ 6,579,870	\$ 1,788,111
Law	\$ 1,444,550	\$ 1,962,988
Ocean and Fishery Sciences	\$ 88,730,443	\$ 19,999,255
Office of Research	\$ 35,489,771	\$ 47,840,731
Social Work	\$ 17,165,114	\$ 18,026,207
Undergraduate Education	\$ 213,373	\$ 1,578,269
VP Minority Affairs	\$ 5,338,505	\$ 7,373,431
VP Student Affairs	\$ 280,137	
VP Student Life	\$ 20,715	\$ 104,400,671
Subtotal :	\$ 353,304,415	\$ 460,135,695
Health Sciences		
Dentistry	\$ 5,215,899	\$ 2,950,951
Medicine	\$ 532,858,039	\$ 537,751,044
Nursing	\$ 12,831,125	\$ 13,393,070
Pharmacy	\$ 12,609,748	\$ 12,812,878
Public Health	\$ 59,898,748	\$ 88,486,846
Subtotal :	\$ 623,413,559	\$ 655,394,789
Special Programs		
Alcohol and Drug Abuse Institute	\$ 3,369,053	\$ 3,684,597
CHDD Administration	\$ 5,916,823	\$ 4,536,089
Hall Health Primary Care Center		\$ 283,155
Regional Primate Center	\$ 9,073,403	\$ 7,075,612
Subtotal :	\$ 18,359,279	\$ 15,579,453

School/College	Jul-Mar FY10	Jul-Mar FY11
Other UW Campuses		
Bothell	\$ 1,962,896	\$ 2,244,980
Tacoma	\$ 452,700	\$ 5,411,261
Subtotal :	\$ 2,415,596	\$ 7,656,241
Grand Total :	\$ 997,492,849	\$ 1,138,766,177

Note: Effective with the 2011 fiscal year, awards in the College of the Environment include awards previously included in Forest Resources, Ocean and Fishery Sciences, and the Office of Research. As a result, comparisons between 2010 and 2011 are affected.

Assuming acceptance of all awards by the Board of Regents

Summary of Grant Awards**Fiscal Year 2010-2011***Excluding private awards from Foundations, Industry, Associations and Others*

Month	RESEARCH AND OTHER		TRAINING		Total Grants
	Federal	Non-Federal	Federal	Non-Federal	
July	\$ 110,707,300	\$ 3,759,472	\$ 15,393,240	\$ 1,192,557	\$ 131,052,500
August	\$ 173,709,400	\$ 3,781,791	\$ 11,027,470	\$ 202,523	\$ 188,721,200
September	\$ 160,838,900	\$ 11,810,130	\$ 46,627,480	\$ 4,129,317	\$ 223,405,800
October	\$ 39,992,300	\$ 6,303,664	\$ 4,078,383	\$ 70,000	\$ 50,444,340
November	\$ 19,016,630	\$ 5,976,814	\$ 295,100	\$ 272,797	\$ 25,561,340
December	\$ 29,895,950	\$ 5,642,230	\$ 903,062	\$ 450,000	\$ 36,891,240
January	\$ 78,753,600	\$ 3,825,736	\$ 313,312	\$ 379,061	\$ 83,271,710
February	\$ 27,714,370	\$ 2,549,086	\$ 1,804,443	\$ 0	\$ 32,067,900
March	\$ 63,770,480	\$ 2,377,293	\$ 3,130,270	\$ 0	\$ 69,278,040
Year to Date	\$ 704,398,900	\$ 46,026,210	\$ 83,572,750	\$ 6,696,255	\$ 840,694,100

Assuming acceptance of all awards by the Board of Regents

Summary of Grant Awards**Fiscal Year 2010-2011***Private awards from Foundations, Industry, Associations and Others*

Month	RESEARCH AND OTHER	TRAINING	Total Grants
July	\$ 24,991,310	\$ 369,153	\$ 25,360,460
August	\$ 22,428,710	\$ 121,830	\$ 22,550,540
September	\$ 27,554,490	\$ 573,762	\$ 28,128,250
October	\$ 15,102,430	\$ 237,448	\$ 15,339,870
November	\$ 17,563,950	\$ 752,796	\$ 18,316,740
December	\$ 56,292,190	\$ 1,182,000	\$ 57,474,190
January	\$ 11,999,310	\$ 878,186	\$ 12,877,490
February	\$ 14,473,530	\$ 31,596	\$ 14,505,130
March	\$ 10,766,080	\$ 460,021	\$ 11,226,100
Year to Date	\$ 201,172,000	\$ 4,606,792	\$ 205,778,800

Assuming acceptance of all awards by the Board of Regents

Summary of Contract AwardsFiscal Year 2010-2011

Month	RESEARCH AND OTHER		TRAINING		Total Contracts
	Federal	Non-Federal	Federal	Non-Federal	
July	\$ 6,026,372	\$ 6,579,072	\$ 64,500	\$ 539,219	\$ 13,209,160
August	\$ 4,251,216	\$ 3,712,571	\$ 0	\$ 222,783	\$ 8,186,570
September	\$ 2,921,990	\$ 4,364,239	\$ 189,348	\$ 593,848	\$ 8,069,425
October	\$ 11,773,470	\$ 7,660,575	\$ 0	\$ 11,000	\$ 19,445,040
November	\$ 5,795,018	\$ 1,809,275	\$ 81,923	\$ 1,240,093	\$ 8,926,309
December	\$ 475,560	\$ 7,552,227	\$ 0	\$ 393,040	\$ 8,420,827
January	\$ 3,146,495	\$ 6,693,681	\$ 0	\$ 58,000	\$ 9,898,176
February	\$ 1,453,857	\$ 3,068,064	\$ 0	\$ 50,000	\$ 4,571,921
March	\$ 2,199,904	\$ 8,931,102	\$ 0	\$ 434,828	\$ 11,565,830
Year to Date	\$ 38,043,880	\$ 50,370,800	\$ 335,771	\$ 3,542,811	\$ 92,293,260

Assuming acceptance of all awards by the Board of Regents

**Report of Grant and Contract Awards
of \$1,000,000 or More**

March 2011

**Requiring action of
The Board of Regents
of the
University of Washington**

**Office of Research
Office of Sponsored Programs**

Detail of Public Grant Awards

Federal

US Department of Defense (DOD)

US Army Medical Research and Materiel Command (USAMRMC)

To: Brian Ross, Professor \$ 3,504,000
 Anesthesiology&Pain Med
 For: Institute For Simulation And Interprofessional Studies (ISIS) -
 Optional Phase II
 Eff: 3/7/2011 Classified: No

Total for US Army Medical Research and Materiel Command (USAMRMC): \$ 3,504,000

US Army Research Office (ARO)

To: Pedro Morais Domingos, Associate Professor \$ 1,067,708
 Computer Science & Eng
 For: A Unified Approach to Abductive Inference
 Eff: 6/2/2008 Classified: No

Total for US Army Research Office (ARO): \$ 1,067,708

US Department of Defense (DOD)

To: Ann Downer, Senior Lecturer-full Time \$ 1,785,000
 Global Health
 For: Department of Defense HIV/AIDS Care and Treatment Program
 Eff: 1/1/2011 Classified: No

Total for US Department of Defense (DOD): \$ 1,785,000

Total for US Department of Defense (DOD): \$ 6,356,708

US Department of Health and Human Services (DHHS)

National Institutes of Health (NIH)

To: Peter Rabinovitch, Professor \$ 1,894,689
 Pathology
 For: Mitochondrial Antioxidants, Aging and Healthspan
 Eff: 3/15/2011 Classified: No

National Institute of Allergy and Infectious Diseases (NIAID)

To: Samuel Miller, Professor \$ 7,355,616
 Microbiology
 For: NWRCE for Biodefense and Emerging Infectious Diseases
 Research
 Eff: 3/1/2011 Classified: No

Total for National Institute of Allergy and Infectious Diseases (NIAID): \$ 7,355,616

National Institute of Child Health and Human Development (NICHD)

To: William Bremner, Professor \$ 1,768,538
 Department Of Medicine
 For: Male Contraception Research Center Grant
 Eff: 3/1/2011 Classified: No

Total for National Institute of Child Health and Human Development (NICHD): \$ 1,768,538

Total for National Institutes of Health (NIH): \$ 11,018,843

Total for US Department of Health and Human Services (DHHS): \$ 11,018,843

Detail of Public Grant Awards

Federal

Other Federal

National Oceanic and Atmospheric Administration (NOAA)

To: Penelope Dalton, Director \$ 1,310,000
Marine Programs Office

For: Program Plan for Renewal of Sea Grant College Support 2010-2014

Eff: 12/1/2009 Classified: No

Total for National Oceanic and Atmospheric Administration (NOAA): \$ 1,310,000

Total for Other Federal: \$ 1,310,000

Total for Federal: \$ 18,685,551

Total Public Grants: \$ 18,685,551

Detail of Private Grant Awards

Associations and Non-Profits

Fred Hutchinson Cancer Research Center (FHCRC)

To: James I. Mullins, Professor \$ 1,004,199
Microbiology

For: Virological Analysis of Breakthrough Viruses from the STEP Trial

Eff: 6/1/2010 Classified: No

Total for Fred Hutchinson Cancer Research Center (FHCRC): \$ 1,004,199

Northwest Energy Efficiency Alliance

To: Joel Loveland, Professor \$ 1,182,500
Architecture

For: Integrated Design Education

Eff: 1/1/2011 Classified: No

Total for Northwest Energy Efficiency Alliance: \$ 1,182,500

Wake Forest University

To: Jeffrey Probstfield, Professor \$ 1,305,638
Department Of Medicine

For: Action to Control Cardiovascular Risk in Diabetes (ACCORD)
Follow-up Trial

Eff: 1/1/2011 Classified: No

Total for Wake Forest University: \$ 1,305,638

Total for Associations and Non-Profits: \$ 3,492,337

Total Private Grants: \$ 3,492,337

Detail of Contract Awards

Federal

US Department of Health and Human Services (DHHS)

Centers for Disease Control and Prevention (CDC)

To: David Koelle, Adjunct Professor \$ 1,022,937
Lab Medicine

For: NHANES Quantiferon Gold tuberculosis testing 2011-2015

Eff: 1/31/2011 Classified: No

Total for Centers for Disease Control and Prevention (CDC): \$ 1,022,937

Total for US Department of Health and Human Services (DHHS): \$ 1,022,937

Total for Federal: \$ 1,022,937

Private Industry

Nabtesco Corporation

To: Minoru Taya, Professor \$ 4,000,000
Mechanical Engineering

For: Design of FSMA actuators

Eff: 4/1/2011 Classified: No

Total for Nabtesco Corporation: \$ 4,000,000

Total for Private Industry: \$ 4,000,000

Total Contracts: \$ 5,022,937

Grand Total for all Awards \$ 27,200,825