

VII. STANDING COMMITTEES

B. Finance, Audit and Facilities Committee

Grant and Contract Awards Summary – December, 2010

RECOMMENDED ACTION:

It is the recommendation of the administration and the Finance, Audit and Facilities Committee that the Board of Regents accept the Grant and Contract Awards of \$1,000,000 or more as presented in the attached report.

Attachment

Grant and Contract Awards Summary for December, 2010

Grant and Contract Awards Summary

to

The Board of Regents

of the

University of Washington

for

December 2010

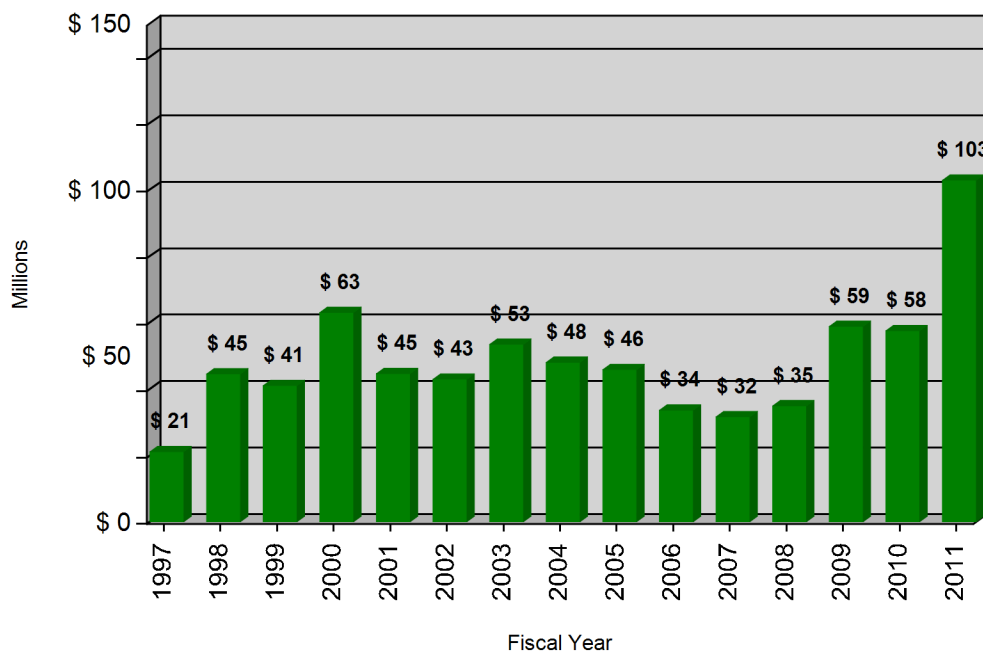
Office of Research

Office of Sponsored Programs

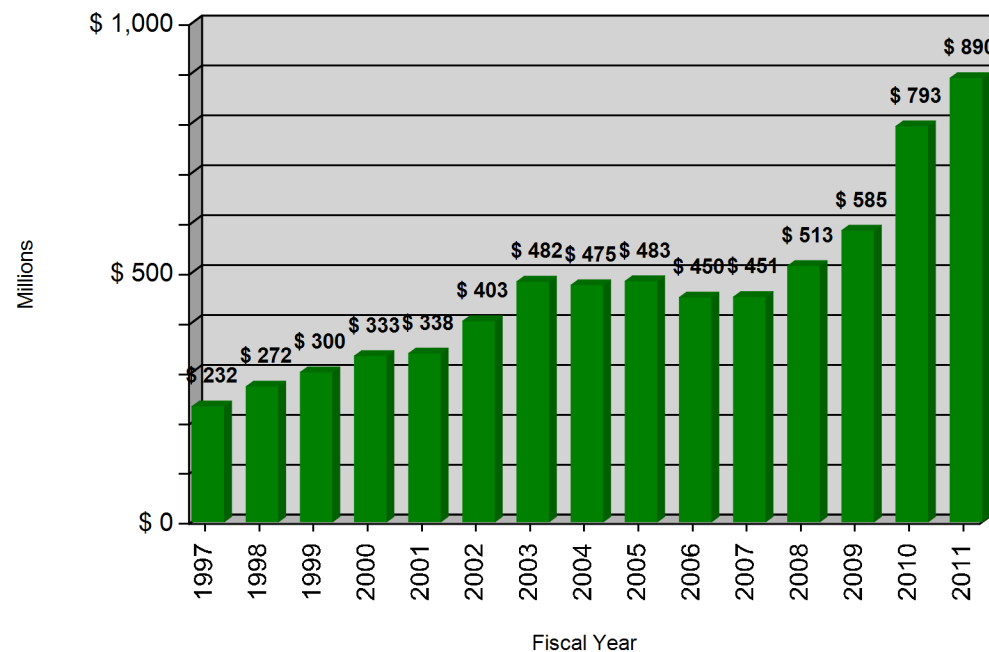
Table of Contents

Graphical Summary of Award Activity	3
Summary of Grant and Contract Awards	4
Comparison of Grants and Contract Awards by Agency	5
Comparison of Grants and Contract Awards by School/College	6
Summary of Grant Awards – Excluding Private Awards	8
Summary of Grant Awards - Private Awards	9
Summary of Contract Awards	10
Report of Grant & Contract Awards over \$1,000,000	11

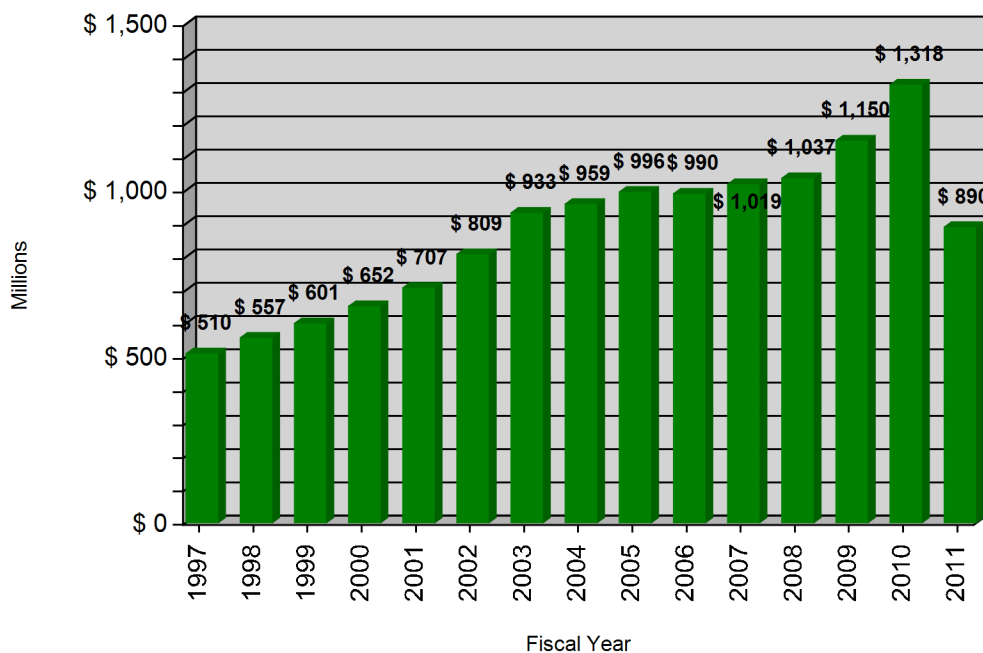
December Only
Comparison of Grant & Contract Awards



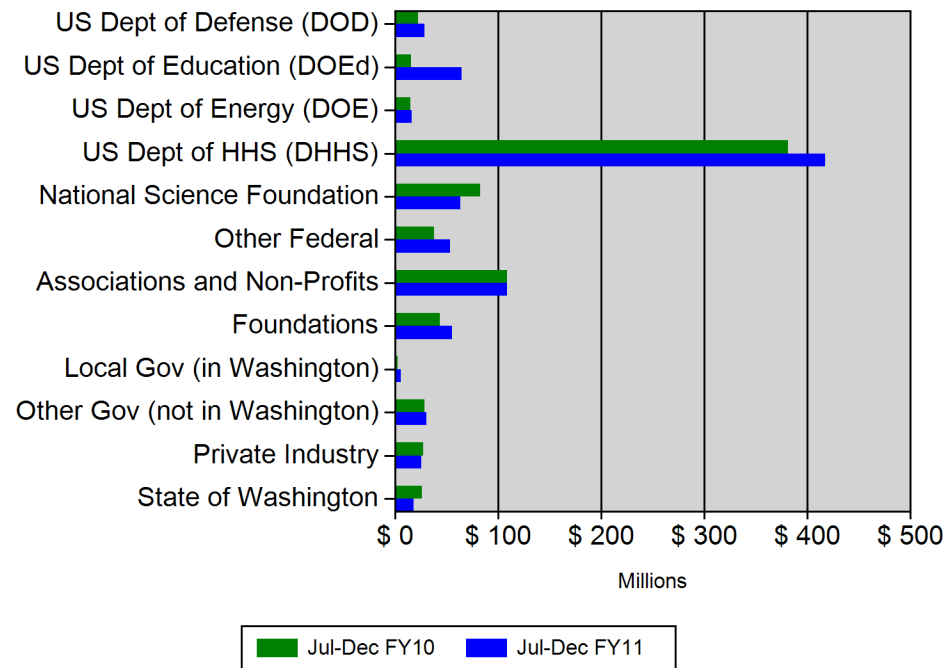
Fiscal Year to Date
Comparison of Grant & Contract Awards



Complete Fiscal Year
Comparison of Grant & Contract Awards



Fiscal Year to Date
Two-Year Comparison of Grant and Contract Awards



Summary of Grant and Contract Awards

Fiscal Year 2010-2011

Month	RESEARCH AND OTHER		TRAINING		Total Grants and Contracts
	Federal	Non-Federal	Federal	Non-Federal	
July	\$ 116,733,700	\$ 35,329,850	\$ 15,457,740	\$ 2,100,929	\$ 169,622,200
August	\$ 177,960,700	\$ 29,958,070	\$ 11,027,470	\$ 547,136	\$ 219,493,300
September	\$ 163,760,900	\$ 43,734,420	\$ 46,816,820	\$ 5,296,927	\$ 259,609,000
October	\$ 51,765,760	\$ 29,066,660	\$ 4,078,383	\$ 318,448	\$ 85,229,260
November	\$ 24,811,640	\$ 25,350,030	\$ 377,023	\$ 2,265,686	\$ 52,804,390
December	\$ 30,383,070	\$ 69,486,650	\$ 903,062	\$ 2,025,040	\$ 102,797,800
FY11 to Date	\$565,415,651	\$232,925,690	\$78,660,499	\$12,554,165	\$889,556,006
FY10 to Date	\$472,173,308	\$230,036,338	\$83,194,718	\$7,959,668	\$793,364,033
Over (Under) Previous Year	\$93,242,343	\$3,564,680	(\$4,534,219)	\$4,594,497	\$96,867,301

Assuming acceptance of all awards by the Board of Regents

Comparison of Grant and Contract Awards by Agency Fiscal Years 2009-2010 and 2010-2011		
Agency	Jul-Dec FY10	Jul-Dec FY11
US Department of Defense (DOD)	\$ 22,356,460	\$ 28,806,285
US Department of Education (DOEd)	\$ 15,548,257	\$ 64,508,695
US Department of Energy (DOE)	\$ 15,392,971	\$ 16,663,087
US Department of Health and Human Services (DHHS)	\$ 381,011,819	\$ 417,144,145
National Science Foundation (NSF)	\$ 82,641,965	\$ 63,628,628
Other Federal	\$ 38,416,554	\$ 53,325,311
Subtotal for Federal :	\$ 555,368,026	\$ 644,076,150
Associations and Non-Profits	\$ 109,101,575	\$ 108,877,519
Foundations	\$ 43,559,756	\$ 55,751,396
Local Government (in Washington)	\$ 2,432,788	\$ 5,839,561
Other Government (not in Washington)	\$ 28,959,347	\$ 30,730,141
Private Industry	\$ 27,530,683	\$ 25,837,060
State of Washington	\$ 26,411,859	\$ 18,444,179
Subtotal for Non-Federal :	\$ 237,996,007	\$ 245,479,855
Grand Total :	\$ 793,364,033	\$ 889,556,006
Amount of Increase (Decrease) :		\$ 96,186,956
Percent of Increase (Decrease) :		12.1 %

Assuming acceptance of all awards by the Board of Regents

Comparison of Grant and Contract Awards by School/College

Fiscal Years 2009-2010 and 2010-2011

School/College	Jul-Dec FY10	Jul-Dec FY11
Upper Campus		
Architecture and Urban Planning	\$ 471,430	\$ 1,737,338
Arts and Sciences	\$ 59,768,673	\$ 53,567,662
College of the Environment	\$ 24,077,749	\$ 66,781,178
Director of Libraries	\$ 132,000	\$ 282,381
Education	\$ 3,860,265	\$ 16,904,642
Educational Outreach		\$ 175,000
Engineering	\$ 59,349,753	\$ 63,304,930
Evans School of Public Affairs	\$ 984,805	\$ 1,490,069
Executive Vice President		\$ 236,340
Forest Resources	\$ 1,793,271	\$ 341,802
Foster School of Business	\$ 834,880	\$ 1,103,215
Graduate School	\$ 3,802,291	\$ 929,500
Information School	\$ 2,690,585	\$ 1,414,374
Law	\$ 439,707	\$ 1,943,206
Ocean and Fishery Sciences	\$ 67,096,588	\$ 15,286,692
Office of Research	\$ 19,653,896	\$ 37,216,537
Social Work	\$ 11,309,191	\$ 14,696,941
Undergraduate Education	\$ 213,373	\$ 1,573,269
VP Minority Affairs	\$ 4,802,313	\$ 6,597,431
VP Student Affairs	\$ 280,137	
VP Student Life	\$ 20,715	\$ 43,649,796
Subtotal :	\$ 261,581,622	\$ 329,232,302
Health Sciences		
Dentistry	\$ 4,599,508	\$ 2,050,145
Medicine	\$ 432,236,732	\$ 435,710,723
Nursing	\$ 11,806,221	\$ 11,525,545
Pharmacy	\$ 9,490,513	\$ 10,754,851
Public Health	\$ 55,006,335	\$ 79,430,008
Subtotal :	\$ 513,139,309	\$ 539,471,272
Special Programs		
Alcohol and Drug Abuse Institute	\$ 2,798,542	\$ 2,973,845
CHDD Administration	\$ 5,551,413	\$ 4,320,852
Hall Health Primary Care Center		\$ 283,155
Regional Primate Center	\$ 7,976,745	\$ 6,553,080
Subtotal :	\$ 16,326,700	\$ 14,130,932
Other UW Campuses		
Bothell	\$ 1,959,596	\$ 1,522,464
Tacoma	\$ 356,806	\$ 5,199,036

School/College		Jul-Dec FY10	Jul-Dec FY11
Other UW Campuses	Subtotal :	\$ 2,316,402	\$ 6,721,500
	Grand Total :	\$ 793,364,033	\$ 889,556,006

Assuming acceptance of all awards by the Board of Regents

Summary of Grant Awards**Fiscal Year 2010-2011***Excluding private awards from Foundations, Industry, Associations and Others*

Month	RESEARCH AND OTHER		TRAINING		Total Grants
	Federal	Non-Federal	Federal	Non-Federal	
July	\$ 110,707,300	\$ 3,759,472	\$ 15,393,240	\$ 1,192,557	\$ 131,052,500
August	\$ 173,709,400	\$ 3,816,791	\$ 11,027,470	\$ 202,523	\$ 188,756,200
September	\$ 160,838,900	\$ 11,810,130	\$ 46,627,480	\$ 4,129,317	\$ 223,405,800
October	\$ 39,992,300	\$ 6,303,664	\$ 4,078,383	\$ 70,000	\$ 50,444,340
November	\$ 19,016,630	\$ 5,976,814	\$ 295,100	\$ 272,797	\$ 25,561,340
December	\$ 29,907,510	\$ 5,642,230	\$ 903,062	\$ 450,000	\$ 36,902,800
Year to Date	\$ 534,172,000	\$ 37,309,100	\$ 78,324,730	\$ 6,317,194	\$ 656,123,100

Assuming acceptance of all awards by the Board of Regents

Summary of Grant Awards**Fiscal Year 2010-2011***Private awards from Foundations, Industry, Associations and Others*

Month	RESEARCH AND OTHER	TRAINING	Total Grants
July	\$ 25,178,410	\$ 369,153	\$ 25,547,570
August	\$ 22,652,840	\$ 121,830	\$ 22,774,670
September	\$ 27,643,110	\$ 573,762	\$ 28,216,870
October	\$ 15,102,430	\$ 237,448	\$ 15,339,870
November	\$ 17,705,000	\$ 752,796	\$ 18,457,790
December	\$ 56,332,190	\$ 1,182,000	\$ 57,514,190
Year to Date	\$ 164,614,000	\$ 3,236,989	\$ 167,851,000

Assuming acceptance of all awards by the Board of Regents

Summary of Contract Awards					
Fiscal Year 2010-2011					
Month	RESEARCH AND OTHER		TRAINING		Total Contracts
	Federal	Non-Federal	Federal	Non-Federal	
July	\$ 6,026,372	\$ 6,579,072	\$ 64,500	\$ 539,219	\$ 13,209,160
August	\$ 4,251,216	\$ 3,712,571	\$ 0	\$ 222,783	\$ 8,186,570
September	\$ 2,921,990	\$ 4,364,239	\$ 189,348	\$ 593,848	\$ 8,069,425
October	\$ 11,773,470	\$ 7,660,575	\$ 0	\$ 11,000	\$ 19,445,040
November	\$ 5,795,018	\$ 1,809,275	\$ 81,923	\$ 1,240,093	\$ 8,926,309
December	\$ 475,560	\$ 7,552,227	\$ 0	\$ 393,040	\$ 8,420,827
Year to Date	\$ 31,243,620	\$ 31,677,960	\$ 335,771	\$ 2,999,983	\$ 66,257,330

Assuming acceptance of all awards by the Board of Regents

Report of Grant and Contract Awards of \$1,000,000 or More

December 2010

**Requiring action of
The Board of Regents
of the
University of Washington**

**Office of Research
Office of Sponsored Programs**

Detail of Public Grant Awards

Federal

US Department of Defense (DOD)

DARPA Information Processing Technology Office

To: Zoran Popovic, Associate Professor \$ 1,950,000
Computer Science & Eng

For: Engage: A Game Based Learning and Problem Solving Framework

Eff: 12/28/2010 Classified: No

Total for DARPA Information Processing Technology Office: \$ 1,950,000

Office of Naval Research (ONR)

To: Andrew Jessup, Apl-principal Oceanographer \$ 1,007,019
Applied Physics Lab

For: Remote Sensing and Data-Assimilative Modeling in the Littorals

Eff: 8/1/2010 Classified: No

Total for Office of Naval Research (ONR): \$ 1,007,019

US Department of Defense (DOD)

To: Bruce Tempel, Professor \$ 1,517,382
Otolaryng-Hd&Neck Surg

For: Gene Regulation and Noise/BOP Protection

Eff: 12/10/2010 Classified: No

Total for US Department of Defense (DOD): \$ 1,517,382

Total for US Department of Defense (DOD): \$ 4,474,401

US Department of Health and Human Services (DHHS)

National Institutes of Health (NIH)

To: Gerald Van Belle, Professor Emeritus \$ 5,623,662
Biostatistics

For: Resuscitation Outcomes Consortium (ROC) Data Coordinating
Center

Eff: 1/1/2011 Classified: No

Total for National Institutes of Health (NIH): \$ 5,623,662

Total for US Department of Health and Human Services (DHHS): \$ 5,623,662

Other Federal

Environmental Protection Agency (EPA)

To: Sverre Vedal, Professor \$ 1,702,145
Enviro & Occup Health

For: UW Center for Clean Air Research

Eff: 12/1/2010 Classified: No

Total for Environmental Protection Agency (EPA): \$ 1,702,145

Total for Other Federal: \$ 1,702,145

Total for Federal: \$ 11,800,208

Total Public Grants: \$ 11,800,208

Detail of Private Grant Awards

Foundations

Amgen Foundation		
To:	Janice Decosmo, Associate Dean Dean Undergrad Ed	\$ 1,000,000
For:	UW Amgen Scholars Program - Phase II	
Eff:	10/1/2010	Classified: No
Total for Amgen Foundation:		\$ 1,000,000
Bill and Melinda Gates Foundation		
To:	Christopher J Murray, Professor Global Health	\$ 3,000,000
For:	Disease Control Priorities Network	
Eff:	4/1/2009	Classified: No
To:	Christopher J Murray, Professor Global Health	\$ 11,297,026
For:	Health Metrics Institute Proposal	
Eff:	5/1/2007	Classified: No
Total for Bill and Melinda Gates Foundation:		\$ 14,297,026
Total for Foundations:		\$ 15,297,026
Total Private Grants:		\$ 15,297,026

Detail of Contract Awards

Associations and Non-Profits

Consortium for Ocean Leadership, Inc.		
To:	John R. Delaney, Professor School Of Oceanography	\$ 28,071,282
For:	Ocean Observatories Initiative: Regional Scale Nodes	
Eff:	9/1/2009	Classified: No
Total for Consortium for Ocean Leadership, Inc.:		\$ 28,071,282
Total for Associations and Non-Profits:		\$ 28,071,282

Private Industry

AiCuris GmbH & Co. KG		
To:	Lawrence Corey, Professor Department Of Medicine	\$ 1,369,603
For:	A double-blind, randomized, multicenter, placebo controlled dose-finding trial to investigate different doses of a new antiviral drug of AiCuris in patients with genital HSV Type 2 infection	
Eff:	4/1/2010	Classified: No
Total for AiCuris GmbH & Co. KG:		\$ 1,369,603
GlaxoSmithKline, Inc.		
To:	Christopher B Wilson, Professor Immunology	\$ 1,623,778
For:	Generation and Analysis of Humanized TLR7/TLR8 Mice	
Eff:	9/30/2009	Classified: No
Total for GlaxoSmithKline, Inc.:		\$ 1,623,778
Total for Private Industry:		\$ 2,993,381
Total Contracts:		\$ 31,064,663

Grand Total for all Awards

\$ 58,161,897