

VII. STANDING COMMITTEES

B. Finance, Audit and Facilities Committee

Grant and Contract Awards Summary – June and July, 2010

RECOMMENDED ACTION:

It is the recommendation of the administration and the Finance, Audit and Facilities Committee that the Board of Regents accept the Grant and Contract Awards as presented in the attached reports.

Attachments

Grant and Contract Awards Summary for June 2010

~~Grant and Contract Awards Summary for July 2010~~

Grant and Contract Awards Summary

to

The Board of Regents

of the

University of Washington

for

June 2010

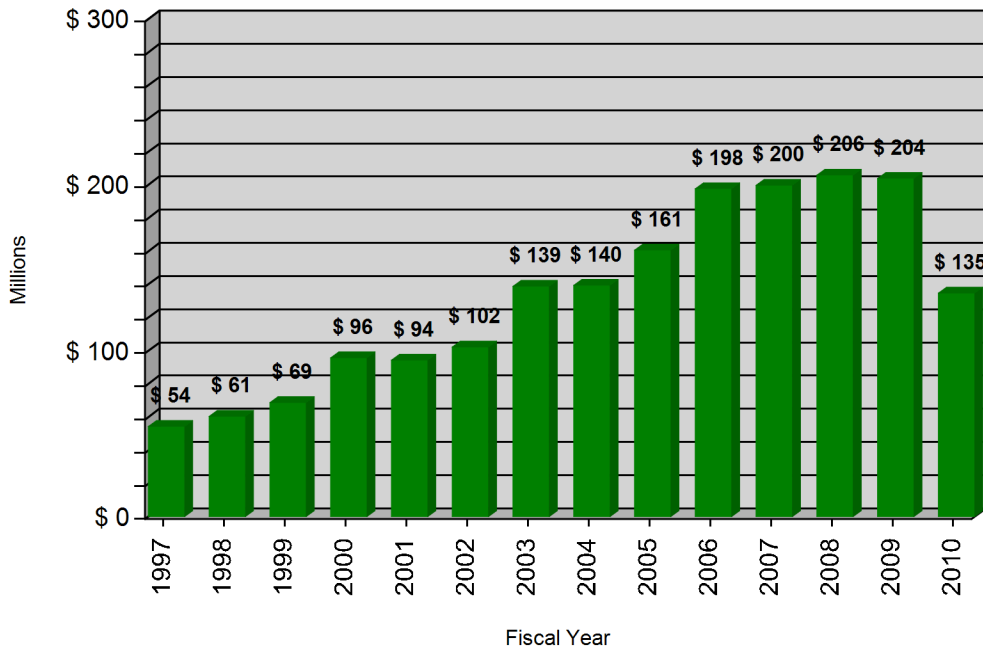
Office of Research

Office of Sponsored Programs

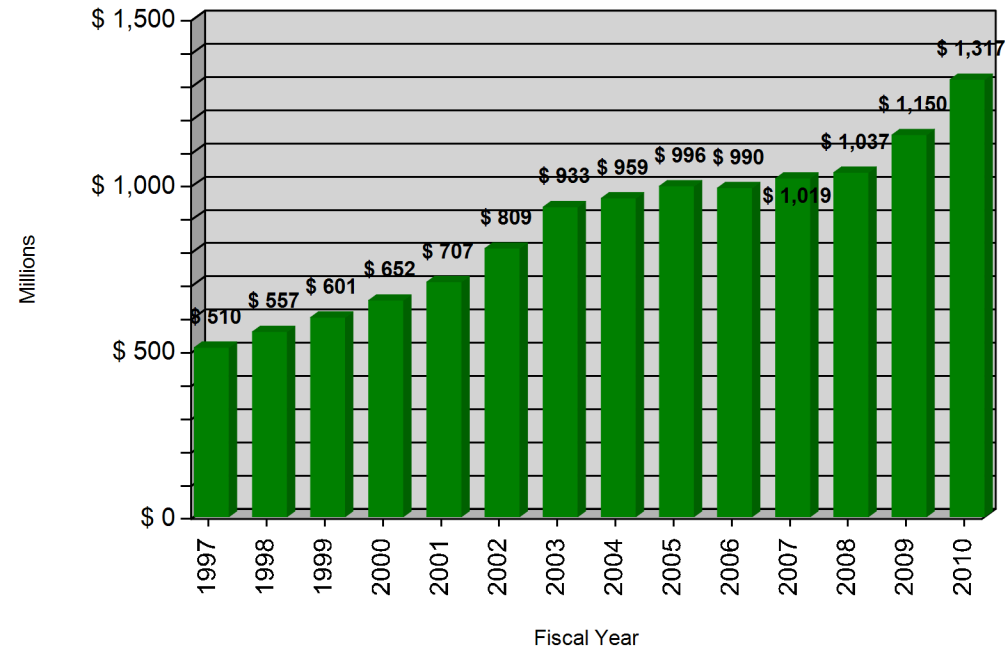
Table of Contents

Graphical Summary of Award Activity	3
Summary of Grant and Contract Awards	4
Comparison of Grants and Contract Awards by Agency	5
Comparison of Grants and Contract Awards by School/College	6
Summary of Grant Awards – Excluding Private Awards	8
Summary of Grant Awards - Private Awards	9
Summary of Contract Awards	10
Report of Grant & Contract Awards over \$1,000,000	11

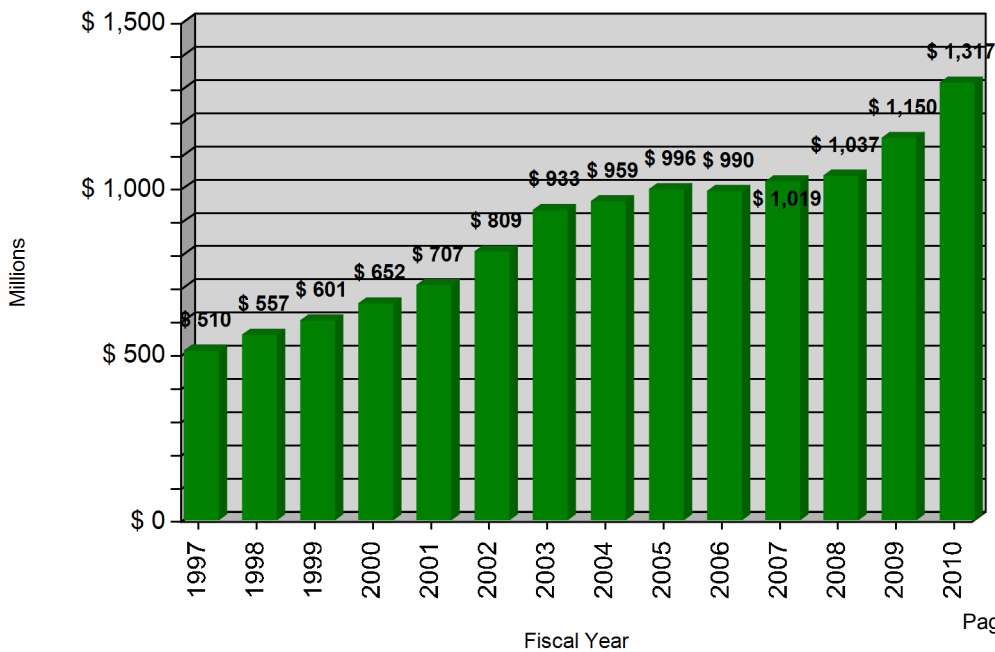
June Only
Comparison of Grant & Contract Awards



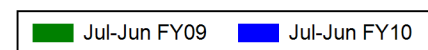
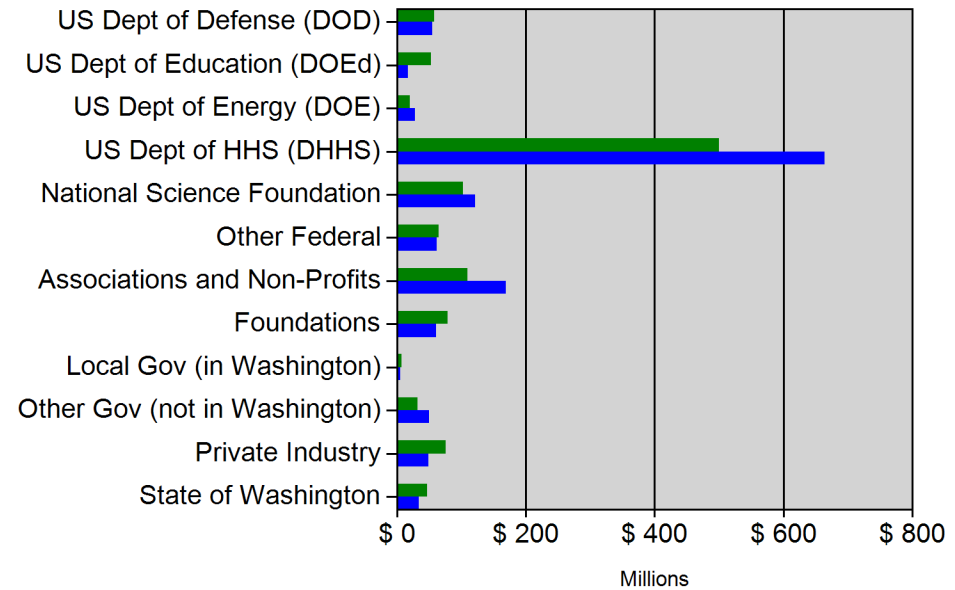
Fiscal Year to Date
Comparison of Grant & Contract Awards



Complete Fiscal Year
Comparison of Grant & Contract Awards



Fiscal Year to Date
Two-Year Comparison of Grant and Contract Awards



Summary of Grant and Contract Awards**Fiscal Year 2009-2010**

Month	RESEARCH AND OTHER		TRAINING		Total Grants and Contracts
	Federal	Non-Federal	Federal	Non-Federal	
July	\$ 92,331,480	\$ 29,358,050	\$ 15,030,890	\$ 1,904,177	\$ 138,624,600
August	\$ 125,313,800	\$ 30,523,640	\$ 5,900,316	\$ 1,531,602	\$ 163,269,300
September	\$ 126,577,700	\$ 36,002,340	\$ 32,079,670	\$ 395,123	\$ 195,054,800
October	\$ 77,578,540	\$ 45,219,790	\$ 28,673,290	\$ 1,363,737	\$ 152,835,400
November	\$ 22,820,040	\$ 62,174,290	\$ 366,285	\$ 725,599	\$ 86,086,220
December	\$ 27,575,340	\$ 26,758,240	\$ 1,144,268	\$ 2,039,430	\$ 57,517,270
January	\$ 32,923,960	\$ 23,788,300	\$ 1,549,702	\$ 987,327	\$ 59,249,280
February	\$ 37,882,190	\$ 22,064,440	\$ 324,364	\$ 374,178	\$ 60,645,180
March	\$ 55,878,400	\$ 24,850,350	\$ 3,171,296	\$ 415,867	\$ 84,315,910
April	\$ 44,445,060	\$ 17,912,090	\$ 3,780,778	\$ 101,411	\$ 66,239,340
May	\$ 77,909,790	\$ 17,019,320	\$ 22,605,470	\$ 861,938	\$ 118,396,500
June	\$ 100,516,000	\$ 21,479,970	\$ 11,100,390	\$ 1,670,102	\$ 134,766,400
FY10 to Date	\$821,752,253	\$357,150,796	\$125,726,721	\$12,370,491	\$1,317,000,262
FY09 to Date	\$730,549,843	\$327,514,914	\$68,476,373	\$23,575,603	\$1,150,116,734
Over (Under) Previous Year	\$91,202,410	\$29,635,882	\$57,250,348	(\$11,205,112)	\$166,883,528

Assuming acceptance of all awards by the Board of Regents

Comparison of Grant and Contract Awards by Agency

Fiscal Years 2008-2009 and 2009-2010

Agency	FY09	FY10
US Department of Defense (DOD)	\$ 58,198,589	\$ 54,969,774
US Department of Education (DOEd)	\$ 53,505,461	\$ 16,836,984
US Department of Energy (DOE)	\$ 19,855,431	\$ 28,128,361
US Department of Health and Human Services (DHHS)	\$ 500,163,308	\$ 664,120,551
National Science Foundation (NSF)	\$ 102,533,649	\$ 121,490,319
Other Federal	\$ 64,769,778	\$ 61,932,986
Subtotal for Federal :	\$ 799,026,216	\$ 947,478,974
Associations and Non-Profits	\$ 109,148,161	\$ 168,883,130
Foundations	\$ 78,988,913	\$ 60,921,386
Local Government (in Washington)	\$ 7,305,260	\$ 5,684,931
Other Government (not in Washington)	\$ 31,876,126	\$ 50,447,287
Private Industry	\$ 76,300,717	\$ 49,162,305
State of Washington	\$ 47,471,341	\$ 34,422,248
Subtotal for Non-Federal :	\$ 351,090,517	\$ 369,521,287
Grand Total :	\$ 1,150,116,734	\$ 1,317,000,262
Amount of Increase (Decrease) :		\$ 166,883,528
Percent of Increase (Decrease) :		14.5 %

Assuming acceptance of all awards by the Board of Regents

Comparison of Grant and Contract Awards by School/CollegeFiscal Years 2008-2009 and 2009-2010

School/College	FY09	FY10
Upper Campus		
Architecture and Urban Planning	\$ 1,981,265	\$ 1,987,221
Arts and Sciences	\$ 107,392,123	\$ 108,396,311
College of the Environment	\$ 887,303	\$ 37,849,455
Director of Libraries	\$ 8,846,832	\$ 1,663,292
Education	\$ 11,634,152	\$ 4,782,537
Educational Outreach	\$ 96,400	\$ 123,000
Engineering	\$ 83,156,485	\$ 96,379,141
Evans School of Public Affairs	\$ 3,771,717	\$ 1,256,282
Executive Vice President	\$ 1,782,305	
Forest Resources	\$ 8,923,635	\$ 2,951,558
Foster School of Business	\$ 924,182	\$ 1,072,257
Graduate School	\$ 7,975,832	\$ 7,778,468
Information School	\$ 5,641,313	\$ 6,956,957
Law	\$ 3,060,946	\$ 1,461,814
Ocean and Fishery Sciences	\$ 86,165,470	\$ 91,419,494
Office of Research	\$ 18,073,725	\$ 49,290,986
Provost	\$ 112,947	\$ 35,000
Social Work	\$ 22,293,327	\$ 22,315,895
Undergraduate Education	\$ 272,265	\$ 213,373
VP Educational Partnerships	\$ 30,000	
VP Minority Affairs	\$ 7,061,919	\$ 6,002,595
VP Student Affairs		\$ 280,137
VP Student Life	\$ 30,052,902	\$ 20,715
Subtotal :	\$ 410,137,044	\$ 442,236,488
Health Sciences		
Dentistry	\$ 11,471,603	\$ 12,874,689
Medicine	\$ 580,235,531	\$ 697,323,549
Nursing	\$ 13,967,311	\$ 17,304,723
Pharmacy	\$ 9,524,597	\$ 15,680,624
Public Health	\$ 75,482,052	\$ 93,323,050
Subtotal :	\$ 690,681,094	\$ 836,506,634
Special Programs		
Alcohol and Drug Abuse Institute	\$ 3,102,860	\$ 3,611,505
CHDD Administration	\$ 6,438,439	\$ 7,413,735
Regional Primate Center	\$ 34,016,318	\$ 24,422,598
Subtotal :	\$ 43,557,617	\$ 35,447,838

School/College		FY09	FY10
Other UW Campuses			
	Bothell	\$ 5,179,721	\$ 2,279,457
	Tacoma	\$ 561,258	\$ 529,844
	Subtotal :	\$ 5,740,979	\$ 2,809,301
	Grand Total :	\$ 1,150,116,734	\$ 1,317,000,262

Assuming acceptance of all awards by the Board of Regents

Summary of Grant Awards**Fiscal Year 2009-2010***Excluding private awards from Foundations, Industry, Associations and Others*

Month	RESEARCH AND OTHER		TRAINING		Total Grants
	Federal	Non-Federal	Federal	Non-Federal	
July	\$ 91,428,820	\$ 4,713,717	\$ 15,030,890	\$ 955,270	\$ 112,128,700
August	\$ 119,211,600	\$ 10,426,390	\$ 5,900,316	\$ 998,571	\$ 136,536,800
September	\$ 118,584,700	\$ 3,668,856	\$ 31,878,100	\$ 155,656	\$ 154,287,300
October	\$ 72,006,290	\$ 9,217,262	\$ 28,673,290	\$ 172,632	\$ 110,069,500
November	\$ 16,219,290	\$ 4,912,430	\$ 366,285	\$ 89,960	\$ 21,587,960
December	\$ 24,650,480	\$ 5,145,988	\$ 1,144,268	\$ 304,160	\$ 31,244,890
January	\$ 30,542,890	\$ 2,732,340	\$ 1,549,702	\$ 0	\$ 34,824,930
February	\$ 36,026,260	\$ 4,135,784	\$ 324,364	\$ 12,364	\$ 40,498,780
March	\$ 54,897,040	\$ 4,334,430	\$ 3,171,296	\$ 0	\$ 62,402,770
April	\$ 41,531,530	\$ 2,035,670	\$ 2,189,426	\$ 0	\$ 45,756,630
May	\$ 72,891,100	\$ 5,531,032	\$ 22,605,470	\$ 20,508	\$ 101,048,100
June	\$ 98,253,510	\$ 3,314,543	\$ 11,084,190	\$ 830,921	\$ 113,483,200
Year to Date	\$ 776,243,500	\$ 60,168,440	\$ 123,917,600	\$ 3,540,042	\$ 963,869,500

Assuming acceptance of all awards by the Board of Regents

Summary of Grant Awards**Fiscal Year 2009-2010***Private awards from Foundations, Industry, Associations and Others*

Month	RESEARCH AND OTHER	TRAINING	Total Grants
July	\$ 13,073,670	\$ 64,396	\$ 13,138,070
August	\$ 13,285,460	\$ 304,231	\$ 13,589,690
September	\$ 26,139,530	\$ 239,467	\$ 26,378,990
October	\$ 29,279,210	\$ 567,213	\$ 29,846,420
November	\$ 47,961,170	\$ 201,993	\$ 48,163,160
December	\$ 14,767,710	\$ 1,045,878	\$ 15,813,590
January	\$ 13,969,570	\$ 345,609	\$ 14,315,180
February	\$ 14,407,030	\$ 226,120	\$ 14,633,150
March	\$ 13,368,540	\$ 153,500	\$ 13,522,040
April	\$ 10,928,880	\$ 101,411	\$ 11,030,290
May	\$ 6,591,972	\$ 387,529	\$ 6,979,501
June	\$ 12,026,390	\$ 513,512	\$ 12,539,900
Year to Date	\$ 215,799,100	\$ 4,150,859	\$ 219,950,000

Assuming acceptance of all awards by the Board of Regents

Summary of Contract AwardsFiscal Year 2009-2010

Month	RESEARCH AND OTHER		TRAINING		Total Contracts
	Federal	Non-Federal	Federal	Non-Federal	
July	\$ 902,667	\$ 11,570,660	\$ 0	\$ 884,511	\$ 13,357,840
August	\$ 6,102,208	\$ 6,811,787	\$ 0	\$ 228,800	\$ 13,142,800
September	\$ 7,993,044	\$ 6,193,956	\$ 201,565	\$ 0	\$ 14,388,560
October	\$ 5,572,260	\$ 6,723,323	\$ 0	\$ 623,892	\$ 12,919,470
November	\$ 6,600,753	\$ 9,300,686	\$ 0	\$ 433,646	\$ 16,335,080
December	\$ 2,924,862	\$ 6,844,534	\$ 0	\$ 689,392	\$ 10,458,790
January	\$ 2,381,065	\$ 7,086,389	\$ 0	\$ 641,718	\$ 10,109,170
February	\$ 1,855,925	\$ 3,521,629	\$ 0	\$ 135,694	\$ 5,513,249
March	\$ 981,362	\$ 7,147,384	\$ 0	\$ 262,367	\$ 8,391,113
April	\$ 2,913,529	\$ 4,947,536	\$ 1,591,352	\$ 0	\$ 9,452,417
May	\$ 5,018,696	\$ 4,896,311	\$ 0	\$ 453,901	\$ 10,368,910
June	\$ 2,262,454	\$ 6,139,037	\$ 16,200	\$ 325,669	\$ 8,743,360
Year to Date	\$ 45,508,820	\$ 81,183,230	\$ 1,809,117	\$ 4,679,590	\$ 133,180,800

Assuming acceptance of all awards by the Board of Regents

**Report of Grant and Contract Awards
of \$1,000,000 or More**

June 2010

**Requiring action of
The Board of Regents
of the
University of Washington**

**Office of Research
Office of Sponsored Programs**

Detail of Public Grant Awards

Federal

US Department of Health and Human Services (DHHS)

Health Resources and Services Administration (HRSA)

To: King Holmes, Professor \$ 17,472,881
 Global Health
 For: International AIDS Education and Training Center
 Eff: 4/1/2010 Classified: No

Total for Health Resources and Services Administration (HRSA): \$ 17,472,881

National Institutes of Health (NIH)

To: Peter M Milgrom, Professor \$ 1,135,896
 Dental Pub Health Scis
 For: Northwest/Alaska/Hawaii Center to Reduce Oral Health Disparities
 Eff: 6/1/2010 Classified: No

To: Michael Gale, Associate Professor \$ 2,110,046
 Immunology
 For: Immune Control of Flavivirus Infection
 Eff: 5/1/2010 Classified: No

To: Bruce M. Psaty, Professor \$ 1,247,777
 Department Of Medicine
 For: CHS Events Follow-Up Study
 Eff: 6/1/2010 Classified: No

To: Charles E. Murry, Professor \$ 2,539,392
 Pathology
 For: STEM CELLS AND CARDIOVASCULAR REPAIR
 Eff: 6/1/2010 Classified: No

To: Gerald Van Belle, Professor Emeritus \$ 4,922,319
 Biostatistics
 For: Resuscitation Outcomes Consortium (ROC) Data Coordinating
 Center
 Eff: 3/1/2010 Classified: No

To: Gerald Van Belle, Professor Emeritus \$ 1,450,000
 Biostatistics
 For: Resuscitation Outcomes Consortium (ROC) Data Coordinating
 Center
 Eff: 5/17/2010 Classified: No

To: G Stamatoyannopoulos, Professor \$ 2,432,540
 Department Of Medicine
 For: Stem Cell Gene Therapy for Hemoglobinopathies
 Eff: 3/1/2010 Classified: No

To: Robb Glenny, Professor \$ 1,045,774
 Department Of Medicine
 For: Longitudinal Studies of HIV Associated Lung Infections and
 Complications
 Eff: 9/1/2009 Classified: No

Detail of Public Grant Awards

Federal

US Department of Health and Human Services (DHHS)

National Institutes of Health (NIH)

National Center for Research Resources (NCRR)

To: Gary Drobny, Professor \$ 2,660,500
 Chemistry
 For: Acquisition of a 800 MHz NMR Spectrometer
 Eff: 5/13/2010 Classified: No
Total for National Center for Research Resources (NCRR): \$ 2,660,500

National Human Genome Research Institute (NHGRI)

To: Robert H Waterston, Professor \$ 1,497,093
 Genome Sciences
 For: Global Identification of transcribed elements in the C. elegans
 Eff: 4/1/2010 Classified: No
Total for National Human Genome Research Institute (NHGRI): \$ 1,497,093

National Institute of Child Health and Human Development (NICHD)

To: G Stanley Mc Knight, Professor \$ 1,890,151
 Pharmacology
 For: U54 Clinical and Basic Studies in Male Reproduction
 Eff: 4/1/2010 Classified: No
 To: William J Bremner, Professor \$ 1,846,715
 Department Of Medicine
 For: Male Contraception Research Center Grant
 Eff: 3/1/2010 Classified: No
Total for National Institute of Child Health and Human Development (NICHD): \$ 3,736,866

National Institute of Dental and Craniofacial Research (NIDCR)

To: Timothy De Rouen, Professor \$ 1,018,471
 Dental Pub Health Scis
 For: Comprehensive Training in Oral Health Research
 Eff: 7/1/2010 Classified: No
Total for National Institute of Dental and Craniofacial Research (NIDCR): \$ 1,018,471

Total for National Institutes of Health (NIH): \$ 25,796,674

Total for US Department of Health and Human Services (DHHS): \$ 43,269,555

National Science Foundation (NSF)

National Science Foundation (NSF)

To: Helene J. Obradovich, Director \$ 3,867,458
 Dean Grad School Admin
 For: 09-10 NSF Graduate Research Fellowship
 Eff: 6/1/2009 Classified: No

Total for National Science Foundation (NSF): \$ 3,867,458

Total for National Science Foundation (NSF): \$ 3,867,458

Total for Federal: \$ 47,137,013

Total Public Grants: Page 13 of 14 \$ 47,137,013

Detail of Contract Awards

Federal

US Department of Health and Human Services (DHHS)

National Institutes of Health (NIH)

To: Michael J Gale, Associate Professor
Immunology \$ 2,181,933

For: RIG-I-LIKE RECEPTORS AND NOVEL INNATE IMMUNE
PATHWAYS FOR ADJUVANT DISCOVERY AND DEVELOPMENT

Eff: 9/30/2009 Classified: No

National Heart, Lung, and Blood Institute (NHLBI)

To: Richard A Kronmal, Professor
Biostatistics \$ 2,095,389

For: Multi-Ethnic Study of Atherosclerosis

Eff: 12/21/1998 Classified: No

Total for National Heart, Lung, and Blood Institute (NHLBI): \$ 2,095,389

Total for National Institutes of Health (NIH): \$ 4,277,322

Total for US Department of Health and Human Services (DHHS): \$ 4,277,322

Total for Federal: \$ 4,277,322

Total Contracts: \$ 4,277,322

Grand Total for all Awards \$ 51,414,335