

VII. STANDING COMMITTEES

B. Finance, Audit and Facilities Committee

Grant and Contract Awards Summary –July and August, 2010

RECOMMENDED ACTION:

It is the recommendation of the administration and the Finance, Audit and Facilities Committee that the Board of Regents accept the Grant and Contract Awards as presented in the attached reports.

*Attachments*

Grant and Contract Awards Summary for July, 2010

Grant and Contract Awards Summary for August, 2010

---

---

# **Grant and Contract Awards Summary**

**to**

**The Board of Regents**

**of the**

**University of Washington**

**for**

**July 2010**

**Office of Research**

**Office of Sponsored Programs**

---

---

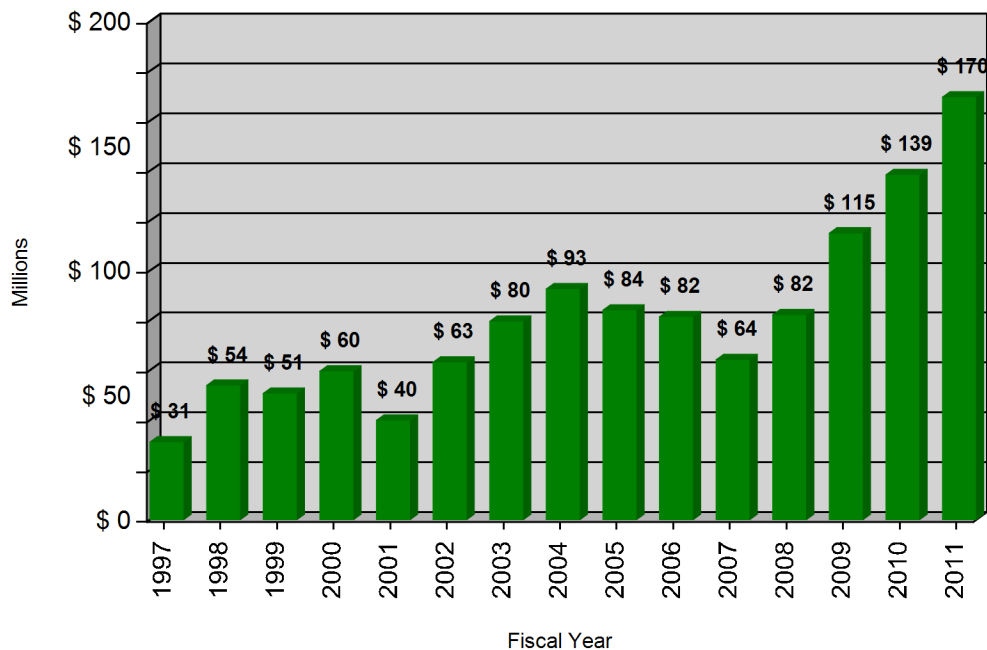
---

## Table of Contents

Graphical Summary of Award Activity	3
Summary of Grant and Contract Awards	4
Comparison of Grants and Contract Awards by Agency	5
Comparison of Grants and Contract Awards by School/College	6
Summary of Grant Awards – Excluding Private Awards	8
Summary of Grant Awards - Private Awards	9
Summary of Contract Awards	10
Report of Grant & Contract Awards over \$1,000,000	11

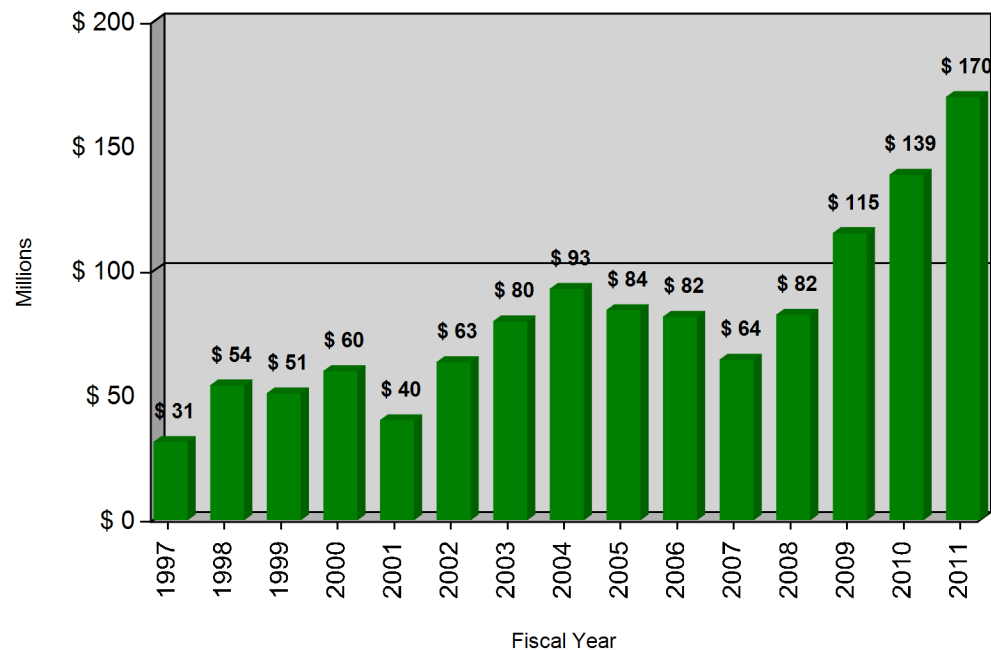
### July Only

#### Comparison of Grant & Contract Awards



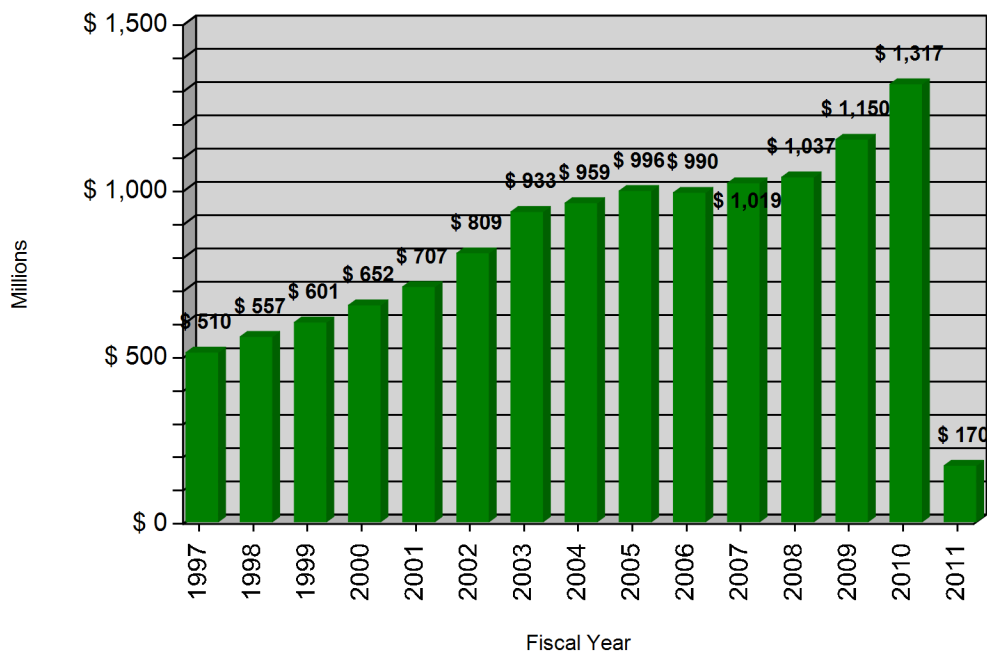
### Fiscal Year to Date

#### Comparison of Grant & Contract Awards



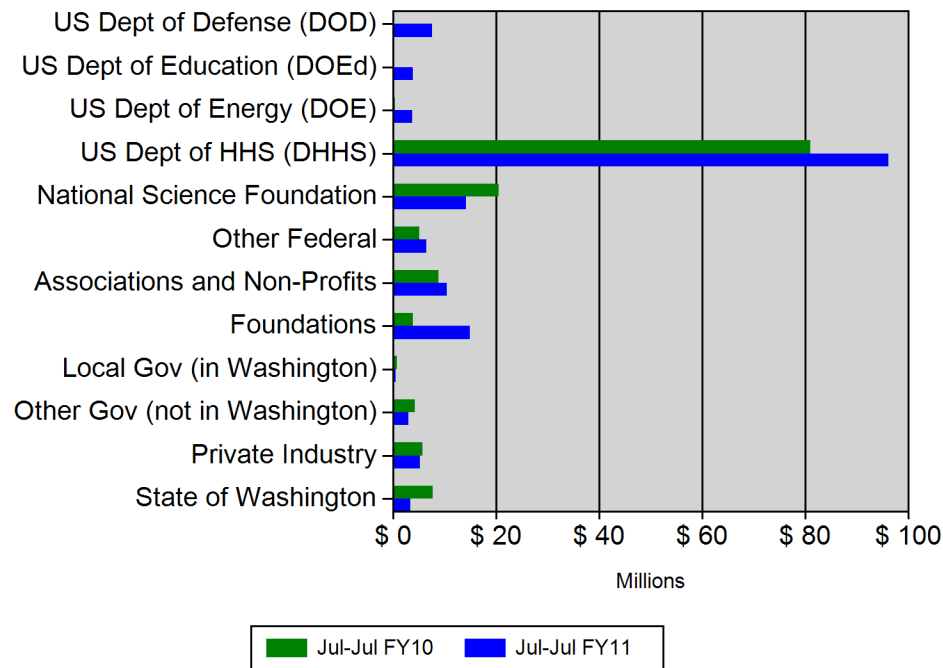
### Complete Fiscal Year

#### Comparison of Grant & Contract Awards



### Fiscal Year to Date

#### Two-Year Comparison of Grant and Contract Awards



---

---

**Summary of Grant and Contract Awards**

**Fiscal Year 2010-2011**

---

<b>Month</b>	<b>RESEARCH AND OTHER</b>		<b>TRAINING</b>		<b>Total Grants and Contracts</b>
	<b>Federal</b>	<b>Non-Federal</b>	<b>Federal</b>	<b>Non-Federal</b>	
July	\$ 116,733,700	\$ 35,436,220	\$ 15,457,740	\$ 2,100,929	\$ 169,728,500
<b>FY11 to Date</b>	<b>\$116,733,654</b>	<b>\$35,436,223</b>	<b>\$15,457,735</b>	<b>\$2,100,929</b>	<b>\$169,728,541</b>
<b>FY10 to Date</b>	<b>\$92,331,483</b>	<b>\$29,358,050</b>	<b>\$15,030,892</b>	<b>\$1,904,177</b>	<b>\$138,624,602</b>
<b>Over (Under) Previous Year</b>	<b>\$24,402,171</b>	<b>\$6,078,173</b>	<b>\$426,843</b>	<b>\$196,752</b>	<b>\$31,103,939</b>

*Assuming acceptance of all awards by the Board of Regents*

<b>Comparison of Grant and Contract Awards by Agency</b> <b>Fiscal Years 2009-2010 and 2010-2011</b>		
<b>Agency</b>	<b>Jul-Jul FY10</b>	<b>Jul-Jul FY11</b>
US Department of Defense (DOD)	\$ 262,346	\$ 7,633,467
US Department of Education (DOEd)	\$ 42,627	\$ 3,955,203
US Department of Energy (DOE)	\$ 403,734	\$ 3,774,749
US Department of Health and Human Services (DHHS)	\$ 81,001,685	\$ 96,130,480
National Science Foundation (NSF)	\$ 20,508,410	\$ 14,150,048
Other Federal	\$ 5,143,573	\$ 6,547,442
<b>Subtotal for Federal :</b>	<b>\$ 107,362,375</b>	<b>\$ 132,191,389</b>
Associations and Non-Profits	\$ 8,901,817	\$ 10,537,428
Foundations	\$ 3,887,861	\$ 14,904,287
Local Government (in Washington)	\$ 772,749	\$ 497,952
Other Government (not in Washington)	\$ 4,298,266	\$ 2,975,877
Private Industry	\$ 5,701,103	\$ 5,269,001
State of Washington	\$ 7,700,431	\$ 3,352,607
<b>Subtotal for Non-Federal :</b>	<b>\$ 31,262,227</b>	<b>\$ 37,537,152</b>
<b>Grand Total :</b>	<b>\$ 138,624,602</b>	<b>\$ 169,728,541</b>
<b>Amount of Increase (Decrease) :</b>		<b>\$ 31,103,939</b>
<b>Percent of Increase (Decrease) :</b>		<b>22.4 %</b>

*Assuming acceptance of all awards by the Board of Regents*

---

---

**Comparison of Grant and Contract Awards by School/College**

---

**Fiscal Years 2009-2010 and 2010-2011**

---

<b>School/College</b>		<b>Jul-Jul FY10</b>	<b>Jul-Jul FY11</b>
<b>Upper Campus</b>	Architecture and Urban Planning	\$ 6,500	\$ 2,500
	Arts and Sciences	\$ 14,656,169	\$ 7,150,604
	College of the Environment	\$ 1,599,719	\$ 6,678,570
	Director of Libraries		\$ 64,500
	Education	\$ 747,833	\$ 1,971,039
	Engineering	\$ 12,500,309	\$ 8,118,335
	Evans School of Public Affairs	\$ 170,979	
	Forest Resources	\$ 179,600	\$ 297,642
	Foster School of Business	\$ 286,487	\$ 894,700
	Graduate School	\$ 803,555	\$ 76,246
	Information School	\$ 202,872	\$ 189,876
	Ocean and Fishery Sciences	\$ 5,490,715	\$ 6,982,943
	Office of Research	\$ 4,377,186	\$ 7,894,522
	Social Work	\$ 2,162,572	\$ 6,400,373
	VP Minority Affairs	\$ 552,778	\$ 387,955
	VP Student Affairs	\$ 280,137	
	<b>Subtotal :</b>	<b>\$ 44,017,411</b>	<b>\$ 47,109,805</b>
<b>Health Sciences</b>	Dentistry	\$ 1,682,941	\$ 589,552
	Medicine	\$ 71,171,247	\$ 97,033,526
	Nursing	\$ 5,662,592	\$ 5,726,792
	Pharmacy	\$ 1,101,977	\$ 3,224,864
	Public Health	\$ 10,564,530	\$ 13,863,653
	<b>Subtotal :</b>	<b>\$ 90,183,287</b>	<b>\$ 120,438,387</b>
<b>Special Programs</b>	Alcohol and Drug Abuse Institute	\$ 45,000	
	CHDD Administration	\$ 3,833,105	\$ 1,055,435
	Regional Primate Center	\$ 222,803	\$ 884,022
	<b>Subtotal :</b>	<b>\$ 4,100,908</b>	<b>\$ 1,939,457</b>
<b>Other UW Campuses</b>	Bothell	\$ 321,996	\$ 240,891
	Tacoma	\$ 1,000	
	<b>Subtotal :</b>	<b>\$ 322,996</b>	<b>\$ 240,891</b>
<b>Grand Total :</b>		<b>\$ 138,624,602</b>	<b>\$ 169,728,541</b>

*Assuming acceptance of all awards by the Board of Regents*

---

---

**Summary of Grant Awards****Fiscal Year 2010-2011***Excluding private awards from Foundations, Industry, Associations and Others*

---

<b>Month</b>	<b>RESEARCH AND OTHER</b>		<b>TRAINING</b>		<b>Total Grants</b>
	<b>Federal</b>	<b>Non-Federal</b>	<b>Federal</b>	<b>Non-Federal</b>	
July	\$ 110,707,300	\$ 3,759,472	\$ 15,393,240	\$ 1,192,557	\$ 131,052,500
<b>Year to Date</b>	\$ 110,707,300	\$ 3,759,472	\$ 15,393,240	\$ 1,192,557	\$ 131,052,500

---

*Assuming acceptance of all awards by the Board of Regents*



---

---

**Summary of Grant Awards****Fiscal Year 2010-2011***Private awards from Foundations, Industry, Associations and Others*

---

<b>Month</b>	<b>RESEARCH AND OTHER</b>	<b>TRAINING</b>	<b>Total Grants</b>
July	\$ 24,992,810	\$ 369,153	\$ 25,361,960
<b>Year to Date</b>	\$ 24,992,810	\$ 369,153	\$ 25,361,960

---

*Assuming acceptance of all awards by the Board of Regents*

Summary of Contract Awards					
Fiscal Year 2010-2011					
Month	RESEARCH AND OTHER		TRAINING		Total Contracts
	Federal	Non-Federal	Federal	Non-Federal	
July	\$ 6,026,372	\$ 6,683,945	\$ 64,500	\$ 539,219	\$ 13,314,040
<b>Year to Date</b>	\$ 6,026,372	\$ 6,683,945	\$ 64,500	\$ 539,219	\$ 13,314,040

*Assuming acceptance of all awards by the Board of Regents*

---

---

**Report of Grant and Contract Awards  
of \$1,000,000 or More**

**July 2010**

**Requiring action of  
The Board of Regents  
of the  
University of Washington**

**Office of Research  
Office of Sponsored Programs**

---

---

# Detail of Public Grant Awards

## Federal

### US Department of Health and Human Services (DHHS)

#### Health Resources and Services Administration (HRSA)

To: King Holmes, Professor \$ 17,472,881  
Global Health

For: International AIDS Education and Training Center

Eff: 4/1/2010 Classified: No

**Total for Health Resources and Services Administration (HRSA): \$ 17,472,881**

#### National Institutes of Health (NIH)

To: Peter M Milgrom, Professor \$ 1,135,896  
Dental Pub Health Scis

For: Northwest/Alaska/Hawaii Center to Reduce Oral Health Disparities

Eff: 6/1/2010 Classified: No

To: Michael Gale, Associate Professor \$ 2,110,046  
Immunology

For: Immune Control of Flavivirus Infection

Eff: 5/1/2010 Classified: No

To: Bruce M. Psaty, Professor \$ 1,247,777  
Department Of Medicine

For: CHS Events Follow-Up Study

Eff: 6/1/2010 Classified: No

To: Charles E. Murry, Professor \$ 2,539,392  
Pathology

For: STEM CELLS AND CARDIOVASCULAR REPAIR

Eff: 6/1/2010 Classified: No

To: Gerald Van Belle, Professor Emeritus \$ 4,922,319  
Biostatistics

For: Resuscitation Outcomes Consortium (ROC) Data Coordinating Center

Eff: 3/1/2010 Classified: No

To: Gerald Van Belle, Professor Emeritus \$ 1,450,000  
Biostatistics

For: Resuscitation Outcomes Consortium (ROC) Data Coordinating Center

Eff: 5/17/2010 Classified: No

To: G Stamatoyannopoulos, Professor \$ 2,432,540  
Department Of Medicine

For: Stem Cell Gene Therapy for Hemoglobinopathies

Eff: 3/1/2010 Classified: No

To: Robb Glenny, Professor \$ 1,045,774  
Department Of Medicine

For: Longitudinal Studies of HIV Associated Lung Infections and Complications

Eff: 9/1/2009 Classified: No

# Detail of Public Grant Awards

## Federal

### US Department of Health and Human Services (DHHS)

#### National Institutes of Health (NIH)

##### *National Center for Research Resources (NCRR)*

To: Gary Drobny, Professor \$ 2,660,500  
Chemistry

For: Acquisition of a 800 MHz NMR Spectrometer

Eff: 5/13/2010 Classified: No

*Total for National Center for Research Resources (NCRR):* \$ 2,660,500

##### *National Human Genome Research Institute (NHGRI)*

To: Robert H Waterston, Professor \$ 1,497,093  
Genome Sciences

For: Global Identification of transcribed elements in the C. elegans

Eff: 4/1/2010 Classified: No

*Total for National Human Genome Research Institute (NHGRI):* \$ 1,497,093

##### *National Institute of Child Health and Human Development (NICHD)*

To: G Stanley Mc Knight, Professor \$ 1,890,151  
Pharmacology

For: U54 Clinical and Basic Studies in Male Reproduction

Eff: 4/1/2010 Classified: No

To: William J Bremner, Professor \$ 1,846,715  
Department Of Medicine

For: Male Contraception Research Center Grant

Eff: 3/1/2010 Classified: No

*Total for National Institute of Child Health and Human Development (NICHD):* \$ 3,736,866

##### *National Institute of Dental and Craniofacial Research (NIDCR)*

To: Timothy De Rouen, Professor \$ 1,018,471  
Dental Pub Health Scis

For: Comprehensive Training in Oral Health Research

Eff: 7/1/2010 Classified: No

*Total for National Institute of Dental and Craniofacial Research (NIDCR):* \$ 1,018,471

**Total for National Institutes of Health (NIH):** \$ 25,796,674

**Total for US Department of Health and Human Services (DHHS):** \$ 43,269,555

### National Science Foundation (NSF)

#### National Science Foundation (NSF)

To: Helene J. Obradovich, Director \$ 3,867,458  
Dean Grad School Admin

For: 09-10 NSF Graduate Research Fellowship

Eff: 6/1/2009 Classified: No

**Total for National Science Foundation (NSF):** \$ 3,867,458

**Total for National Science Foundation (NSF):** \$ 3,867,458

**Total for Federal:** \$ 47,137,013

**Total Public Grants:** 12 \$ 47,137,013

# Detail of Contract Awards

## Federal

<b>US Department of Health and Human Services (DHHS)</b>	
<b>National Institutes of Health (NIH)</b>	
To: Michael J Gale, Associate Professor Immunology	\$ 2,181,933
For: RIG-I-LIKE RECEPTORS AND NOVEL INNATE IMMUNE PATHWAYS FOR ADJUVANT DISCOVERY AND DEVELOPMENT	
Eff: 9/30/2009	Classified: No
<i>National Heart, Lung, and Blood Institute (NHLBI)</i>	
To: Richard A Kronmal, Professor Biostatistics	\$ 2,095,389
For: Multi-Ethnic Study of Atherosclerosis	
Eff: 12/21/1998	Classified: No
<i>Total for National Heart, Lung, and Blood Institute (NHLBI):</i>	<i>\$ 2,095,389</i>
<b>Total for National Institutes of Health (NIH):</b>	<b>\$ 4,277,322</b>
<b>Total for US Department of Health and Human Services (DHHS):</b>	<b>\$ 4,277,322</b>
<b>Total for Federal:</b>	<b>\$ 4,277,322</b>
<b>Total Contracts:</b>	<b>\$ 4,277,322</b>
<b>Grand Total for all Awards</b>	<b>\$ 51,414,335</b>

---

---

# **Grant and Contract Awards Summary**

**to**

**The Board of Regents**

**of the**

**University of Washington**

**for**

**August 2010**

**Office of Research**

**Office of Sponsored Programs**

---

---

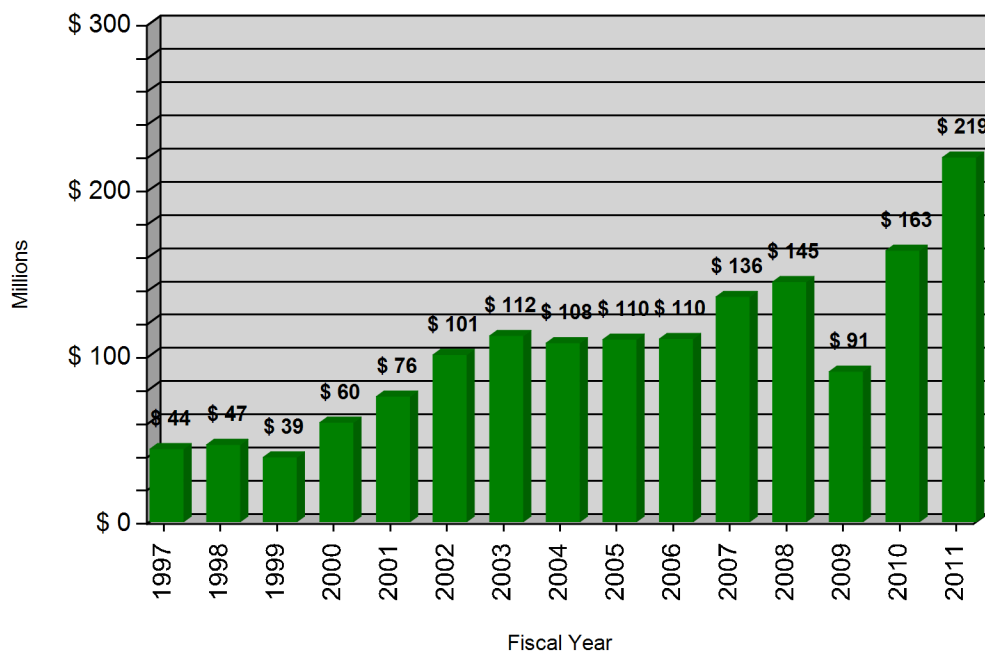
---

## Table of Contents

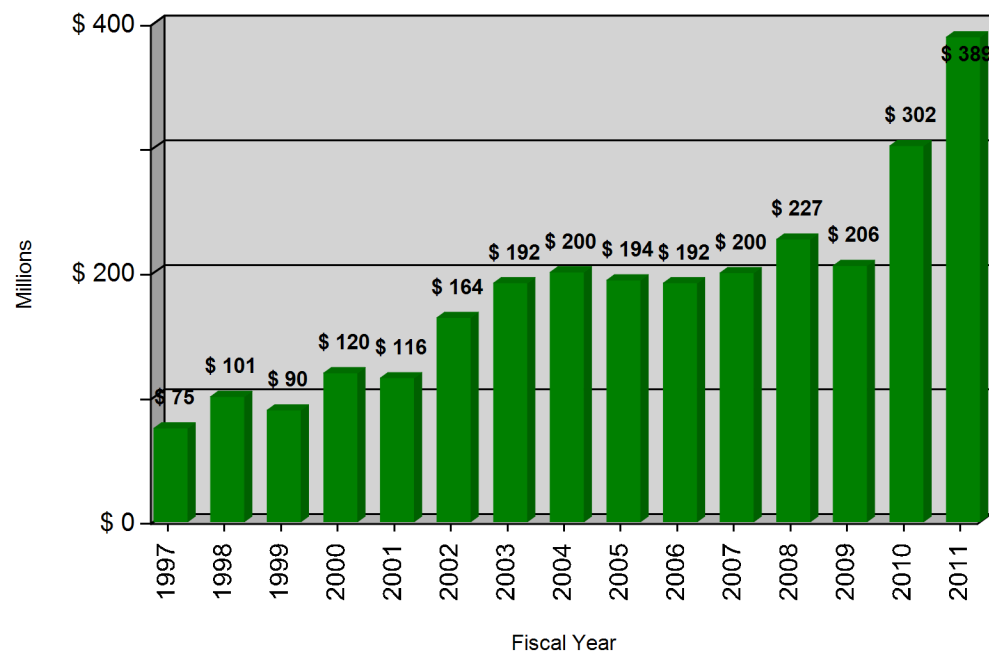
Graphical Summary of Award Activity	3
Summary of Grant and Contract Awards	4
Comparison of Grants and Contract Awards by Agency	5
Comparison of Grants and Contract Awards by School/College	6
Summary of Grant Awards – Excluding Private Awards	8
Summary of Grant Awards - Private Awards	9
Summary of Contract Awards	10
Report of Grant & Contract Awards over \$1,000,000	11



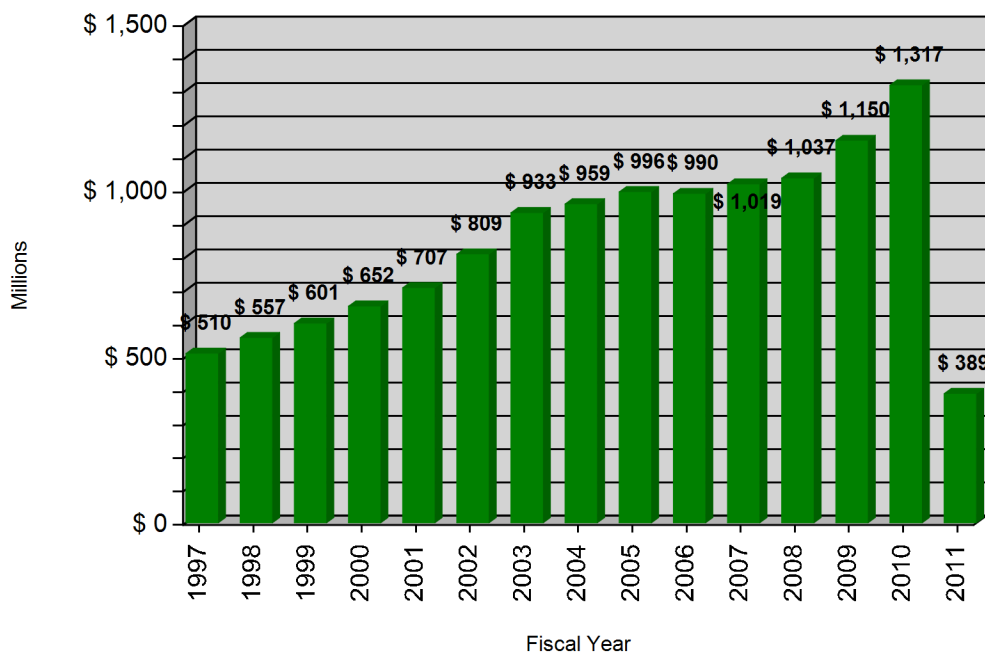
**August Only**  
**Comparison of Grant & Contract Awards**



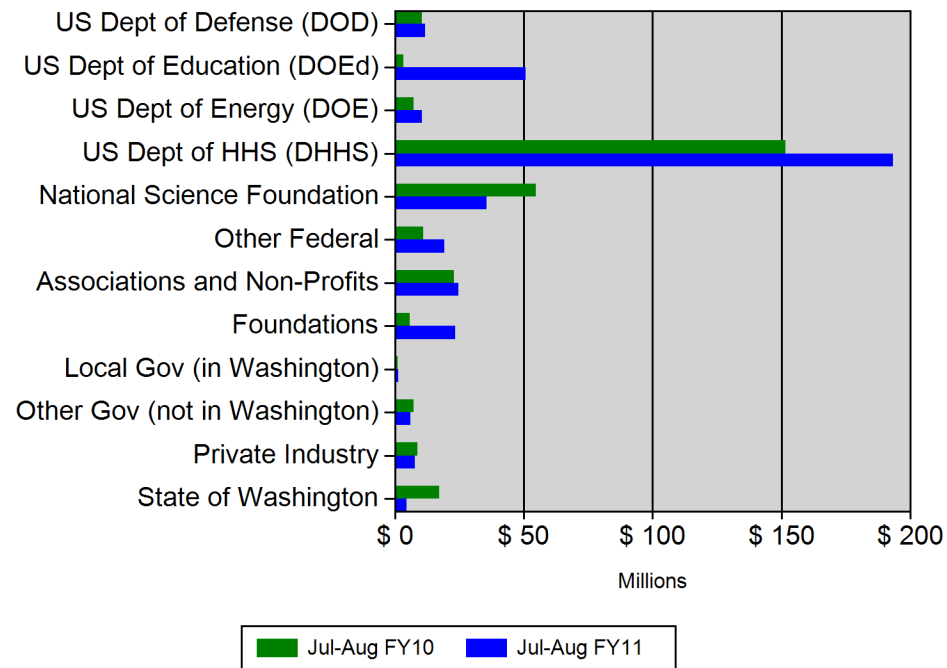
**Fiscal Year to Date**  
**Comparison of Grant & Contract Awards**



**Complete Fiscal Year**  
**Comparison of Grant & Contract Awards**



**Fiscal Year to Date**  
**Two-Year Comparison of Grant and Contract Awards**



---

---

**Summary of Grant and Contract Awards**

**Fiscal Year 2010-2011**

---

<b>Month</b>	<b>RESEARCH AND OTHER</b>		<b>TRAINING</b>		<b>Total Grants and Contracts</b>
	<b>Federal</b>	<b>Non-Federal</b>	<b>Federal</b>	<b>Non-Federal</b>	
July	\$ 116,733,700	\$ 35,436,220	\$ 15,457,740	\$ 2,100,929	\$ 169,728,500
August	\$ 177,960,700	\$ 29,958,070	\$ 11,027,470	\$ 547,136	\$ 219,493,300
<b>FY11 to Date</b>	<b>\$294,694,308</b>	<b>\$65,394,297</b>	<b>\$26,485,205</b>	<b>\$2,648,065</b>	<b>\$389,221,875</b>
<b>FY10 to Date</b>	<b>\$217,645,266</b>	<b>\$59,881,686</b>	<b>\$20,931,208</b>	<b>\$3,435,779</b>	<b>\$301,893,938</b>
<b>Over (Under) Previous Year</b>	<b>\$77,049,042</b>	<b>\$5,512,612</b>	<b>\$5,553,997</b>	<b>(\$787,714)</b>	<b>\$87,327,937</b>

*Assuming acceptance of all awards by the Board of Regents*

<b>Comparison of Grant and Contract Awards by Agency</b> <b>Fiscal Years 2009-2010 and 2010-2011</b>		
<b>Agency</b>	<b>Jul-Aug FY10</b>	<b>Jul-Aug FY11</b>
US Department of Defense (DOD)	\$ 10,580,371	\$ 11,867,882
US Department of Education (DOEd)	\$ 3,329,876	\$ 50,795,858
US Department of Energy (DOE)	\$ 7,278,164	\$ 10,484,360
US Department of Health and Human Services (DHHS)	\$ 151,626,806	\$ 193,135,699
National Science Foundation (NSF)	\$ 54,709,424	\$ 35,636,426
Other Federal	\$ 11,051,833	\$ 19,259,288
<b>Subtotal for Federal :</b>	<b>\$ 238,576,474</b>	<b>\$ 321,179,512</b>
Associations and Non-Profits	\$ 22,882,486	\$ 24,756,694
Foundations	\$ 5,836,061	\$ 23,344,181
Local Government (in Washington)	\$ 1,081,668	\$ 1,393,705
Other Government (not in Washington)	\$ 7,402,417	\$ 5,981,233
Private Industry	\$ 8,859,996	\$ 7,909,948
State of Washington	\$ 17,254,837	\$ 4,656,601
<b>Subtotal for Non-Federal :</b>	<b>\$ 63,317,465</b>	<b>\$ 68,042,362</b>
<b>Grand Total :</b>	<b>\$ 301,893,938</b>	<b>\$ 389,221,875</b>
<b>Amount of Increase (Decrease) :</b>		<b>\$ 87,327,937</b>
<b>Percent of Increase (Decrease) :</b>		<b>28.9 %</b>

*Assuming acceptance of all awards by the Board of Regents*

**Comparison of Grant and Contract Awards by School/College**

**Fiscal Years 2009-2010 and 2010-2011**

<b>School/College</b>		<b>Jul-Aug FY10</b>	<b>Jul-Aug FY11</b>
<b>Upper Campus</b>			
	Architecture and Urban Planning	\$ 11,500	\$ 1,405,992
	Arts and Sciences	\$ 32,080,210	\$ 16,253,031
	College of the Environment	\$ 6,574,001	\$ 12,031,608
	Director of Libraries		\$ 64,500
	Education	\$ 979,254	\$ 4,936,570
	Engineering	\$ 29,451,055	\$ 27,362,604
	Evans School of Public Affairs	\$ 170,979	\$ 667,421
	Forest Resources	\$ 779,061	\$ 323,369
	Foster School of Business	\$ 301,487	\$ 894,700
	Graduate School	\$ 978,473	\$ 408,606
	Information School	\$ 257,521	\$ 915,238
	Law	\$ 209,134	\$ 1,209,134
	Ocean and Fishery Sciences	\$ 15,630,539	\$ 10,003,246
	Office of Research	\$ 9,667,576	\$ 19,023,843
	Social Work	\$ 8,639,357	\$ 8,028,970
	Undergraduate Education		\$ 289,302
	VP Minority Affairs	\$ 866,772	\$ 1,883,762
	VP Student Affairs	\$ 280,137	
	VP Student Life		\$ 43,629,081
	<b>Subtotal :</b>	<b>\$ 106,877,055</b>	<b>\$ 149,330,977</b>
<b>Health Sciences</b>			
	Dentistry	\$ 2,838,359	\$ 937,042
	Medicine	\$ 155,448,525	\$ 189,069,879
	Nursing	\$ 7,716,759	\$ 8,631,743
	Pharmacy	\$ 1,967,356	\$ 4,922,447
	Public Health	\$ 19,940,059	\$ 28,838,816
	<b>Subtotal :</b>	<b>\$ 187,911,058</b>	<b>\$ 232,399,927</b>
<b>Special Programs</b>			
	Alcohol and Drug Abuse Institute	\$ 1,293,539	\$ 1,075,913
	CHDD Administration	\$ 3,898,105	\$ 1,327,618
	Regional Primate Center	\$ 971,501	\$ 4,255,712
	<b>Subtotal :</b>	<b>\$ 6,163,145</b>	<b>\$ 6,659,243</b>
<b>Other UW Campuses</b>			
	Bothell	\$ 864,716	\$ 397,891
	Tacoma	\$ 77,964	\$ 433,837
	<b>Subtotal :</b>	<b>\$ 942,680</b>	<b>\$ 831,728</b>
	<b>Grand Total :</b>	<b>\$ 301,893,938</b>	<b>\$ 389,221,875</b>



---

---

**Summary of Grant Awards****Fiscal Year 2010-2011***Excluding private awards from Foundations, Industry, Associations and Others*

---

<b>Month</b>	<b>RESEARCH AND OTHER</b>		<b>TRAINING</b>		<b>Total Grants</b>
	<b>Federal</b>	<b>Non-Federal</b>	<b>Federal</b>	<b>Non-Federal</b>	
July	\$ 110,707,300	\$ 3,759,472	\$ 15,393,240	\$ 1,192,557	\$ 131,052,500
August	\$ 173,709,400	\$ 3,816,791	\$ 11,027,470	\$ 202,523	\$ 188,756,200
<b>Year to Date</b>	<b>\$ 284,416,700</b>	<b>\$ 7,576,263</b>	<b>\$ 26,420,700</b>	<b>\$ 1,395,080</b>	<b>\$ 319,808,800</b>

---

*Assuming acceptance of all awards by the Board of Regents*

---

---

**Summary of Grant Awards****Fiscal Year 2010-2011***Private awards from Foundations, Industry, Associations and Others*

---

<b>Month</b>	<b>RESEARCH AND OTHER</b>	<b>TRAINING</b>	<b>Total Grants</b>
July	\$ 24,992,810	\$ 369,153	\$ 25,361,960
August	\$ 22,428,710	\$ 121,830	\$ 22,550,540
<b>Year to Date</b>	<b>\$ 47,421,520</b>	<b>\$ 490,983</b>	<b>\$ 47,912,500</b>

---

*Assuming acceptance of all awards by the Board of Regents*

Summary of Contract Awards					
Fiscal Year 2010-2011					
Month	RESEARCH AND OTHER		TRAINING		Total Contracts
	Federal	Non-Federal	Federal	Non-Federal	
July	\$ 6,026,372	\$ 6,683,945	\$ 64,500	\$ 539,219	\$ 13,314,040
August	\$ 4,251,216	\$ 3,712,571	\$ 0	\$ 222,783	\$ 8,186,570
<b>Year to Date</b>	\$ 10,277,590	\$ 10,396,520	\$ 64,500	\$ 762,002	\$ 21,500,610

*Assuming acceptance of all awards by the Board of Regents*



---

---

# **Report of Grant and Contract Awards of \$1,000,000 or More**

**August 2010**

**Requiring action of  
The Board of Regents  
of the  
University of Washington**

**Office of Research  
Office of Sponsored Programs**

---

---

# Detail of Public Grant Awards

## Federal

### US Department of Health and Human Services (DHHS)

#### Health Resources and Services Administration (HRSA)

To: King Holmes, Professor \$ 17,472,881  
Global Health

For: International AIDS Education and Training Center

Eff: 4/1/2010 Classified: No

**Total for Health Resources and Services Administration (HRSA): \$ 17,472,881**

#### National Institutes of Health (NIH)

To: Peter M Milgrom, Professor \$ 1,135,896  
Dental Pub Health Scis

For: Northwest/Alaska/Hawaii Center to Reduce Oral Health Disparities

Eff: 6/1/2010 Classified: No

To: Michael Gale, Associate Professor \$ 2,110,046  
Immunology

For: Immune Control of Flavivirus Infection

Eff: 5/1/2010 Classified: No

To: Bruce M. Psaty, Professor \$ 1,247,777  
Department Of Medicine

For: CHS Events Follow-Up Study

Eff: 6/1/2010 Classified: No

To: Charles E. Murry, Professor \$ 2,539,392  
Pathology

For: STEM CELLS AND CARDIOVASCULAR REPAIR

Eff: 6/1/2010 Classified: No

To: Gerald Van Belle, Professor Emeritus \$ 4,922,319  
Biostatistics

For: Resuscitation Outcomes Consortium (ROC) Data Coordinating Center

Eff: 3/1/2010 Classified: No

To: Gerald Van Belle, Professor Emeritus \$ 1,450,000  
Biostatistics

For: Resuscitation Outcomes Consortium (ROC) Data Coordinating Center

Eff: 5/17/2010 Classified: No

To: G Stamatoyannopoulos, Professor \$ 2,432,540  
Department Of Medicine

For: Stem Cell Gene Therapy for Hemoglobinopathies

Eff: 3/1/2010 Classified: No

To: Robb Glenny, Professor \$ 1,045,774  
Department Of Medicine

For: Longitudinal Studies of HIV Associated Lung Infections and Complications

Eff: 9/1/2009 Classified: No

# Detail of Public Grant Awards

## Federal

### US Department of Health and Human Services (DHHS)

#### National Institutes of Health (NIH)

##### *National Center for Research Resources (NCRR)*

To: Gary Drobny, Professor \$ 2,660,500  
Chemistry

For: Acquisition of a 800 MHz NMR Spectrometer

Eff: 5/13/2010 Classified: No

*Total for National Center for Research Resources (NCRR):* \$ 2,660,500

##### *National Human Genome Research Institute (NHGRI)*

To: Robert H Waterston, Professor \$ 1,497,093  
Genome Sciences

For: Global Identification of transcribed elements in the C. elegans

Eff: 4/1/2010 Classified: No

*Total for National Human Genome Research Institute (NHGRI):* \$ 1,497,093

##### *National Institute of Child Health and Human Development (NICHD)*

To: G Stanley Mc Knight, Professor \$ 1,890,151  
Pharmacology

For: U54 Clinical and Basic Studies in Male Reproduction

Eff: 4/1/2010 Classified: No

To: William J Bremner, Professor \$ 1,846,715  
Department Of Medicine

For: Male Contraception Research Center Grant

Eff: 3/1/2010 Classified: No

*Total for National Institute of Child Health and Human Development (NICHD):* \$ 3,736,866

##### *National Institute of Dental and Craniofacial Research (NIDCR)*

To: Timothy De Rouen, Professor \$ 1,018,471  
Dental Pub Health Scis

For: Comprehensive Training in Oral Health Research

Eff: 7/1/2010 Classified: No

*Total for National Institute of Dental and Craniofacial Research (NIDCR):* \$ 1,018,471

**Total for National Institutes of Health (NIH):** \$ 25,796,674

**Total for US Department of Health and Human Services (DHHS):** \$ 43,269,555

### National Science Foundation (NSF)

#### National Science Foundation (NSF)

To: Helene J. Obradovich, Director \$ 3,867,458  
Dean Grad School Admin

For: 09-10 NSF Graduate Research Fellowship

Eff: 6/1/2009 Classified: No

**Total for National Science Foundation (NSF):** \$ 3,867,458

**Total for National Science Foundation (NSF):** \$ 3,867,458

**Total for Federal:** \$ 47,137,013

**Total Public Grants:** 13 \$ 47,137,013

# Detail of Contract Awards

## Federal

---

<b>US Department of Health and Human Services (DHHS)</b>	
<b>National Institutes of Health (NIH)</b>	
To: Michael J Gale, Associate Professor Immunology	\$ 2,181,933
For: RIG-I-LIKE RECEPTORS AND NOVEL INNATE IMMUNE PATHWAYS FOR ADJUVANT DISCOVERY AND DEVELOPMENT	
Eff: 9/30/2009	Classified: No
<i>National Heart, Lung, and Blood Institute (NHLBI)</i>	
To: Richard A Kronmal, Professor Biostatistics	\$ 2,095,389
For: Multi-Ethnic Study of Atherosclerosis	
Eff: 12/21/1998	Classified: No
<i>Total for National Heart, Lung, and Blood Institute (NHLBI):</i>	<i>\$ 2,095,389</i>
<b>Total for National Institutes of Health (NIH):</b>	<b>\$ 4,277,322</b>
<b>Total for US Department of Health and Human Services (DHHS):</b>	<b>\$ 4,277,322</b>
<b>Total for Federal:</b>	<b>\$ 4,277,322</b>
<b>Total Contracts:</b>	<b>\$ 4,277,322</b>
<b>Grand Total for all Awards</b>	<b>\$ 51,414,335</b>