

VII. STANDING COMMITTEES

B. Finance, Audit and Facilities Committee

Update on One Capital Plan

INFORMATION:

This presentation is for information only and will provide a quick update of the current one capital plan and estimated projections of debt financing needs and impact on debt capacity over the next several years.



One Capital Plan

University of Washington
Office of Planning & Budgeting

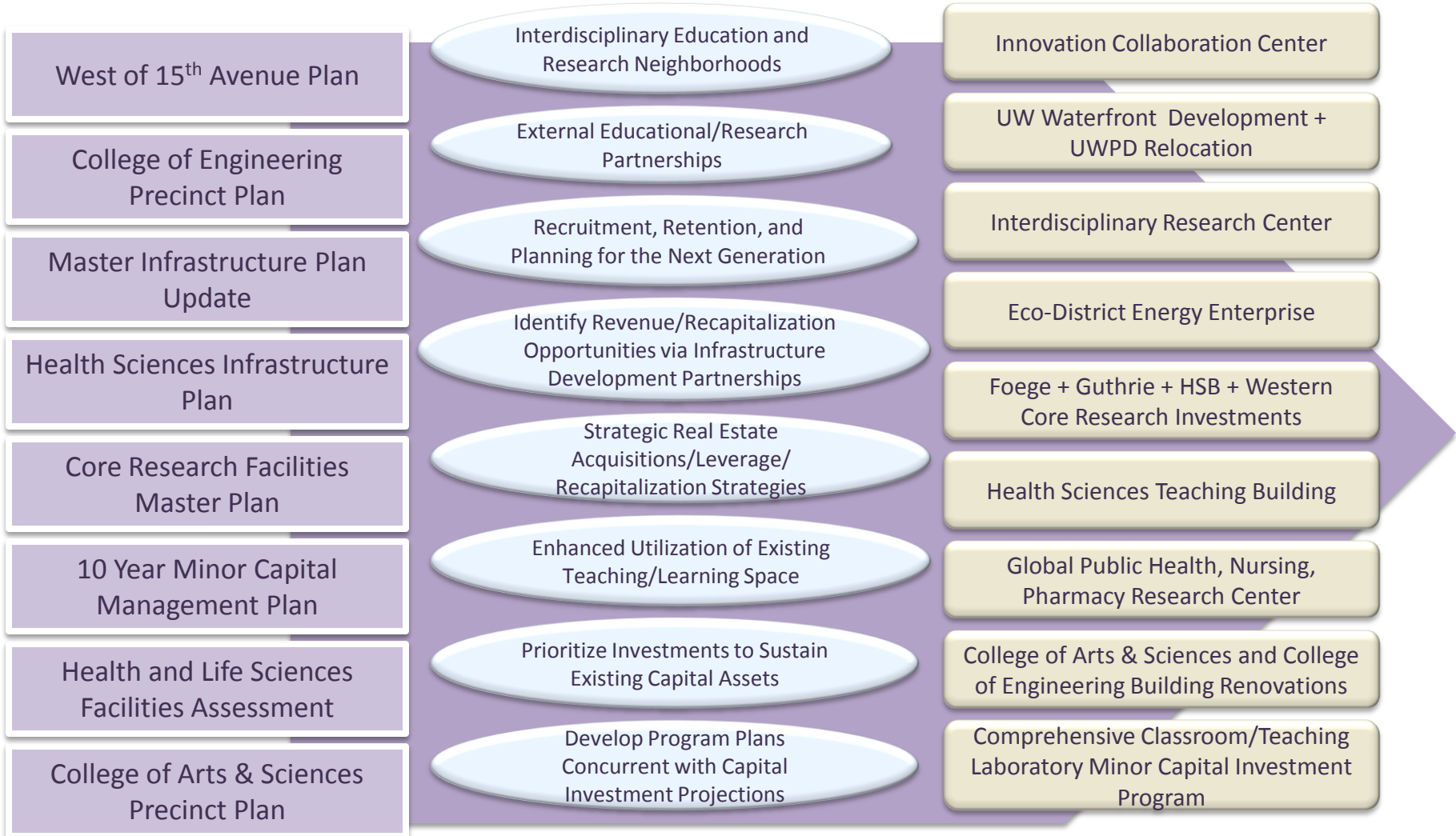
November 18, 2010 Update

Emerging One Capital Plan Priorities

Current Planning

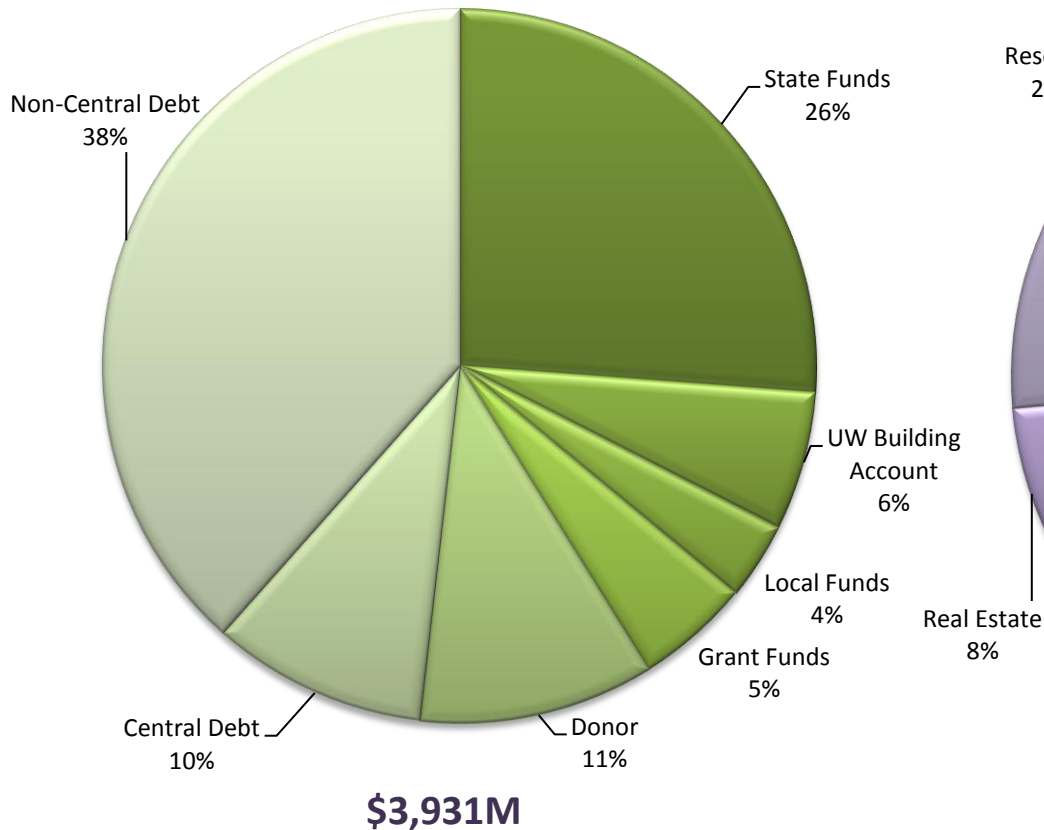
Emerging Priorities

Identified Capital Investments

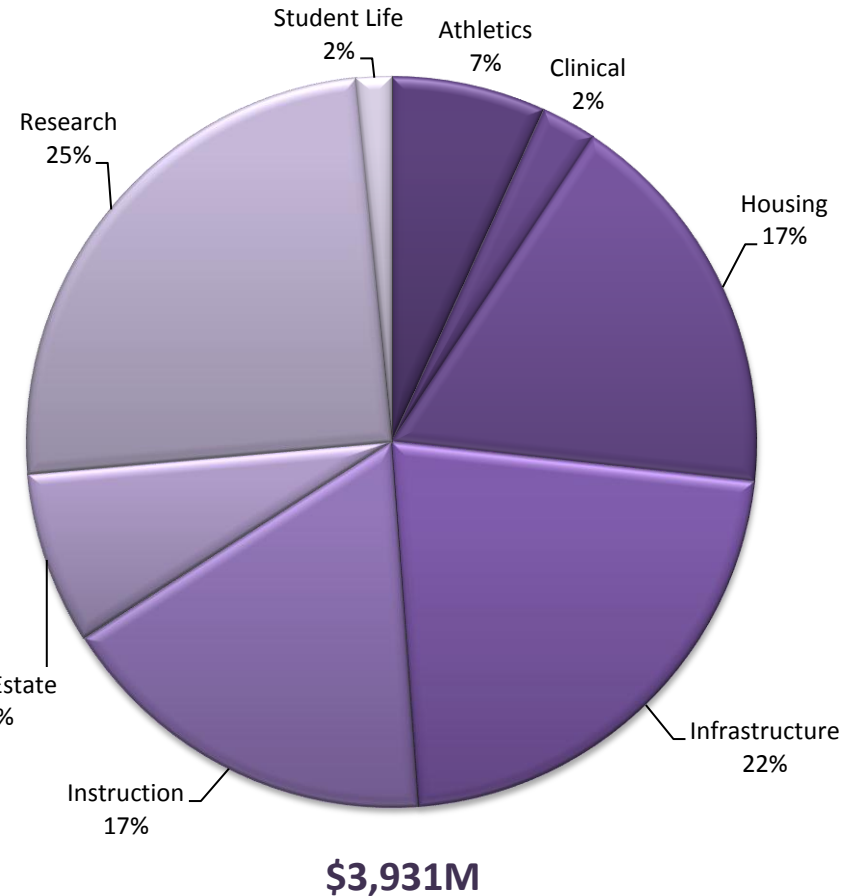


Potential UW 2011- 2021 Capital Investment

Fund Source



Program



Potential 2011-21 Capital Projects – Wave I

	Proposed 2011-13	Potential 2013-21	Total 2011-21
Major Infrastructure - Eco-District Energy Enterprise	\$0.5M	\$10.0M	\$10.5M
Major Infrastructure - Grey Water District/Clean Stormwater Technology	\$0.25M	\$4.0M	\$4.25M
Major Infrastructure - SMART Campus	\$0.25M	\$12.0M	\$12.25M
Major Infrastructure Upgrade Projects	\$0.25M	\$74.0M	\$74.25M
Minor Capital Repair - Infrastructure and Program Improvements	\$108.95M	\$418.3M	\$527.25M
UW High Voltage Infrastructure Improvement Project	\$4.85M	-	\$4.85M
Strategic Real Estate Investment	\$10.0M	\$40.0M	\$50.0M
UW College of Arts & Sciences Precinct Plan	\$0.1M	-	\$0.1M
UW College of Engineering Precinct Plan	\$0.1M	-	\$0.1M
UW Health / Life Sciences Plan	\$0.25M	\$0.5M	\$0.75M
UW Seattle Master Infrastructure Plan	\$0.25M	\$0.5M	\$0.75M
West of 15th Avenue Plan - Eco District Development	\$0.25M	\$2.5M	\$2.75M
Subtotal Wave I:	\$126.0M	\$561.8M	\$687.8M

Potential 2011-21 Capital Projects – Wave II

	Proposed 2011-13	Potential 2013-21	Total 2011-21
Anderson Hall Renovation	\$2.5M	\$19.5M	\$21.55M
Biological & Environmental Sciences Building	\$0.25M	\$179.75M	\$180.0M
College of Engineering Academic Building - Renovation	-	\$25.0M	\$25.0M
Denny Hall Renovation	\$54.6M	-	\$54.6M
Enterprise Information System	\$25.0M	\$100.0M	\$125.0M
Global Public Health, Nursing & Pharmacy Research Center	-	\$120.0M	\$120.0M
Gould Hall Court Addition	-	\$5.0M	\$5.0M
Health and Life Sciences Core Research Facilities	\$20.0M	\$100.0M	\$120.0M
Health Sciences Teaching Building	-	\$135.0M	\$135.0M
Intellectual House	\$10.7M	-	\$10.7M
Husky Stadium	\$250.0M	-	\$250.0M
Hutchinson Hall Renovation	-	\$30.0M	\$30.0M
Innovation Collaboration Center - West of 15th Ave	-	\$120.0M	\$120.0M
Interdisciplinary Research Center - West of 15th Ave	\$0.5M	\$35.0M	\$35.5M
Lewis Hall Renovation	\$23.13M	-	\$23.13M
Metropolitan Tract Recapitalization	-	\$200.0M	\$200.0M
Miller Hall Renovation	\$4.0M	\$40.0M	\$44.0M
Molecular Engineering Phase 2	-	\$63.3M	\$63.3M
Odegaard Undergraduate Learning Center Phase 1	\$19.5M	-	\$19.5M
Odegaard Undergraduate Learning Center Phase 2	-	\$19.5M	\$19.5M

Wave II continued next slide

Potential 2011-21 Capital Projects – Wave II cont.

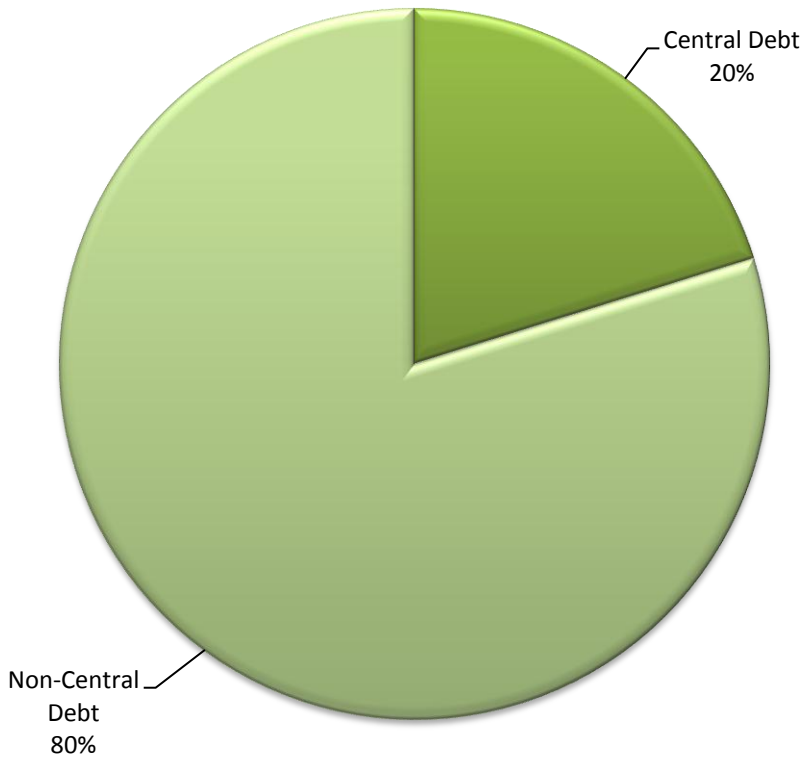
	Proposed 2011-13	Potential 2013-21	Total 2011-21
Sand Point Building 5 - Archival Storage	\$5.0M	-	\$5.0M
Sand Point Building 5 - Freezer Farm	-	\$5.0M	\$5.0M
Sound Transit Overpass - University of Washington Station	\$4.0M	-	\$4.0M
South Lake Union Phase 3.2	-	\$147.0M	\$147.0M
South Lake Union Phase 3.3	-	\$190.0M	\$190.0M
Student Housing - Lander Replacement	\$77.0M	-	\$77.0M
Student Housing - Site 29W - Mercer Hall	\$108.0M	-	\$108.0M
Student Housing - Site 30W	-	\$60.5M	\$60.5M
Student Housing - Terry Renovation	-	\$60.0M	\$60.0M
Student Housing - Terry Addition	-	\$24.0M	\$24.0M
UW Bothell Student Housing Project	\$14.0M	-	\$14.0M
UW Bothell Major Infrastructure Projects	-	\$10.5M	\$10.5M
UW Bothell Phase 3	\$62.85M	-	\$62.85M
UW Medicine/Northwest Affiliation	-	-	-
UW Tacoma Major Infrastructure Projects	-	\$30.5M	\$30.5M
UW Tacoma Land Acquisition/Remediation	\$5.0M	\$45.0M	\$50.0M
UWMC Expansion Phase 2	-	\$97.0M	\$97.0M
UWPD Relocation	\$10M	-	\$10.0M
Subtotal Wave II:	\$696.0M	\$1,861.1M	\$2,557.1M

Potential 2011-21 Capital Projects – Wave III

	Proposed 2011-13	Potential 2013-21	Total 2011-21
Baseball Stadium	-	\$18.0M	\$18.0M
College of Arts & Sciences Academic Building - Renovation	-	\$48.0M	\$48.0M
Daycare Center Expansion	-	\$4.5M	\$4.5M
Eagleson Hall Renovation	-	\$12.0M	\$12.0M
Fine Arts Center & Library	-	\$65.0M	\$65.0M
Rainier Vista Triangle Garage Improvements	-	\$25.0M	\$25.0M
Student Housing - Haggett Renovation	-	\$74.0M	\$74.0M
Student Housing - Hansee Renovation	-	\$49.0M	\$49.0M
Student Housing - McCarty Renovation	-	\$65.0M	\$65.0M
Student Housing - McMahan Renovation	-	\$99.0M	\$99.0M
Student Housing - New Center	-	\$56.0M	\$56.0M
UW Bothell Phase 4	-	\$68.0M	\$68.0M
UW Seattle Structured Parking	-	\$16.0M	\$16.0M
UW Tacoma Phase 4	-	\$79.5M	\$79.5M
UW Tacoma Student Union - Phase 1	-	\$7.5M	\$7.5M
Subtotal Wave III:	-	\$686.5M	\$686.5M
Total Waves I + II + III:	\$822.0M	\$3,109.4M	\$3,931.4M

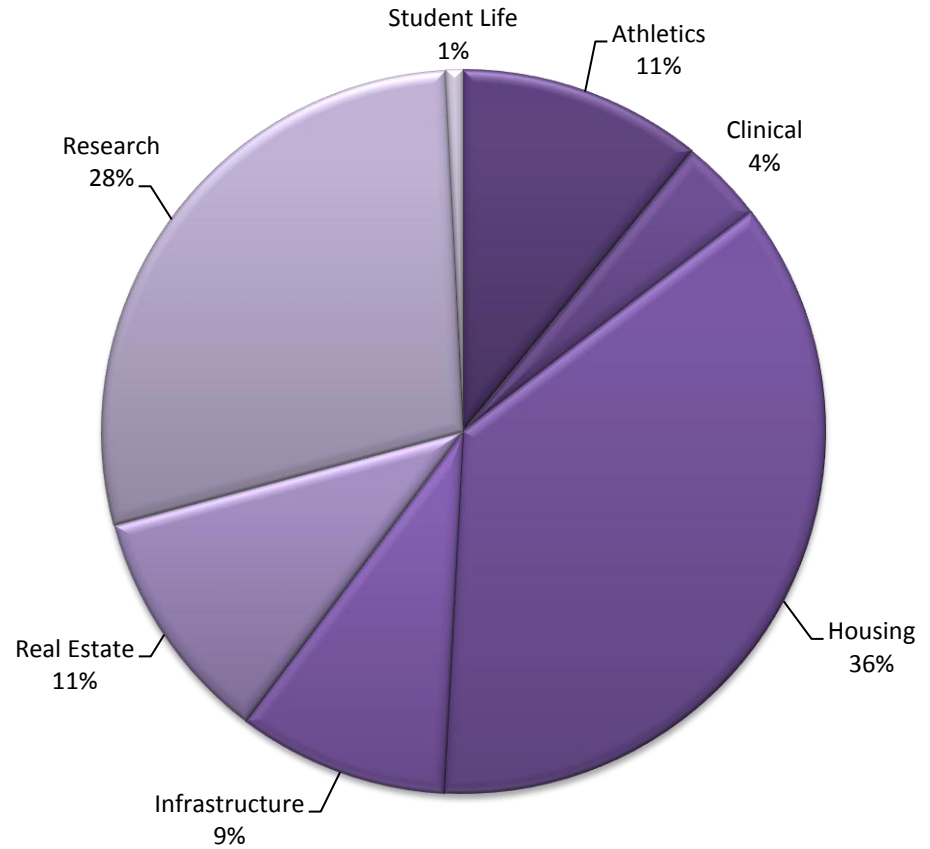
Potential UW 2011- 2021 Debt-Funded Projects

Fund Source



\$1,895M

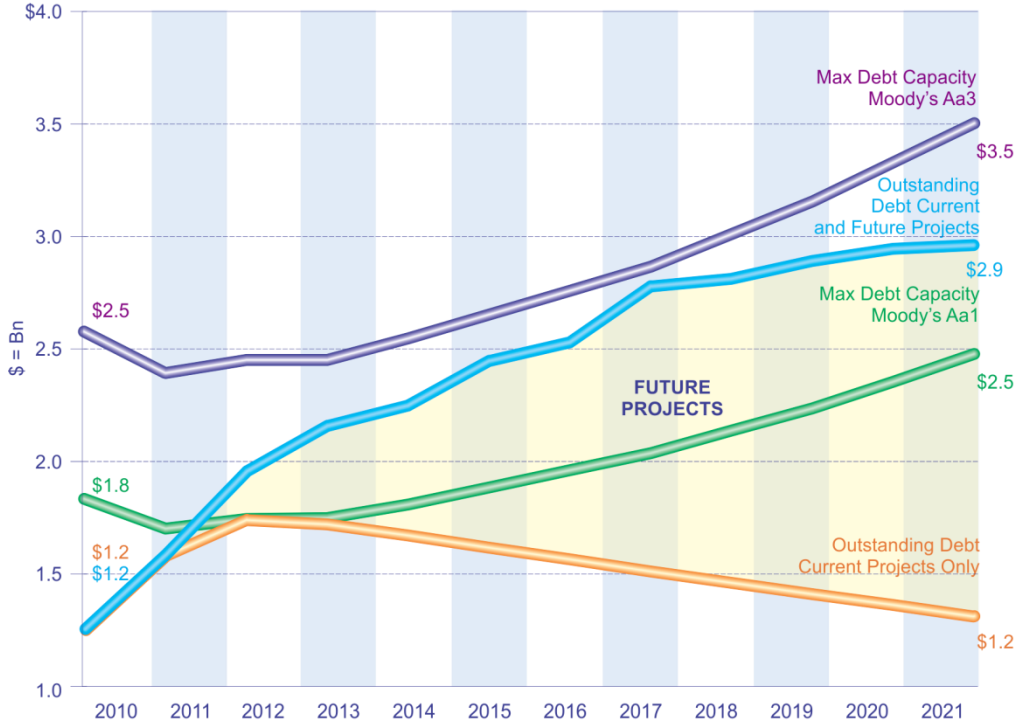
Program



\$1,895M

UW Debt Capacity Overview

Debt Capacity Boundary Analysis 2010–2021
Key Ratio: Expendable Resources to Debt



Outstanding Debt by Mission 2011–2021
\$ = MM

	2011	2012	2013	2014	2015	2016	2017	2018	2019	2020	2021
Education	\$337	\$345	\$353	\$359	\$363	\$363	\$362	\$368	\$388	\$414	\$414
Research	480	481	471	484	613	643	843	824	800	777	753
Service	689	1,065	1,276	1,353	1,425	1,480	1,539	1,588	1,675	1,728	1,768
Total	\$1,506	\$1,891	\$2,101	\$2,195	\$2,401	\$2,487	\$2,745	\$2,780	\$2,862	\$2,919	\$2,935

Future Debt Funded Projects 2011–2021
\$ = MM

Project Name	Mission	Borrowing Amount	FY Issued
Major Infrastructure Upgrade Projects	Education	\$7,500	2014–2015
Enterprise Information System	Education	\$125,000	2012–2021
Sand Point Building 5–Archival Storage	Education	\$5,000	2011–2013
		\$137,500	
Global Public Health, Nursing & Pharmacy Research Center	Research	\$60,000	2014–2017
Health and Life Sciences Core Research Facilities	Research	\$120,000	2012–2018
Innovation Collaboration Center–West of 15th Ave	Research	\$50,000	2018–2020
South Lake Union Phase 3.2	Research	\$134,200	2015
South Lake Union Phase 3.3	Research	\$173,500	2017
		\$537,700	
Husky Stadium Renovation	Service	\$206,000	2012–2013
Intellectual House	Service	\$3,000	2012
Metropolitan Tract Recapitalization	Service	\$200,000	2017–2021
Student Housing–Lander Replacement	Service	\$77,000	2012–2013
Student Housing–Site 29W–Mercer Hall	Service	\$108,000	2012–2013
Student Housing–Site 30W	Service	\$60,500	2014–2015
Student Housing–Terry Renovation	Service	\$60,000	2014–2015
Student Housing–Terry Addition	Service	\$24,000	2014–2015
UWMC Expansion Phase 2	Service	\$71,000	2014–2015
UW Bothell Housing Acquisition	Service	\$14,000	2013
Daycare Center Expansion	Service	\$4,500	2016
Rainier Vista Triangle Garage Improvements	Service	\$25,000	2020–2021
Student Housing–Haggett Renovation	Service	\$74,000	2018–2019
Student Housing–Hansee Renovation	Service	\$49,000	2020–2021
Student Housing–McCarty Renovation	Service	\$65,000	2018–2019
Student Housing–McMahon Renovation	Service	\$99,000	2016–2017
Student Housing–New Center	Service	\$56,000	2016–2017
UW Seattle Structured Parking	Service	\$16,000	2016–2017
UW Tacoma Student Union–Phase 1	Service	\$7,500	2020–2021
		\$1,219,500	
Grand Total		\$1,894,700	

UW 10 Year Capital Plan - Investment Projections - Working Draft

Draft Update November 15, 2010

\$ in Thousands (,000)

Proposed Investment	Potential 2011-2013 Capital by Fund Source						Potential 2013-2021 Capital by Fund Source						Total Proposed Capital 2011-2021	
	State Funds	UW Building Account	Local Funds	Donor	Central Debt	Non-Central Debt	State Funds	UW Building Account	Local Funds	Grant Funds	Donor	Central Debt		Non-Central Debt
Major Infrastructure - Eco-District Energy Enterprise	-	-	500	-	-	-	-	-	5,000	5,000	-	-	-	10,500
Major Infrastructure - Grey Water District/Clean Stormwater Technology	-	-	250	-	-	-	-	-	2,000	2,000	-	-	-	4,250
Major Infrastructure - SMART Campus	-	-	250	-	-	-	-	-	2,000	10,000	-	-	-	12,250
Major Infrastructure Upgrade Projects	-	-	250	-	-	-	46,500	-	-	20,000	-	7,500	-	74,250
Minor Capital Repair - Infrastructure and Program Improvements	61,150	47,800	-	-	-	-	220,400	197,900	-	-	-	-	-	527,250
UW High Voltage Infrastructure Improvement Project	4,850	-	-	-	-	-	-	-	-	-	-	-	-	4,850
Strategic Real Estate Investment	-	-	10,000	-	-	-	-	-	40,000	-	-	-	-	50,000
UW College of Arts & Sciences Precinct Plan	-	-	100	-	-	-	-	-	-	-	-	-	-	100
UW College of Engineering Precinct Plan	-	-	100	-	-	-	-	-	-	-	-	-	-	100
UW Health / Life Sciences Plan	-	-	250	-	-	-	-	-	500	-	-	-	-	750
UW Seattle Master Infrastructure Plan	-	-	250	-	-	-	-	-	500	-	-	-	-	750
West of 15th Avenue Plan - Eco District Development	-	-	250	-	-	-	-	-	-	2,500	-	-	-	2,750
Subtotal Wave I	66,000	47,800	12,200	-	-	-	266,900	197,900	50,000	39,500	-	7,500	-	687,800
Total Wave I	66,000	47,800	12,200	-	-	-	266,900	197,900	50,000	39,500	-	7,500	-	687,800

Anderson Hall Renovation	2,500	-	-	-	-	-	19,050	-	-	-	-	-	-	21,550
Biological & Environmental Sciences Building	-	-	250	-	-	-	-	-	-	60,000	119,750	-	-	180,000
College of Engineering Academic Building - Renovation	-	-	-	-	-	-	25,000	-	-	-	-	-	-	25,000
Denny Hall Renovation	54,615	-	-	-	-	-	-	-	-	-	-	-	-	54,615
Enterprise Information System	-	-	-	-	25,000	-	-	-	-	-	-	100,000	-	125,000
Global Public Health, Nursing & Pharmacy Research Center	-	-	-	-	-	-	-	-	-	-	60,000	60,000	-	120,000
Gould Hall Court Addition	-	-	-	-	-	-	-	-	-	-	5,000	-	-	5,000
Health and Life Sciences Core Research Facilities	-	-	-	-	20,000	-	-	-	-	-	-	100,000	-	120,000
Health Sciences Teaching Building	-	-	-	-	-	-	135,000	-	-	-	-	-	-	135,000
Intellectual House	2,700	-	-	5,000	3,000	-	-	-	-	-	-	-	-	10,700
Husky Stadium	-	-	-	44,000	-	206,000	-	-	-	-	-	-	-	250,000
Hutchinson Hall Renovation	-	-	-	-	-	-	30,000	-	-	-	-	-	-	30,000
Innovation Collaboration Center - West of 15th Ave	-	-	-	-	-	-	-	-	-	-	70,000	50,000	-	120,000
Interdisciplinary Research Center - West of 15th Ave	-	-	250	250	-	-	-	-	-	35,000	-	-	-	35,500
Lewis Hall Renovation	23,130	-	-	-	-	-	-	-	-	-	-	-	-	23,130
Metropolitan Tract Recapitalization	-	-	-	-	-	-	-	-	-	-	-	-	200,000	200,000
Miller Hall Renovation	4,000	-	-	-	-	-	40,000	-	-	-	-	-	-	44,000
Molecular Engineering Phase 2	-	-	-	-	-	-	-	-	-	30,000	33,300	-	-	63,300
Odegaard Undergraduate Learning Center Phase 1	19,500	-	-	-	-	-	-	-	-	-	-	-	-	19,500
Odegaard Undergraduate Learning Center Phase 2	-	-	-	-	-	-	19,500	-	-	-	-	-	-	19,500
Sand Point Building 5 - Archival Storage	-	-	-	-	5,000	-	-	-	-	-	-	-	-	5,000
Sand Point Building 5 - Freezer Farm	-	-	-	-	-	-	-	-	5,000	-	-	-	-	5,000
Sound Transit Overpass - University of Washington Station	-	-	4,000	-	-	-	-	-	-	-	-	-	-	4,000
South Lake Union Phase 3.2	-	-	-	-	-	-	-	-	12,800	-	-	-	134,200	147,000
South Lake Union Phase 3.3	-	-	-	-	-	-	-	-	16,500	-	-	-	173,500	190,000
Student Housing - Lander Replacement	-	-	-	-	-	77,000	-	-	-	-	-	-	-	77,000
Student Housing - Site 29W - Mercer Hall	-	-	-	-	-	108,000	-	-	-	-	-	-	-	108,000
Student Housing - Site 30W	-	-	-	-	-	-	-	-	-	-	-	-	60,500	60,500
Student Housing - Terry Renovation	-	-	-	-	-	-	-	-	-	-	-	-	60,000	60,000
Student Housing - Terry Addition	-	-	-	-	-	-	-	-	-	-	-	-	24,000	24,000
UW Bothell Student Housing Project	-	-	-	-	-	14,000	-	-	-	-	-	-	-	14,000
UW Bothell Major Infrastructure Projects	-	-	-	-	-	-	10,500	-	-	-	-	-	-	10,500
UW Bothell Phase 3	62,850	-	-	-	-	-	-	-	-	-	-	-	-	62,850
UW Medicine/Northwest Affiliation	-	-	-	-	-	-	-	-	-	-	-	-	-	-
UW Tacoma Major Infrastructure Projects	-	-	-	-	-	-	15,500	-	-	15,000	-	-	-	30,500
UW Tacoma Land Acquisition/Remediation	5,000	-	-	-	-	-	20,000	-	-	25,000	-	-	-	50,000
UWMC Expansion Phase 2	-	-	-	-	-	-	-	-	26,000	-	-	-	71,000	97,000
UWPD Relocation	-	-	10,000	-	-	-	-	-	-	-	-	-	-	10,000
Subtotal Wave II	174,295	-	14,500	49,250	53,000	405,000	314,550	-	60,300	165,000	288,050	310,000	723,200	2,557,145
Cumulative Total (Wave I + II)	240,295	47,800	26,700	49,250	53,000	405,000	581,450	197,900	110,300	204,500	288,050	317,500	723,200	3,244,945

Baseball Stadium	-	-	-	-	-	-	-	-	-	-	18,000	-	-	18,000
College of Arts & Sciences Academic Building - Renovation	-	-	-	-	-	-	48,000	-	-	-	-	-	-	48,000
Daycare Center Expansion	-	-	-	-	-	-	-	-	-	-	-	4,500	-	4,500
Eagleson Hall Renovation	-	-	-	-	-	-	12,000	-	-	-	-	-	-	12,000
Fine Arts Center & Library	-	-	-	-	-	-	-	-	-	-	65,000	-	-	65,000
Rainier Vista Triangle Garage Improvements	-	-	-	-	-	-	-	-	-	-	-	-	25,000	25,000
Student Housing - Haggett Renovation	-	-	-	-	-	-	-	-	-	-	-	-	74,000	74,000
Student Housing - Hansee Renovation	-	-	-	-	-	-	-	-	-	-	-	-	49,000	49,000
Student Housing - McCarty Renovation	-	-	-	-	-	-	-	-	-	-	-	-	65,000	65,000
Student Housing - McMahon Renovation	-	-	-	-	-	-	-	-	-	-	-	-	99,000	99,000
Student Housing - New Center	-	-	-	-	-	-	-	-	-	-	-	-	56,000	56,000
UW Bothell Phase 4	-	-	-	-	-	-	68,000	-	-	-	-	-	-	68,000
UW Seattle Structured Parking	-	-	-	-	-	-	-	-	-	-	-	-	16,000	16,000
UW Tacoma Phase 4	-	-	-	-	-	-	79,500	-	-	-	-	-	-	79,500
UW Tacoma Student Union - Phase 1	-	-	-	-	-	-	-	-	-	-	-	7,500	-	7,500
Subtotal Wave III	-	-	-	-	-	-	207,500	-	-	-	83,000	12,000	384,000	686,500
Cumulative Total (Wave I + II + III)	240,295	47,800	26,700	49,250	53,000	405,000	788,950	197,900	110,300	204,500	371,050	329,500	1,107,200	3,931,445