

VII. STANDING COMMITTEES

B. Finance, Audit and Facilities Committee

Grant and Contract Awards Summary – September, 2010

RECOMMENDED ACTION:

It is the recommendation of the administration and the Finance, Audit and Facilities Committee that the Board of Regents accept the Grant and Contract Awards as presented in the attached reports.

*Attachment*

Grant and Contract Awards Summary for September, 2010

---

---

# **Grant and Contract Awards Summary**

**to**

**The Board of Regents**

**of the**

**University of Washington**

**for**

**September 2010**

**Office of Research**

**Office of Sponsored Programs**

---

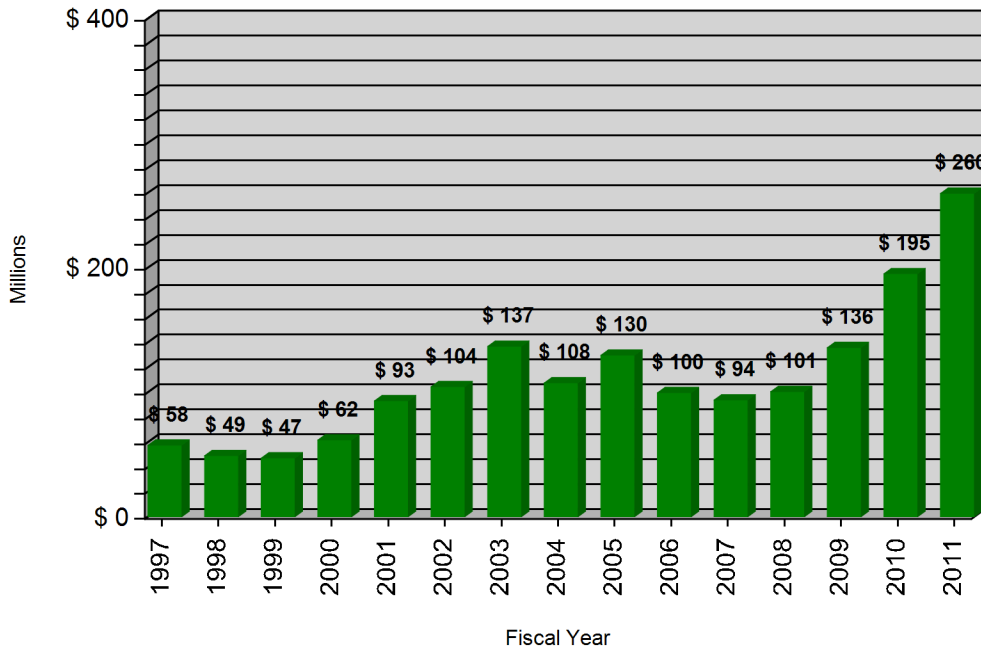
---

---

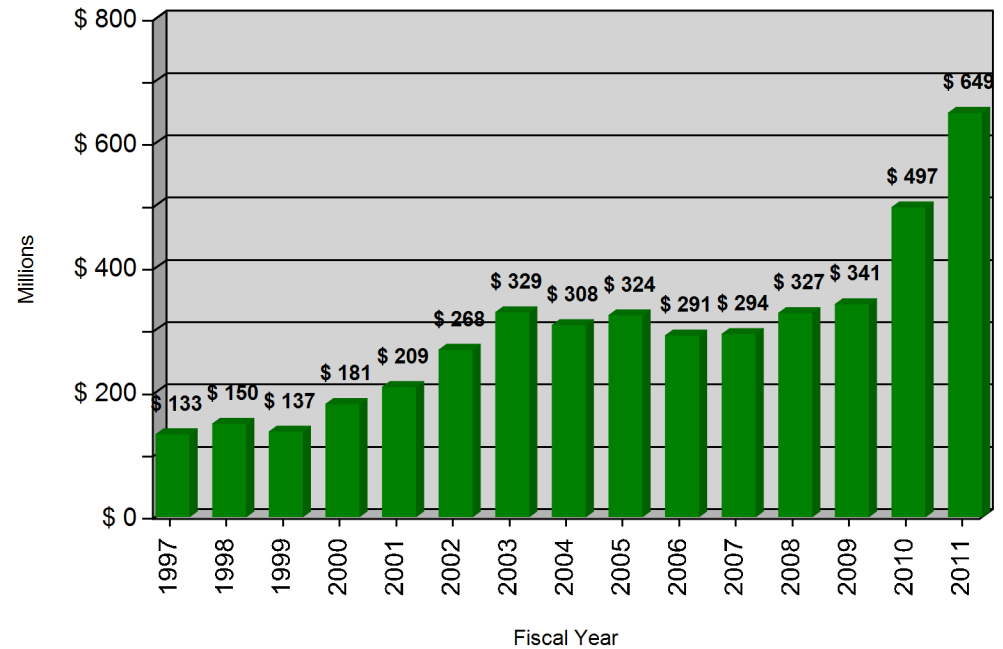
## Table of Contents

Graphical Summary of Award Activity	3
Summary of Grant and Contract Awards	4
Comparison of Grants and Contract Awards by Agency	5
Comparison of Grants and Contract Awards by School/College	6
Summary of Grant Awards – Excluding Private Awards	8
Summary of Grant Awards - Private Awards	9
Summary of Contract Awards	10
Report of Grant & Contract Awards over \$1,000,000	11

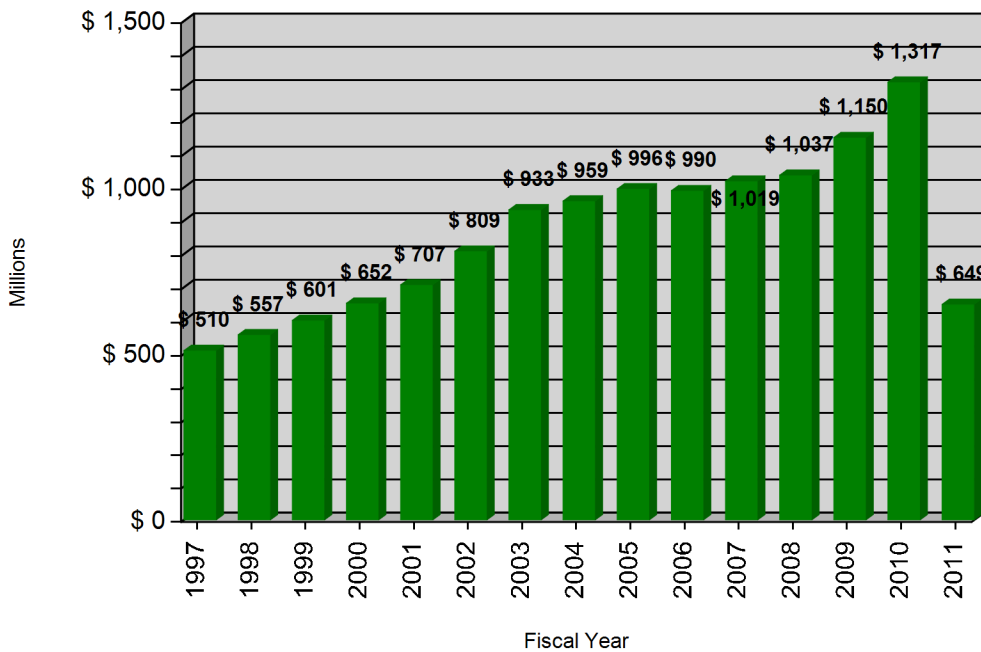
**September Only**  
**Comparison of Grant & Contract Awards**



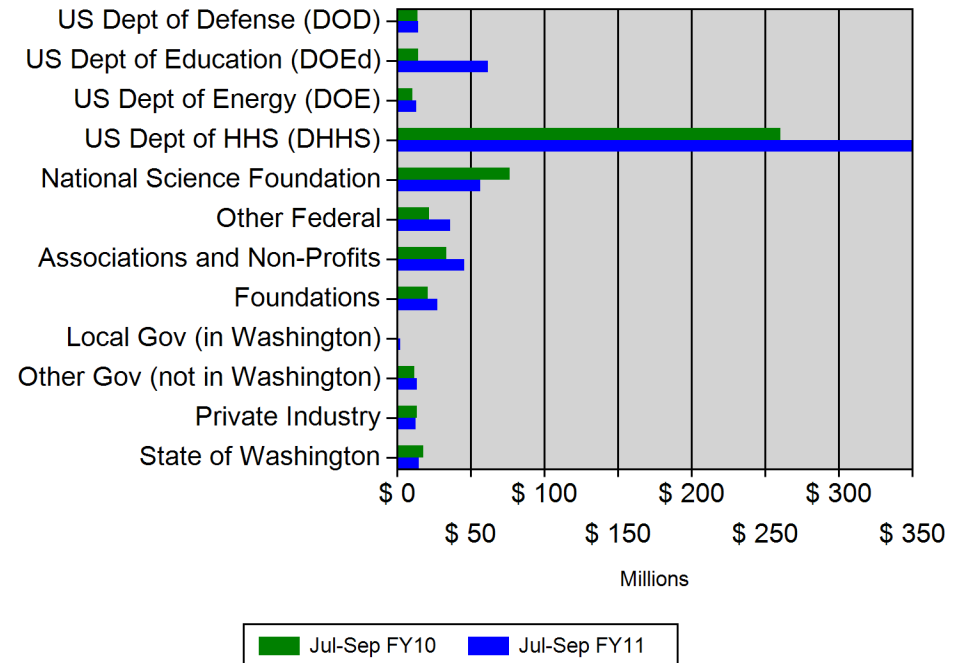
**Fiscal Year to Date**  
**Comparison of Grant & Contract Awards**



**Complete Fiscal Year**  
**Comparison of Grant & Contract Awards**



**Fiscal Year to Date**  
**Two-Year Comparison of Grant and Contract Awards**



---

---

**Summary of Grant and Contract Awards**

Fiscal Year 2010-2011

---

<b>Month</b>	<b>RESEARCH AND OTHER</b>		<b>TRAINING</b>		<b>Total Grants and Contracts</b>
	<b>Federal</b>	<b>Non-Federal</b>	<b>Federal</b>	<b>Non-Federal</b>	
July	\$ 116,733,700	\$ 35,331,350	\$ 15,457,740	\$ 2,100,929	\$ 169,623,700
August	\$ 177,960,700	\$ 29,958,070	\$ 11,027,470	\$ 547,136	\$ 219,493,300
September	\$ 163,780,900	\$ 43,734,420	\$ 46,816,820	\$ 5,296,927	\$ 259,629,000
<b>FY11 to Date</b>	<b>\$458,475,181</b>	<b>\$109,023,845</b>	<b>\$73,302,031</b>	<b>\$7,944,992</b>	<b>\$648,746,049</b>
<b>FY10 to Date</b>	<b>\$344,222,976</b>	<b>\$95,884,025</b>	<b>\$53,010,877</b>	<b>\$3,830,902</b>	<b>\$496,948,780</b>
<b>Over (Under) Previous Year</b>	<b>\$114,252,205</b>	<b>\$13,139,820</b>	<b>\$20,291,154</b>	<b>\$4,114,090</b>	<b>\$151,797,269</b>

*Assuming acceptance of all awards by the Board of Regents*

**Comparison of Grant and Contract Awards by Agency**

**Fiscal Years 2009-2010 and 2010-2011**

<b>Agency</b>	<b>Jul-Sep FY10</b>	<b>Jul-Sep FY11</b>
US Department of Defense (DOD)	\$ 13,880,762	\$ 14,355,601
US Department of Education (DOEd)	\$ 14,317,700	\$ 61,822,022
US Department of Energy (DOE)	\$ 10,416,628	\$ 13,175,461
US Department of Health and Human Services (DHHS)	\$ 260,486,279	\$ 349,646,916
National Science Foundation (NSF)	\$ 76,422,908	\$ 56,454,212
Other Federal	\$ 21,709,576	\$ 36,323,000
<b>Subtotal for Federal :</b>	<b>\$ 397,233,853</b>	<b>\$ 531,777,212</b>
Associations and Non-Profits	\$ 33,578,469	\$ 45,882,172
Foundations	\$ 21,074,406	\$ 27,476,227
Local Government (in Washington)	\$ 1,230,881	\$ 2,375,287
Other Government (not in Washington)	\$ 12,057,407	\$ 13,451,908
Private Industry	\$ 13,716,387	\$ 12,790,192
State of Washington	\$ 18,057,378	\$ 14,993,050
<b>Subtotal for Non-Federal :</b>	<b>\$ 99,714,927</b>	<b>\$ 116,968,837</b>
<b>Grand Total :</b>	<b>\$ 496,948,780</b>	<b>\$ 648,746,049</b>
<b>Amount of Increase (Decrease) :</b>		<b>\$ 151,797,269</b>
<b>Percent of Increase (Decrease) :</b>		<b>30.5 %</b>

*Assuming acceptance of all awards by the Board of Regents*

---

---

**Comparison of Grant and Contract Awards by School/College**Fiscal Years 2009-2010 and 2010-2011

---

School/College	Jul-Sep FY10	Jul-Sep FY11
<b>Upper Campus</b>		
Architecture and Urban Planning	\$ 258,050	\$ 1,595,904
Arts and Sciences	\$ 49,258,168	\$ 36,491,041
College of the Environment	\$ 13,645,725	\$ 29,624,643
Director of Libraries		\$ 113,381
Education	\$ 1,610,170	\$ 6,100,431
Educational Outreach		\$ 75,000
Engineering	\$ 39,664,476	\$ 46,168,921
Evans School of Public Affairs	\$ 668,805	\$ 1,270,069
Forest Resources	\$ 1,210,792	\$ 323,369
Foster School of Business	\$ 671,487	\$ 894,700
Graduate School	\$ 3,576,726	\$ 640,473
Information School	\$ 1,464,235	\$ 949,038
Law	\$ 211,634	\$ 1,380,616
Ocean and Fishery Sciences	\$ 24,650,280	\$ 12,568,514
Office of Research	\$ 12,918,910	\$ 26,913,233
Social Work	\$ 9,941,665	\$ 12,628,552
Undergraduate Education		\$ 341,438
VP Minority Affairs	\$ 4,010,618	\$ 6,597,431
VP Student Affairs	\$ 280,137	
VP Student Life	\$ 20,715	\$ 43,629,081
<b>Subtotal :</b>	<b>\$ 164,062,593</b>	<b>\$ 228,305,835</b>
<b>Health Sciences</b>		
Dentistry	\$ 4,112,278	\$ 1,740,249
Medicine	\$ 269,789,594	\$ 345,343,146
Nursing	\$ 9,732,391	\$ 10,550,875
Pharmacy	\$ 5,740,513	\$ 6,371,574
Public Health	\$ 33,256,669	\$ 43,674,217
<b>Subtotal :</b>	<b>\$ 322,631,445</b>	<b>\$ 407,680,060</b>
<b>Special Programs</b>		
Alcohol and Drug Abuse Institute	\$ 1,579,377	\$ 2,601,975
CHDD Administration	\$ 4,245,526	\$ 1,327,618
Regional Primate Center	\$ 3,312,054	\$ 6,553,080
<b>Subtotal :</b>	<b>\$ 9,136,957</b>	<b>\$ 10,482,673</b>
<b>Other UW Campuses</b>		
Bothell	\$ 1,039,821	\$ 1,197,891
Tacoma	\$ 77,964	\$ 1,079,589
<b>Subtotal :</b>	<b>\$ 1,117,785</b>	<b>\$ 2,277,480</b>

School/College	Jul-Sep FY10	Jul-Sep FY11
<b>Grand Total :</b>	\$ 496,948,780	\$ 648,746,049

*Assuming acceptance of all awards by the Board of Regents*



---

---

**Summary of Grant Awards****Fiscal Year 2010-2011***Excluding private awards from Foundations, Industry, Associations and Others*

---

<b>Month</b>	<b>RESEARCH AND OTHER</b>		<b>TRAINING</b>		<b>Total Grants</b>
	<b>Federal</b>	<b>Non-Federal</b>	<b>Federal</b>	<b>Non-Federal</b>	
July	\$ 110,707,300	\$ 3,759,472	\$ 15,393,240	\$ 1,192,557	\$ 131,052,500
August	\$ 173,709,400	\$ 3,816,791	\$ 11,027,470	\$ 202,523	\$ 188,756,200
September	\$ 160,858,900	\$ 11,810,130	\$ 46,627,480	\$ 4,129,317	\$ 223,425,800
<b>Year to Date</b>	<b>\$ 445,275,600</b>	<b>\$ 19,386,390</b>	<b>\$ 73,048,180</b>	<b>\$ 5,524,397</b>	<b>\$ 543,234,600</b>

---

*Assuming acceptance of all awards by the Board of Regents*

---

---

**Summary of Grant Awards****Fiscal Year 2010-2011***Private awards from Foundations, Industry, Associations and Others*

---

<b>Month</b>	<b>RESEARCH AND OTHER</b>	<b>TRAINING</b>	<b>Total Grants</b>
July	\$ 24,992,810	\$ 369,153	\$ 25,361,960
August	\$ 22,428,710	\$ 121,830	\$ 22,550,540
September	\$ 27,560,060	\$ 573,762	\$ 28,133,820
<b>Year to Date</b>	<b>\$ 74,981,580</b>	<b>\$ 1,064,745</b>	<b>\$ 76,046,320</b>

---

*Assuming acceptance of all awards by the Board of Regents*

---

---

**Summary of Contract Awards**

Fiscal Year 2010-2011

---

<b>Month</b>	<b>RESEARCH AND OTHER</b>		<b>TRAINING</b>		<b>Total Contracts</b>
	<b>Federal</b>	<b>Non-Federal</b>	<b>Federal</b>	<b>Non-Federal</b>	
July	\$ 6,026,372	\$ 6,579,072	\$ 64,500	\$ 539,219	\$ 13,209,160
August	\$ 4,251,216	\$ 3,712,571	\$ 0	\$ 222,783	\$ 8,186,570
September	\$ 2,921,990	\$ 4,364,239	\$ 189,348	\$ 593,848	\$ 8,069,425
<b>Year to Date</b>	<b>\$ 13,199,580</b>	<b>\$ 14,655,880</b>	<b>\$ 253,848</b>	<b>\$ 1,355,850</b>	<b>\$ 29,465,160</b>

---

*Assuming acceptance of all awards by the Board of Regents*

---

---

**Report of Grant and Contract Awards  
of \$1,000,000 or More**

**September 2010**

**Requiring action of  
The Board of Regents  
of the  
University of Washington**

**Office of Research  
Office of Sponsored Programs**

---

---

**Detail of Public Grant Awards**

**Federal**

**US Department of Health and Human Services (DHHS)**

**Health Resources and Services Administration (HRSA)**

To: King Holmes, Professor \$ 17,472,881  
Global Health

For: International AIDS Education and Training Center

Eff: 4/1/2010 Classified: No

**Total for Health Resources and Services Administration (HRSA): \$ 17,472,881**

**National Institutes of Health (NIH)**

To: Peter M Milgrom, Professor \$ 1,135,896  
Dental Pub Health Scis

For: Northwest/Alaska/Hawaii Center to Reduce Oral Health Disparities

Eff: 6/1/2010 Classified: No

To: Michael Gale, Associate Professor \$ 2,110,046  
Immunology

For: Immune Control of Flavivirus Infection

Eff: 5/1/2010 Classified: No

To: Bruce M. Psaty, Professor \$ 1,247,777  
Department Of Medicine

For: CHS Events Follow-Up Study

Eff: 6/1/2010 Classified: No

To: Robb Glenny, Professor \$ 1,045,774  
Department Of Medicine

For: Longitudinal Studies of HIV Associated Lung Infections and Complications

Eff: 9/1/2009 Classified: No

To: Charles E. Murry, Professor \$ 2,539,392  
Pathology

For: STEM CELLS AND CARDIOVASCULAR REPAIR

Eff: 6/1/2010 Classified: No

To: Gerald Van Belle, Professor Emeritus \$ 4,922,319  
Biostatistics

For: Resuscitation Outcomes Consortium (ROC) Data Coordinating Center

Eff: 3/1/2010 Classified: No

To: Gerald Van Belle, Professor Emeritus \$ 1,450,000  
Biostatistics

For: Resuscitation Outcomes Consortium (ROC) Data Coordinating Center

Eff: 5/17/2010 Classified: No

To: G Stamatoyannopoulos, Professor \$ 2,432,540  
Department Of Medicine

For: Stem Cell Gene Therapy for Hemoglobinopathies

Eff: 3/1/2010 Classified: No

**Detail of Public Grant Awards**

**Federal**

**US Department of Health and Human Services (DHHS)**

**National Institutes of Health (NIH)**

*National Center for Research Resources (NCRR)*

To: Gary Drobny, Professor \$ 2,660,500  
Chemistry

For: Acquisition of a 800 MHz NMR Spectrometer

Eff: 5/13/2010 Classified: No

*Total for National Center for Research Resources (NCRR):* \$ 2,660,500

*National Human Genome Research Institute (NHGRI)*

To: Robert H Waterston, Professor \$ 1,497,093  
Genome Sciences

For: Global Identification of transcribed elements in the C. elegans

Eff: 4/1/2010 Classified: No

*Total for National Human Genome Research Institute (NHGRI):* \$ 1,497,093

*National Institute of Child Health and Human Development (NICHD)*

To: G Stanley Mc Knight, Professor \$ 1,890,151  
Pharmacology

For: U54 Clinical and Basic Studies in Male Reproduction

Eff: 4/1/2010 Classified: No

To: William J Bremner, Professor \$ 1,846,715  
Department Of Medicine

For: Male Contraception Research Center Grant

Eff: 3/1/2010 Classified: No

*Total for National Institute of Child Health and Human Development (NICHD):* \$ 3,736,866

*National Institute of Dental and Craniofacial Research (NIDCR)*

To: Timothy De Rouen, Professor \$ 1,018,471  
Dental Pub Health Scis

For: Comprehensive Training in Oral Health Research

Eff: 7/1/2010 Classified: No

*Total for National Institute of Dental and Craniofacial Research (NIDCR):* \$ 1,018,471

**Total for National Institutes of Health (NIH):** \$ 25,796,674

**Total for US Department of Health and Human Services (DHHS):** \$ 43,269,555

**National Science Foundation (NSF)**

**National Science Foundation (NSF)**

To: Helene J. Obradovich, Director \$ 3,867,458  
Dean Grad School Admin

For: 09-10 NSF Graduate Research Fellowship

Eff: 6/1/2009 Classified: No

**Total for National Science Foundation (NSF):** \$ 3,867,458

**Total for National Science Foundation (NSF):** \$ 3,867,458

**Total for Federal:** \$ 47,137,013

**Total Public Grants:** 13 of 14 \$ 47,137,013

Detail of Contract Awards

Federal

---

<b>US Department of Health and Human Services (DHHS)</b>		
<b>National Institutes of Health (NIH)</b>		
To:	Michael J Gale, Associate Professor Immunology	\$ 2,181,933
For:	RIG-I-LIKE RECEPTORS AND NOVEL INNATE IMMUNE PATHWAYS FOR ADJUVANT DISCOVERY AND DEVELOPMENT	
Eff:	9/30/2009	Classified: No
<i>National Heart, Lung, and Blood Institute (NHLBI)</i>		
To:	Richard A Kronmal, Professor Biostatistics	\$ 2,095,389
For:	Multi-Ethnic Study of Atherosclerosis	
Eff:	12/21/1998	Classified: No
<i>Total for National Heart, Lung, and Blood Institute (NHLBI):</i>		<i>\$ 2,095,389</i>
<b>Total for National Institutes of Health (NIH):</b>		<b>\$ 4,277,322</b>
<b>Total for US Department of Health and Human Services (DHHS):</b>		<b>\$ 4,277,322</b>
<b>Total for Federal:</b>		<b>\$ 4,277,322</b>
<b>Total Contracts:</b>		<b>\$ 4,277,322</b>
<b>Grand Total for all Awards</b>		<b>\$ 51,414,335</b>