

VII. STANDING COMMITTEES

B. Finance, Audit and Facilities Committee

Grant and Contract Awards Summary – February and March, 2010

RECOMMENDED ACTION:

It is the recommendation of the administration and the Finance and Audit Committee that the Board of Regents accept the Grant and Contract Awards as presented on the attached list.

*Attachment*

Grant and Contract Awards Summary

Report of Grant and Contract Awards of \$1,000,000 or More

---

---

# **Grant and Contract Awards Summary**

**to**

**The Board of Regents**

**of the**

**University of Washington**

**for**

**February 2010**

**Office of Research**

**Office of Sponsored Programs**

---

---

---

---

**Summary of Grant and Contract Awards**Fiscal Year 2009-2010

---

Month	RESEARCH AND OTHER		TRAINING		Total Grants and Contracts
	Federal	Non-Federal	Federal	Non-Federal	
July	\$ 92,953,080	\$ 29,367,340	\$ 15,030,890	\$ 1,904,177	\$ 139,255,500
August	\$ 125,313,800	\$ 30,523,640	\$ 5,900,316	\$ 1,531,602	\$ 163,269,300
September	\$ 126,577,700	\$ 36,002,340	\$ 32,079,670	\$ 395,123	\$ 195,054,800
October	\$ 77,578,540	\$ 45,219,790	\$ 28,673,290	\$ 1,363,737	\$ 152,835,400
November	\$ 22,820,040	\$ 62,174,290	\$ 366,285	\$ 725,599	\$ 86,086,220
December	\$ 28,128,920	\$ 26,204,650	\$ 1,144,268	\$ 2,039,430	\$ 57,517,270
January	\$ 32,923,960	\$ 23,788,300	\$ 1,549,702	\$ 987,327	\$ 59,249,280
February	\$ 37,894,840	\$ 22,051,800	\$ 324,364	\$ 374,178	\$ 60,645,180
<b>FY10 to Date</b>	<b>\$544,190,859</b>	<b>\$275,332,142</b>	<b>\$85,068,784</b>	<b>\$9,321,173</b>	<b>\$913,912,958</b>
<b>FY09 to Date</b>	<b>\$440,746,877</b>	<b>\$215,933,092</b>	<b>\$36,867,182</b>	<b>\$13,381,803</b>	<b>\$706,928,954</b>
<b>Over (Under) Previous Year</b>	<b>\$103,443,982</b>	<b>\$59,399,050</b>	<b>\$48,201,602</b>	<b>(\$4,060,630)</b>	<b>\$206,984,004</b>

*Assuming acceptance of all awards by the Board of Regents*

---

---

**Comparison of Grant and Contract Awards by Agency****Fiscal Years 2008-2009 and 2009-2010**

---

<b>Agency</b>	<b>Jul-Feb FY09</b>	<b>Jul-Feb FY10</b>
US Department of Defense (DOD)	\$ 44,954,601	\$ 40,136,208
US Department of Education (DOEd)	\$ 19,418,108	\$ 16,413,667
US Department of Energy (DOE)	\$ 12,081,032	\$ 17,895,440
US Department of Health and Human Services (DHHS)	\$ 287,977,487	\$ 414,279,300
National Science Foundation (NSF)	\$ 65,737,486	\$ 96,732,360
Other Federal	\$ 47,445,345	\$ 43,802,668
<b>Subtotal for Federal :</b>	<b>\$ 477,614,059</b>	<b>\$ 629,259,643</b>
Associations and Non-Profits	\$ 78,174,182	\$ 133,472,441
Foundations	\$ 59,353,729	\$ 48,853,851
Local Government (in Washington)	\$ 5,191,138	\$ 3,506,113
Other Government (not in Washington)	\$ 25,448,583	\$ 37,174,931
Private Industry	\$ 28,377,651	\$ 33,389,533
State of Washington	\$ 32,769,613	\$ 28,256,448
<b>Subtotal for Non-Federal :</b>	<b>\$ 229,314,895</b>	<b>\$ 284,653,315</b>
<b>Grand Total :</b>	<b>\$ 706,928,954</b>	<b>\$ 913,912,958</b>
<b>Amount of Increase (Decrease) :</b>		<b>\$ 206,984,004</b>
<b>Percent of Increase (Decrease) :</b>		<b>29.3 %</b>

*Assuming acceptance of all awards by the Board of Regents*

**Comparison of Grant and Contract Awards by School/College**

**Fiscal Years 2008-2009 and 2009-2010**

<b>School/College</b>	<b>Jul-Feb FY09</b>	<b>Jul-Feb FY10</b>
<b>Upper Campus</b>		
Architecture and Urban Planning	\$ 1,526,544	\$ 761,430
Arts and Sciences	\$ 65,191,697	\$ 74,635,400
College of the Environment	\$ 24,000	\$ 27,334,410
Director of Libraries	\$ 6,860,485	\$ 132,000
Education	\$ 9,057,292	\$ 3,958,976
Educational Outreach	\$ 96,400	\$ 100,000
Engineering	\$ 58,356,870	\$ 69,345,518
Evans School of Public Affairs	\$ 2,466,013	\$ 1,194,988
Executive Vice President	\$ 621,238	
Forest Resources	\$ 6,468,373	\$ 1,874,103
Foster School of Business	\$ 770,000	\$ 1,456,477
Graduate School	\$ 4,436,854	\$ 3,802,291
Information School	\$ 4,873,483	\$ 5,965,224
Law	\$ 1,653,453	\$ 1,350,056
Ocean and Fishery Sciences	\$ 63,393,906	\$ 79,809,120
Office of Research	\$ 16,601,797	\$ 31,602,252
Provost	\$ 112,947	
Social Work	\$ 9,700,450	\$ 16,489,564
Undergraduate Education	\$ 234,944	\$ 213,373
VP Educational Partnerships	\$ 30,000	
VP Minority Affairs	\$ 6,612,603	\$ 5,338,505
VP Student Affairs		\$ 280,137
VP Student Life		\$ 20,715
<b>Subtotal :</b>	<b>\$ 259,089,348</b>	<b>\$ 325,664,540</b>
<b>Health Sciences</b>		
Dentistry	\$ 6,509,505	\$ 5,158,514
Medicine	\$ 348,778,724	\$ 480,629,580
Nursing	\$ 8,436,611	\$ 12,367,555
Pharmacy	\$ 7,120,375	\$ 12,300,621
Public Health	\$ 47,232,843	\$ 57,638,963
<b>Subtotal :</b>	<b>\$ 418,078,057</b>	<b>\$ 568,095,233</b>
<b>Special Programs</b>		
Alcohol and Drug Abuse Institute	\$ 2,127,747	\$ 2,806,563
CHDD Administration	\$ 5,061,478	\$ 5,916,823
Regional Primate Center	\$ 18,862,641	\$ 9,028,403
<b>Subtotal :</b>	<b>\$ 26,051,866</b>	<b>\$ 17,751,789</b>
<b>Other UW Campuses</b>		
Bothell	\$ 3,198,925	\$ 1,959,596

School/College		Jul-Feb FY09	Jul-Feb FY10
<b>Other UW Campuses</b>	Tacoma	\$ 510,758	\$ 441,800
	<b>Subtotal :</b>	<b>\$ 3,709,683</b>	<b>\$ 2,401,396</b>
	<b>Grand Total :</b>	<b>\$ 706,928,954</b>	<b>\$ 913,912,958</b>

*Assuming acceptance of all awards by the Board of Regents*

---

---

**Summary of Grant Awards****Fiscal Year 2009-2010***Excluding private awards from Foundations, Industry, Associations and Others*

---

<b>Month</b>	<b>RESEARCH AND OTHER</b>		<b>TRAINING</b>		<b>Total Grants</b>
	<b>Federal</b>	<b>Non-Federal</b>	<b>Federal</b>	<b>Non-Federal</b>	
July	\$ 91,428,820	\$ 4,713,717	\$ 15,030,890	\$ 955,270	\$ 112,128,700
August	\$ 119,211,600	\$ 10,426,390	\$ 5,900,316	\$ 998,571	\$ 136,536,800
September	\$ 118,584,700	\$ 3,668,856	\$ 31,878,100	\$ 155,656	\$ 154,287,300
October	\$ 72,006,290	\$ 9,217,262	\$ 28,673,290	\$ 172,632	\$ 110,069,500
November	\$ 16,219,290	\$ 4,912,430	\$ 366,285	\$ 89,960	\$ 21,587,960
December	\$ 25,204,060	\$ 5,145,988	\$ 1,144,268	\$ 304,160	\$ 31,798,470
January	\$ 30,542,890	\$ 2,732,340	\$ 1,549,702	\$ 0	\$ 34,824,930
February	\$ 36,038,910	\$ 4,135,784	\$ 324,364	\$ 12,364	\$ 40,511,420
<b>Year to Date</b>	<b>\$ 509,236,500</b>	<b>\$ 44,952,760</b>	<b>\$ 84,867,220</b>	<b>\$ 2,688,613</b>	<b>\$ 641,745,100</b>

---

*Assuming acceptance of all awards by the Board of Regents*

---

---

**Summary of Grant Awards****Fiscal Year 2009-2010***Private awards from Foundations, Industry, Associations and Others*

---

<b>Month</b>	<b>RESEARCH AND OTHER</b>	<b>TRAINING</b>	<b>Total Grants</b>
July	\$ 13,082,960	\$ 64,396	\$ 13,147,360
August	\$ 13,285,460	\$ 304,231	\$ 13,589,690
September	\$ 26,139,530	\$ 239,467	\$ 26,378,990
October	\$ 29,279,210	\$ 567,213	\$ 29,846,420
November	\$ 47,961,170	\$ 201,993	\$ 48,163,160
December	\$ 14,214,130	\$ 1,045,878	\$ 15,260,010
January	\$ 13,969,570	\$ 345,609	\$ 14,315,180
February	\$ 14,394,380	\$ 226,120	\$ 14,620,500
<b>Year to Date</b>	<b>\$ 172,326,400</b>	<b>\$ 2,994,907</b>	<b>\$ 175,321,300</b>

---

*Assuming acceptance of all awards by the Board of Regents*



---

---

**Summary of Contract Awards**

Fiscal Year 2009-2010

---

<b>Month</b>	<b>RESEARCH AND OTHER</b>		<b>TRAINING</b>		<b>Total Contracts</b>
	<b>Federal</b>	<b>Non-Federal</b>	<b>Federal</b>	<b>Non-Federal</b>	
July	\$ 1,524,264	\$ 11,570,660	\$ 0	\$ 884,511	\$ 13,979,440
August	\$ 6,102,208	\$ 6,811,787	\$ 0	\$ 228,800	\$ 13,142,800
September	\$ 7,993,044	\$ 6,193,956	\$ 201,565	\$ 0	\$ 14,388,560
October	\$ 5,572,260	\$ 6,723,323	\$ 0	\$ 623,892	\$ 12,919,470
November	\$ 6,600,753	\$ 9,300,686	\$ 0	\$ 433,646	\$ 16,335,080
December	\$ 2,924,862	\$ 6,844,534	\$ 0	\$ 689,392	\$ 10,458,790
January	\$ 2,381,065	\$ 7,086,389	\$ 0	\$ 641,718	\$ 10,109,170
February	\$ 1,855,925	\$ 3,521,629	\$ 0	\$ 135,694	\$ 5,513,249
<b>Year to Date</b>	<b>\$ 34,954,380</b>	<b>\$ 58,052,970</b>	<b>\$ 201,565</b>	<b>\$ 3,637,653</b>	<b>\$ 96,846,570</b>

---

*Assuming acceptance of all awards by the Board of Regents*

---

---

**Report of Grant and Contract Awards  
of \$1,000,000 or More**

**February 2010**

**Requiring action of  
The Board of Regents  
of the  
University of Washington**

**Office of Research  
Office of Sponsored Programs**

---

---

**Detail of Public Grant Awards**

**Federal**

---

**US Department of Defense (DOD)**

**Office of Naval Research (ONR)**

To: James A Mercer, Apl-principal Physicist \$ 1,198,496  
 Applied Physics Laboratory  
 For: North Pacific Laboratory  
 Eff: 4/15/2008 Classified: No

**Total for Office of Naval Research (ONR): \$ 1,198,496**

**Total for US Department of Defense (DOD): \$ 1,198,496**

**US Department of Health and Human Services (DHHS)**

**National Institutes of Health (NIH)**

To: Mary-claire King, Professor \$ 1,776,372  
 Department of Medicine  
 For: A Genomic Approach to Schizophrenia  
 Eff: 2/1/2010 Classified: No

**Total for National Institutes of Health (NIH): \$ 1,776,372**

**Total for US Department of Health and Human Services (DHHS): \$ 1,776,372**

**National Science Foundation (NSF)**

**National Science Foundation (NSF)**

To: Patricia Kuhl, Professor \$ 4,400,000  
 Department of Speech and Hearing Sciences  
 For: The LIFE Center: Learning in Informal and Formal Environments  
 Eff: 2/1/2010 Classified: No

**Total for National Science Foundation (NSF): \$ 4,400,000**

**Total for National Science Foundation (NSF): \$ 4,400,000**

**Total for Federal: \$ 7,374,868**

**Total Public Grants: \$ 7,374,868**

Detail of Private Grant Awards

Foundations

---

**Wallace H. Coulter Foundation**

To: Paul Yager, Chair \$ 1,000,000  
Bioengineering

For: UW Translational Research Partnerships in Biomedical Engineering

Eff: 12/15/2005 Classified: No

**Total for Wallace H. Coulter Foundation: \$ 1,000,000**

**Total for Foundations: \$ 1,000,000**

**Total Private Grants: \$ 1,000,000**

**Detail of Contract Awards**

**Associations and Non-Profits**

---

**Consortium for Ocean Leadership, Inc.**

To: John R. Delaney, Professor \$ 4,705,477  
School of Oceanography

For: Ocean Observatories Initiative: Regional Scale Nodes

Eff: 9/1/2009 Classified: No

**Total for Consortium for Ocean Leadership, Inc.:** \$ 4,705,477

**Total for Associations and Non-Profits:** \$ 4,705,477

**Other Government (not in Washington)**

---

**Oregon Department of Human Services**

To: Michael Arthur, Research Associate Professor \$ 2,125,000  
School of Social Work

For: Evaluation of Oregon's SPF-SIG Program

Eff: 11/5/2009 Classified: No

**Total for Oregon Department of Human Services:** \$ 2,125,000

**Total for Other Government (not in Washington):** \$ 2,125,000

**Total Contracts:** \$ 6,830,477

**Grand Total for all Awards** \$ 15,205,345

---

---

# **Grant and Contract Awards Summary**

**to**

**The Board of Regents**

**of the**

**University of Washington**

**for**

**March 2010**

**Office of Research**

**Office of Sponsored Programs**

---

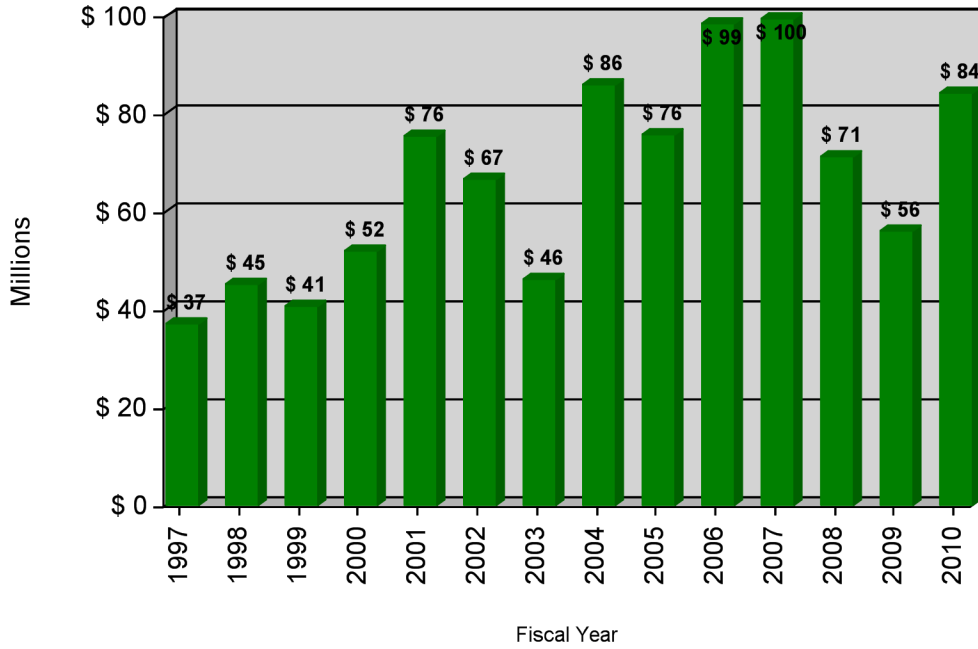
---

---

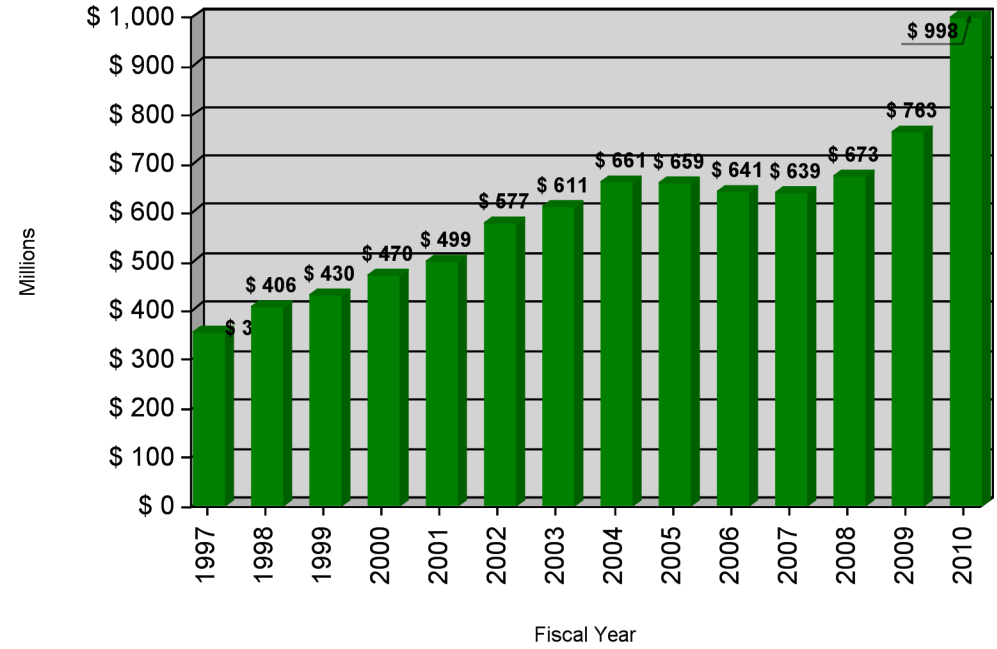
## Table of Contents

Graphical Summary of Award Activity	3
Summary of Grant and Contract Awards	4
Comparison of Grants and Contract Awards by Agency	5
Comparison of Grants and Contract Awards by School/College	6
Summary of Grant Awards – Excluding Private Awards	8
Summary of Grant Awards - Private Awards	9
Summary of Contract Awards	10
Report of Grant & Contract Awards over \$1,000,000	11

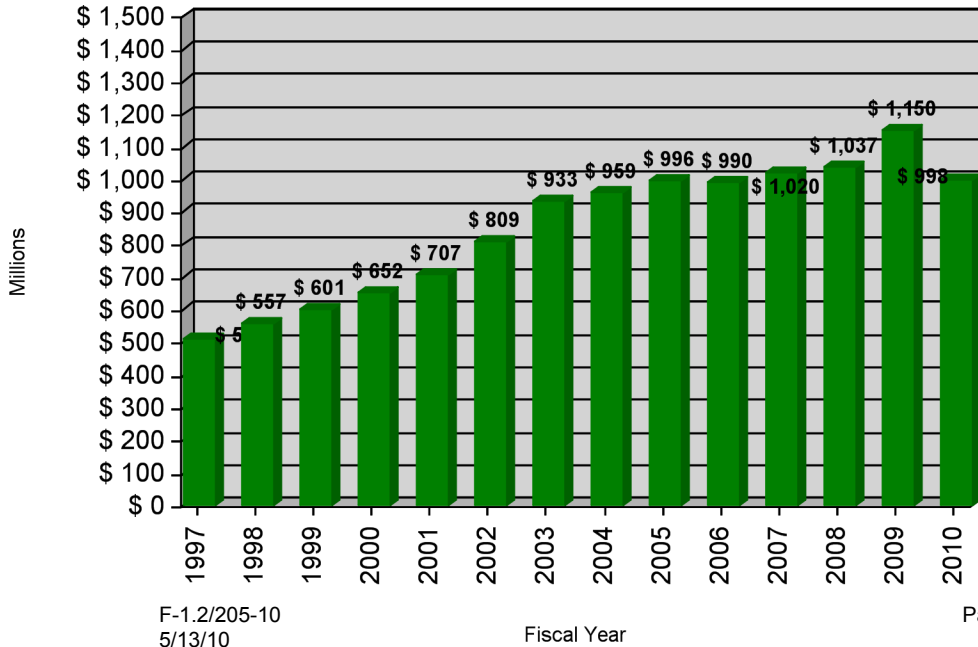
**March Only**  
Comparison of Grant & Contract Awards



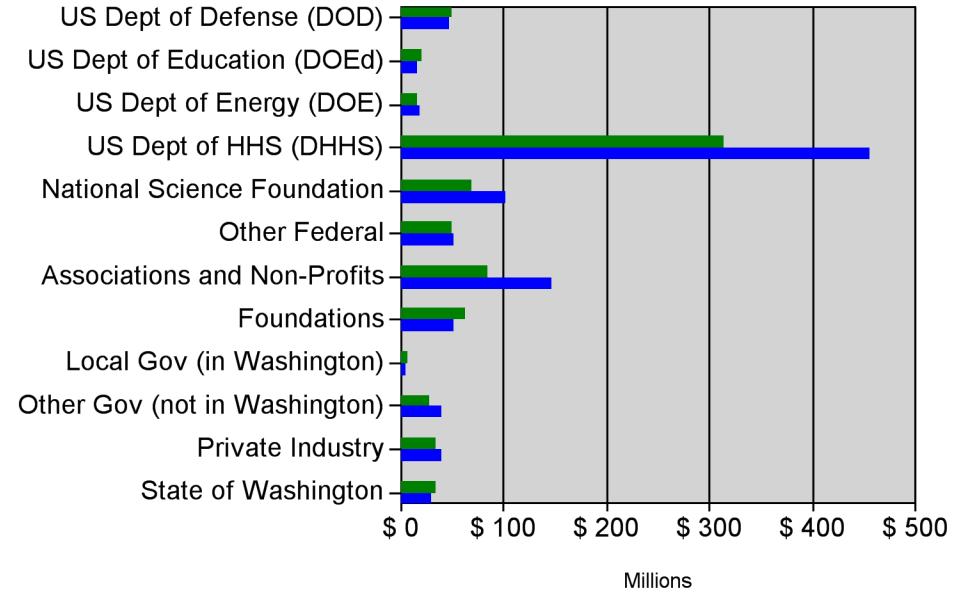
**Fiscal Year to Date**  
Comparison of Grant & Contract Awards



**Complete Fiscal Year**  
Comparison of Grant & Contract Awards



**Fiscal Year to Date**  
Two-Year Comparison of Grant and Contract Awards





---

---

**Summary of Grant and Contract Awards****Fiscal Year 2009-2010**

---

<b>Month</b>	<b>RESEARCH AND OTHER</b>		<b>TRAINING</b>		<b>Total Grants and Contracts</b>
	<b>Federal</b>	<b>Non-Federal</b>	<b>Federal</b>	<b>Non-Federal</b>	
July	\$ 92,331,480	\$ 29,367,440	\$ 15,030,890	\$ 1,904,177	\$ 138,634,000
August	\$ 125,313,800	\$ 30,523,640	\$ 5,900,316	\$ 1,531,602	\$ 163,269,300
September	\$ 126,577,700	\$ 36,002,340	\$ 32,079,670	\$ 395,123	\$ 195,054,800
October	\$ 77,578,540	\$ 45,219,790	\$ 28,673,290	\$ 1,363,737	\$ 152,835,400
November	\$ 22,820,040	\$ 62,174,290	\$ 366,285	\$ 725,599	\$ 86,086,220
December	\$ 28,128,920	\$ 26,204,650	\$ 1,144,268	\$ 2,039,430	\$ 57,517,270
January	\$ 32,923,960	\$ 23,788,300	\$ 1,549,702	\$ 987,327	\$ 59,249,280
February	\$ 37,894,840	\$ 22,051,800	\$ 324,364	\$ 374,178	\$ 60,645,180
March	\$ 55,917,460	\$ 24,811,290	\$ 3,171,296	\$ 415,867	\$ 84,315,910
<b>FY10 to Date</b>	<b>\$599,486,723</b>	<b>\$300,143,533</b>	<b>\$88,240,080</b>	<b>\$9,737,040</b>	<b>\$997,607,376</b>
<b>FY09 to Date</b>	<b>\$475,657,115</b>	<b>\$233,869,994</b>	<b>\$40,052,942</b>	<b>\$13,484,740</b>	<b>\$763,064,792</b>
<b>Over (Under) Previous Year</b>	<b>\$123,829,607</b>	<b>\$66,273,539</b>	<b>\$48,187,138</b>	<b>(\$3,747,700)</b>	<b>\$234,542,584</b>

*Assuming acceptance of all awards by the Board of Regents*

**Comparison of Grant and Contract Awards by Agency**

**Fiscal Years 2008-2009 and 2009-2010**

<b>Agency</b>	<b>Jul-Mar FY09</b>	<b>Jul-Mar FY10</b>
US Department of Defense (DOD)	\$ 48,481,173	\$ 46,653,848
US Department of Education (DOEd)	\$ 19,418,108	\$ 16,413,667
US Department of Energy (DOE)	\$ 15,412,042	\$ 17,990,440
US Department of Health and Human Services (DHHS)	\$ 313,334,506	\$ 455,438,018
National Science Foundation (NSF)	\$ 68,842,742	\$ 100,831,831
Other Federal	\$ 50,221,486	\$ 50,398,999
<b>Subtotal for Federal :</b>	<b>\$ 515,710,057</b>	<b>\$ 687,726,803</b>
Associations and Non-Profits	\$ 84,880,597	\$ 145,596,125
Foundations	\$ 62,270,798	\$ 50,732,867
Local Government (in Washington)	\$ 5,702,103	\$ 4,052,439
Other Government (not in Washington)	\$ 27,109,896	\$ 40,324,362
Private Industry	\$ 33,185,866	\$ 39,273,897
State of Washington	\$ 34,205,475	\$ 29,900,884
<b>Subtotal for Non-Federal :</b>	<b>\$ 247,354,734</b>	<b>\$ 309,880,573</b>
<b>Grand Total :</b>	<b>\$ 763,064,792</b>	<b>\$ 997,607,376</b>
<b>Amount of Increase (Decrease) :</b>		<b>\$ 234,542,584</b>
<b>Percent of Increase (Decrease) :</b>		<b>30.7 %</b>

*Assuming acceptance of all awards by the Board of Regents*

**Comparison of Grant and Contract Awards by School/College**

**Fiscal Years 2008-2009 and 2009-2010**

<b>School/College</b>	<b>Jul-Mar FY09</b>	<b>Jul-Mar FY10</b>
<b>Upper Campus</b>		
Architecture and Urban Planning	\$ 1,851,265	\$ 821,430
Arts and Sciences	\$ 71,155,349	\$ 79,682,067
College of the Environment	\$ 24,000	\$ 28,875,605
Director of Libraries	\$ 6,860,485	\$ 132,000
Education	\$ 9,152,873	\$ 4,155,139
Educational Outreach	\$ 96,400	\$ 123,000
Engineering	\$ 64,824,739	\$ 76,614,652
Evans School of Public Affairs	\$ 3,412,452	\$ 1,215,938
Executive Vice President	\$ 621,238	
Forest Resources	\$ 7,121,945	\$ 1,876,412
Foster School of Business	\$ 770,000	\$ 834,880
Graduate School	\$ 4,648,599	\$ 3,802,291
Information School	\$ 5,083,363	\$ 6,579,870
Law	\$ 2,684,658	\$ 1,444,550
Ocean and Fishery Sciences	\$ 67,668,671	\$ 88,730,443
Office of Research	\$ 16,624,745	\$ 35,489,771
Provost	\$ 112,947	
Social Work	\$ 10,660,539	\$ 17,165,114
Undergraduate Education	\$ 272,265	\$ 213,373
VP Educational Partnerships	\$ 30,000	
VP Minority Affairs	\$ 6,612,603	\$ 5,338,505
VP Student Affairs		\$ 280,137
VP Student Life		\$ 20,715
<b>Subtotal :</b>	<b>\$ 280,289,135</b>	<b>\$ 353,395,892</b>
<b>Health Sciences</b>		
Dentistry	\$ 6,965,258	\$ 5,215,899
Medicine	\$ 374,913,281	\$ 532,881,088
Nursing	\$ 8,564,851	\$ 12,831,125
Pharmacy	\$ 7,471,375	\$ 12,609,748
Public Health	\$ 52,047,382	\$ 59,898,748
<b>Subtotal :</b>	<b>\$ 449,962,146</b>	<b>\$ 623,436,608</b>
<b>Special Programs</b>		
Alcohol and Drug Abuse Institute	\$ 2,650,106	\$ 3,369,053
CHDD Administration	\$ 5,061,478	\$ 5,916,823
Regional Primate Center	\$ 20,041,037	\$ 9,073,403
<b>Subtotal :</b>	<b>\$ 27,752,621</b>	<b>\$ 18,359,279</b>
<b>Other UW Campuses</b>		
Bothell	\$ 4,550,131	\$ 1,962,896

School/College		Jul-Mar FY09	Jul-Mar FY10
<b>Other UW Campuses</b>	Tacoma	\$ 510,758	\$ 452,700
	<b>Subtotal :</b>	<b>\$ 5,060,889</b>	<b>\$ 2,415,596</b>
	<b>Grand Total :</b>	<b>\$ 763,064,792</b>	<b>\$ 997,607,376</b>

*Assuming acceptance of all awards by the Board of Regents*

---

---

**Summary of Grant Awards****Fiscal Year 2009-2010***Excluding private awards from Foundations, Industry, Associations and Others*

---

<b>Month</b>	<b>RESEARCH AND OTHER</b>		<b>TRAINING</b>		<b>Total Grants</b>
	<b>Federal</b>	<b>Non-Federal</b>	<b>Federal</b>	<b>Non-Federal</b>	
July	\$ 91,428,820	\$ 4,713,717	\$ 15,030,890	\$ 955,270	\$ 112,128,700
August	\$ 119,211,600	\$ 10,426,390	\$ 5,900,316	\$ 998,571	\$ 136,536,800
September	\$ 118,584,700	\$ 3,668,856	\$ 31,878,100	\$ 155,656	\$ 154,287,300
October	\$ 72,006,290	\$ 9,217,262	\$ 28,673,290	\$ 172,632	\$ 110,069,500
November	\$ 16,219,290	\$ 4,912,430	\$ 366,285	\$ 89,960	\$ 21,587,960
December	\$ 25,204,060	\$ 5,145,988	\$ 1,144,268	\$ 304,160	\$ 31,798,470
January	\$ 30,542,890	\$ 2,732,340	\$ 1,549,702	\$ 0	\$ 34,824,930
February	\$ 36,038,910	\$ 4,135,784	\$ 324,364	\$ 12,364	\$ 40,511,420
March	\$ 54,936,100	\$ 4,334,430	\$ 3,171,296	\$ 0	\$ 62,441,820
<b>Year to Date</b>	<b>\$ 564,172,600</b>	<b>\$ 49,287,190</b>	<b>\$ 88,038,510</b>	<b>\$ 2,688,613</b>	<b>\$ 704,186,900</b>

---

*Assuming acceptance of all awards by the Board of Regents*

---

---

**Summary of Grant Awards****Fiscal Year 2009-2010***Private awards from Foundations, Industry, Associations and Others*

---

<b>Month</b>	<b>RESEARCH AND OTHER</b>	<b>TRAINING</b>	<b>Total Grants</b>
July	\$ 13,083,060	\$ 64,396	\$ 13,147,460
August	\$ 13,285,460	\$ 304,231	\$ 13,589,690
September	\$ 26,139,530	\$ 239,467	\$ 26,378,990
October	\$ 29,279,210	\$ 567,213	\$ 29,846,420
November	\$ 47,961,170	\$ 201,993	\$ 48,163,160
December	\$ 14,214,130	\$ 1,045,878	\$ 15,260,010
January	\$ 13,969,570	\$ 345,609	\$ 14,315,180
February	\$ 14,394,380	\$ 226,120	\$ 14,620,500
March	\$ 13,329,480	\$ 153,500	\$ 13,482,980
<b>Year to Date</b>	<b>\$ 185,656,000</b>	<b>\$ 3,148,407</b>	<b>\$ 188,804,400</b>

---

*Assuming acceptance of all awards by the Board of Regents*

---

---

**Summary of Contract Awards**

Fiscal Year 2009-2010

---

<b>Month</b>	<b>RESEARCH AND OTHER</b>		<b>TRAINING</b>		<b>Total Contracts</b>
	<b>Federal</b>	<b>Non-Federal</b>	<b>Federal</b>	<b>Non-Federal</b>	
July	\$ 902,667	\$ 11,570,660	\$ 0	\$ 884,511	\$ 13,357,840
August	\$ 6,102,208	\$ 6,811,787	\$ 0	\$ 228,800	\$ 13,142,800
September	\$ 7,993,044	\$ 6,193,956	\$ 201,565	\$ 0	\$ 14,388,560
October	\$ 5,572,260	\$ 6,723,323	\$ 0	\$ 623,892	\$ 12,919,470
November	\$ 6,600,753	\$ 9,300,686	\$ 0	\$ 433,646	\$ 16,335,080
December	\$ 2,924,862	\$ 6,844,534	\$ 0	\$ 689,392	\$ 10,458,790
January	\$ 2,381,065	\$ 7,086,389	\$ 0	\$ 641,718	\$ 10,109,170
February	\$ 1,855,925	\$ 3,521,629	\$ 0	\$ 135,694	\$ 5,513,249
March	\$ 981,362	\$ 7,147,384	\$ 0	\$ 262,367	\$ 8,391,113
<b>Year to Date</b>	<b>\$ 35,314,140</b>	<b>\$ 65,200,350</b>	<b>\$ 201,565</b>	<b>\$ 3,900,020</b>	<b>\$ 104,616,100</b>

---

*Assuming acceptance of all awards by the Board of Regents*

---

---

**Report of Grant and Contract Awards  
of \$1,000,000 or More**

**March 2010**

**Requiring action of  
The Board of Regents  
of the  
University of Washington**

**Office of Research  
Office of Sponsored Programs**

---

---



**Detail of Public Grant Awards**

**Federal**

**US Department of Defense (DOD)**

**US Army Medical Research and Materiel Command (USAMRMC)**

To: Brian Ross, Professor \$ 3,002,950  
 Department of Anesthesiology  
 For: Institute for Surgical and Interventional Simulation (ISIS)  
 Eff: 3/23/2010 Classified: No

**Total for US Army Medical Research and Materiel Command (USAMRMC): \$ 3,002,950**

**Total for US Department of Defense (DOD): \$ 3,002,950**

**US Department of Health and Human Services (DHHS)**

**National Institutes of Health (NIH)**

To: Stanley C Froehner, Professor \$ 1,263,930  
 Department of Physiology and Biophysics  
 For: Molecular and Cellular Therapies for Muscular Dystrophy  
 Eff: 4/1/2010 Classified: No

*National Institute of Allergy and Infectious Diseases (NIAID)*

To: Samuel Miller, Professor \$ 7,936,248  
 Department of Medicine  
 For: NWRCE for Biodefense and Emerging Infectious Diseases Research  
 Eff: 3/1/2010 Classified: No

*Total for National Institute of Allergy and Infectious Diseases (NIAID): \$ 7,936,248*

*National Institute of Diabetes and Digestive and Kidney Diseases (NIDDK)*

To: Jerry P Palmer, Professor \$ 1,303,066  
 Department of Medicine  
 For: Diabetes Endocrinology Research Center  
 Eff: 12/1/2009 Classified: No

*Total for National Institute of Diabetes and Digestive and Kidney Diseases (NIDDK): \$ 1,303,066*

**Total for National Institutes of Health (NIH): \$ 10,503,244**

**Total for US Department of Health and Human Services (DHHS): \$ 10,503,244**

**Other Federal**

**National Oceanic and Atmospheric Administration (NOAA)**

To: Penelope Dalton, Director \$ 2,620,000  
 Marine Environmental and Resource Programs / Washington Sea Grant  
 For: Program Plan for Renewal of Sea Grant College Support 2010-2014  
 Eff: 12/1/2009 Classified: No

**Total for National Oceanic and Atmospheric Administration (NOAA): \$ 2,620,000**

**Total for Other Federal: \$ 2,620,000**

**Total for Federal: \$ 16,126,194**

Detail of Public Grant Awards

State of Washington

---

**Washington State Life Sciences Discovery Fund Authority (LSDFA)**

To: Tomikazu Sasaki, Associate Professor \$ 1,451,136  
Department of Chemistry

For: Development of Artemisinin Compounds for Cancer Treatment

Eff: 3/11/2010 Classified: No

**Total for Washington State Life Sciences Discovery Fund Authority (LSDFA): \$ 1,451,136**

**Total for State of Washington: \$ 1,451,136**

**Total Public Grants: \$ 17,577,330**

Detail of Contract Awards

**Associations and Non-Profits**

---

**Consortium for Ocean Leadership, Inc.**

To: John R. Delaney, Professor \$ 4,969,469  
School of Oceanography

For: Ocean Observatories Initiative: Regional Scale Nodes

Eff: 1/1/2010 Classified: No

**Total for Consortium for Ocean Leadership, Inc.:** \$ 4,969,469

**Total for Associations and Non-Profits:** \$ 4,969,469

**Foundations**

---

**Henry M. Jackson Foundation for the Advancement of Military Medicine**

To: James Mullins, Professor \$ 1,181,379  
Department of Microbiology

For: RV144 Sequencing

Eff: 3/1/2010 Classified: No

**Total for Henry M. Jackson Foundation for the Advancement of Military  
Medicine:** \$ 1,181,379

**Total for Foundations:** \$ 1,181,379

**Total Contracts:** \$ 6,150,848

**Grand Total for all Awards** \$ 23,728,178