



# Board of Regents Meeting March 18, 2010

**W** UNIVERSITY *of* WASHINGTON | TACOMA

UP-1/203-10  
3/18/10

# Co-curricular student experience at UW Tacoma

- Residential housing
  - ✓ Court 17
- Health clinic
  - ✓ Franciscan Health Services
- Student organizations
  - ✓ Where we were in 2009, where we are in 2010
- UW Tacoma students in the community
  - ✓ Community volunteer service hours
- UW Tacoma's STEP Program
  - ✓ UW Tacoma's College Readiness Program
  - ✓ Jason Lee's "Go to High School, Go to College"
- Student union

UW Tacoma Total FTE by Academic Term 2001-2002 to 2009-2010						
Academic Year	Autumn	Winter	Spring	Annualized FTE (3 QTR)	Actual Growth	Percent Growth
2000-2001	1260.7	1281.1	1256.6	1266.1	202.7	19.1%
2001-2002	1554.9	1567.0	1554.4	1558.8	292.6	23.1%
2002-2003	1714.1	1677.0	1609.2	1666.8	108.0	6.9%
2003-2004	1605.8	1620.8	1518.9	1581.8	-84.9	-5.1%
2004-2005	1694.6	1643.0	1566.5	1634.7	52.9	3.3%
2005-2006	1753.7	1687.2	1581.8	1674.2	39.5	2.4%
2006-2007	1861.9	1813.07	1692.9	1789.3	115.1	6.9%
2007-2008	2172.8	2132.6	2024.0	2109.8	320.5	17.9%
2008-2009	2507.5	2533.1	2425.8	2488.8	370.3	18.0%
2009-2010	2671.6	2680.0	2613.0*	2654.9*	166.1	6.7%

\*Estimated spring 2009-2010 FTE

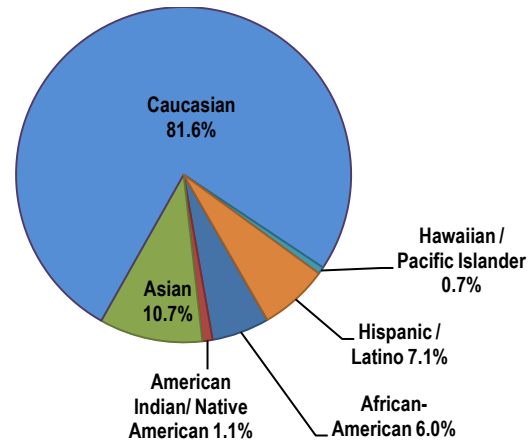
NOTE: **12.2%** is the average growth rate per year over nine years with a **1388.8** total FTE growth.

NOTE: Annualized headcount for 2008-2009 was **2994**. Annualized headcount for 2009-2010 is projected as **3114**.

Ten-Year Growth Plan 2008/2009 - 2014/2015				
Academic Year	New FTE	Total FTE	HEADCOUNT * (est @1.23 per FTE)	Growth Rate
2008/2009	260	2399	2951	12%
2009/2010	235	2634	3240	9%
2010/2011	235	2869	3529	8%
2011/2012	280	3149	3873	9%
2012/2013	280	3429	4218	8%
2013/2014	335	3764	4630	9%
2014/2015	335	4099	5042	8%
2015/2016	410	4509	5546	10%
2016/2017	410	4919	6050	9%
2017/2018	410	5329	6555	8%
<b>Total</b>	<b>3190</b>			

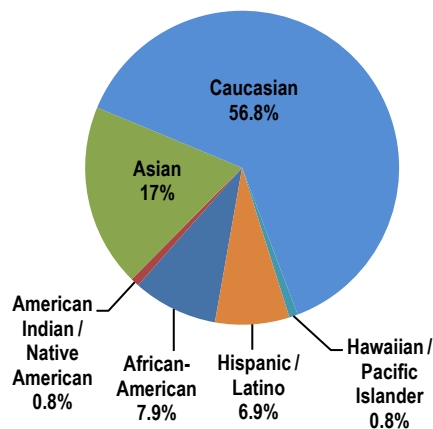
NOTE: The FTE to headcount ratio has changed from historical patterns due to more students enrolling full-time in the last two years.

King – Kitsap – Pierce – Thurston  
Combined Race/Ethnicity\*

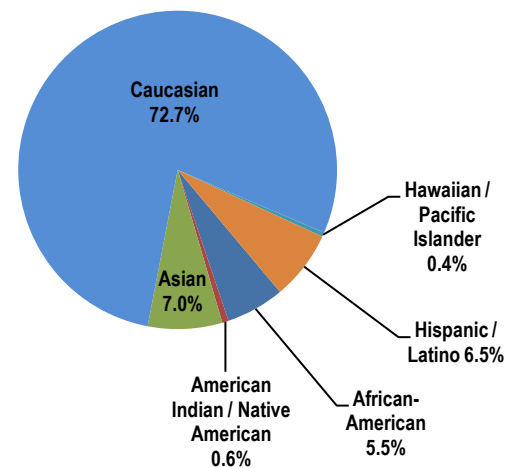


\* Sourced from US Census Bureau American Community Survey Fact Sheet data collected over a 3-year time period between January 2006 and December 2008.

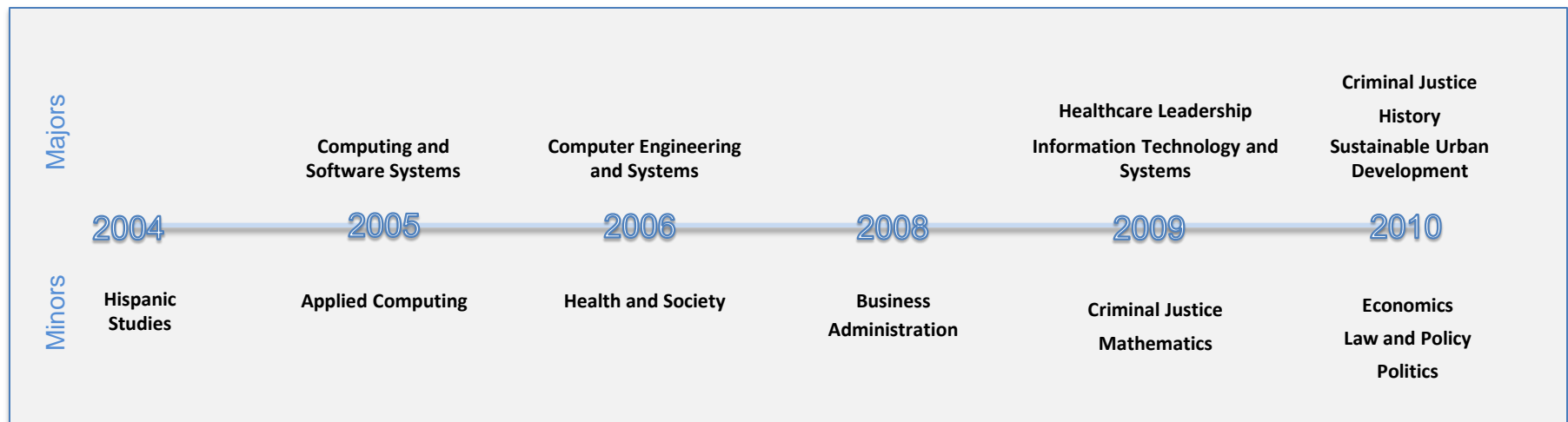
UW Tacoma Undergraduate Race/Ethnicity  
Autumn Quarter 2009



UW Tacoma Graduate Student Race/Ethnicity  
Autumn Quarter 2009



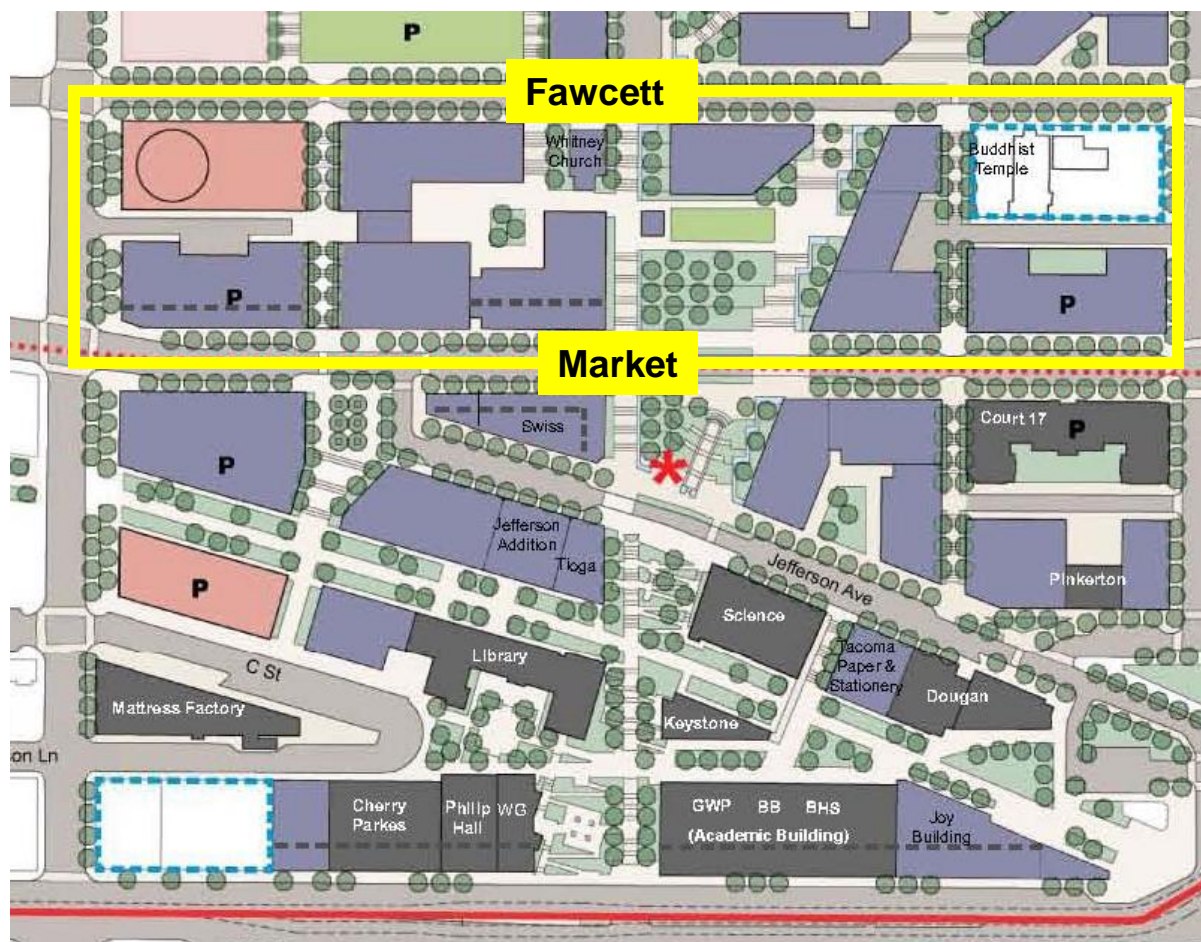
## UW Tacoma Majors and Minors 2004 to 2010



- **Approved by the HECB:**  
Writing Studies (BA), and MA in Community and Metropolitan Studies.
- **UW Tacoma campus approval:**  
Hispanic Studies (BA), Environmental Engineering (BS), Human Rights (BA), and Environmental Engineering (MS).
- **Discussion stage:**  
Arts in the Community (BA), Non-Profit Studies (BA), Nursing (BS), System Science (BA), Educational Leadership (Ed.D.) and a Money and Banking concentration within the existing Business major. .
- **Proposed minors:**  
Energy Systems and Law and Policy.
- **Proposal in development:**  
Convert existing Interdisciplinary Arts and Sciences (IAS) concentrations to majors.



# 10-Year Capital Plan



Capital expansion focus between Market and Fawcett Streets.

- Housing
- Student Union
- Recreation/Wellness
- Energy Plant
- Academic Ph 4
- Academic Ph 5

# What are our initiatives?

- Tacoma partnership
  - ✓ Economic development
- Center for business innovation
  - ✓ Business owners working together with UW's knowledge-based resources
- Partnering with Tacoma Public Schools
  - ✓ Improving K-12 together
- Supporting local industry clusters
  - ✓ Entrepreneurship
  - ✓ Environmental Engineering

# What are our challenges?

- ✓ Raising current use scholarship funds
- ✓ Filling in the gaps that are missing in our lower division course offerings
- ✓ Expanding our portfolio of degree programs to meet the needs of students and the community
- ✓ Addressing gaps in student services
- ✓ Meeting community expectations for growth and expansion