

VII. STANDING COMMITTEES

B. Finance, Audit & Facilities Committee

Grant and Contract Awards Summary – January, 2010

RECOMMENDED ACTION:

It is the recommendation of the administration and the Finance, Audit & Facilities Committee that the Board of Regents accept the Grant and Contract Awards as presented in the attached report.

*Attachment*

Grant and Contract Awards Summary for January, 2010

---

---

# **Grant and Contract Awards Summary**

**to**

**The Board of Regents**

**of the**

**University of Washington**

**for**

**January 2010**

**Office of Research**

**Office of Sponsored Programs**

---

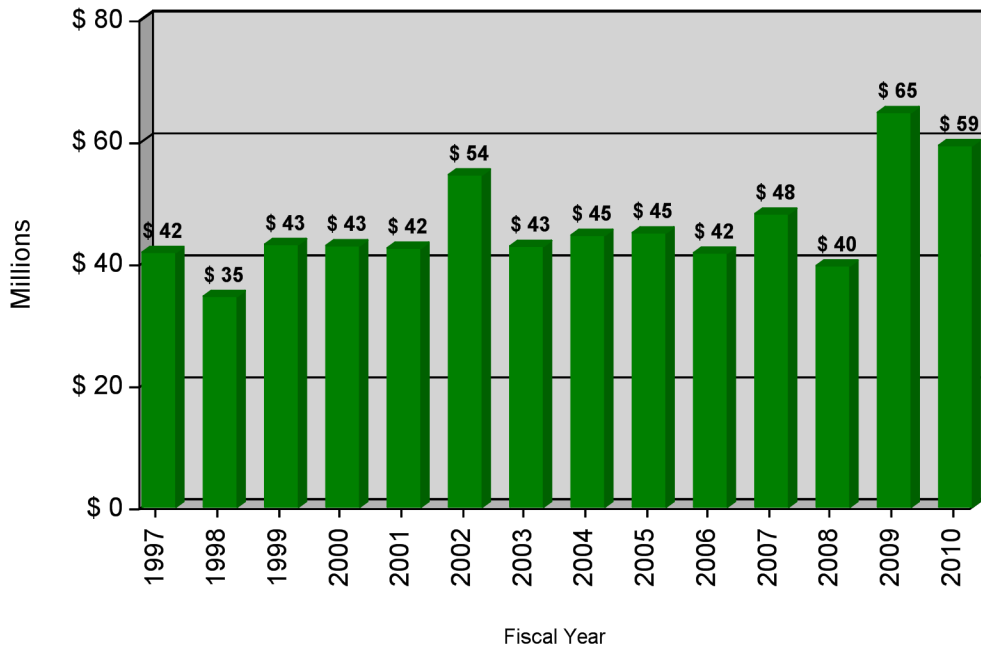
---

---

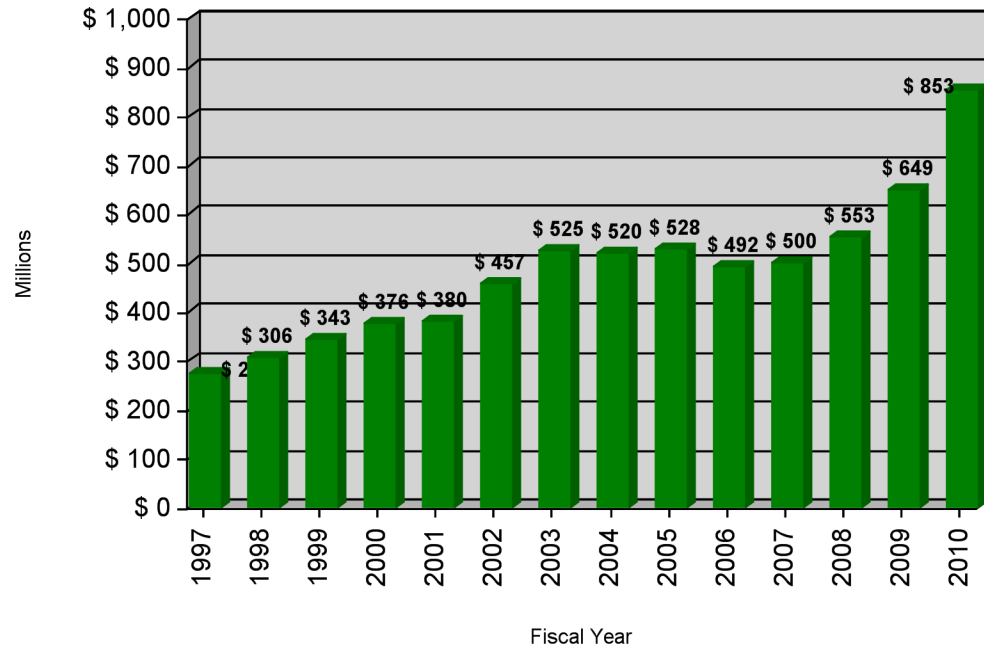
## Table of Contents

Graphical Summary of Award Activity	3
Summary of Grant and Contract Awards	4
Comparison of Grants and Contract Awards by Agency	5
Comparison of Grants and Contract Awards by School/College	6
Summary of Grant Awards – Excluding Private Awards	8
Summary of Grant Awards - Private Awards	9
Summary of Contract Awards	10
Report of Grant & Contract Awards over \$1,000,000	11

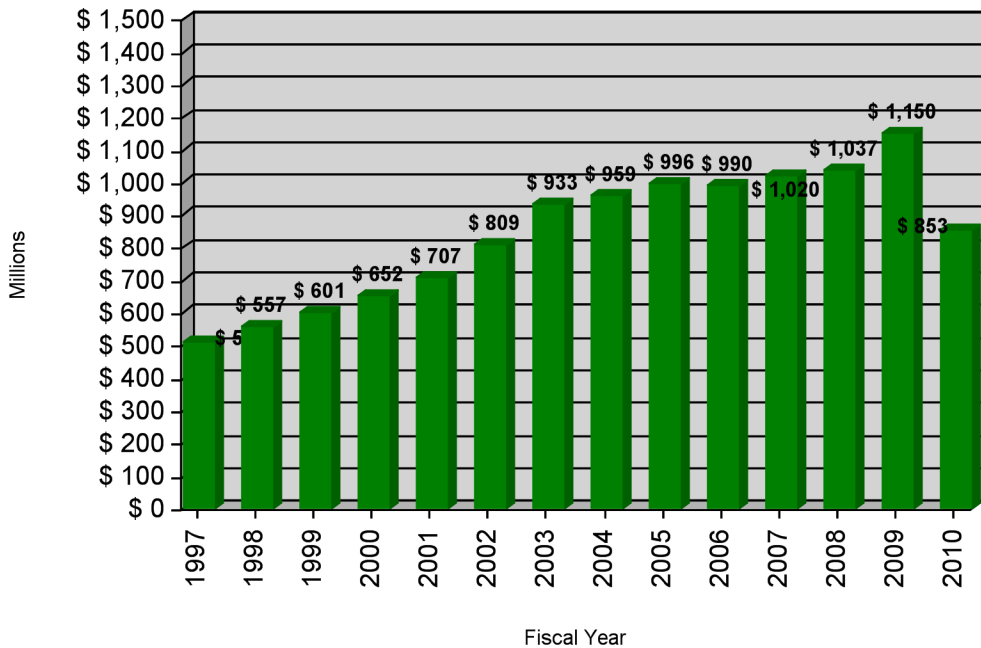
**January Only**  
Comparison of Grant & Contract Awards



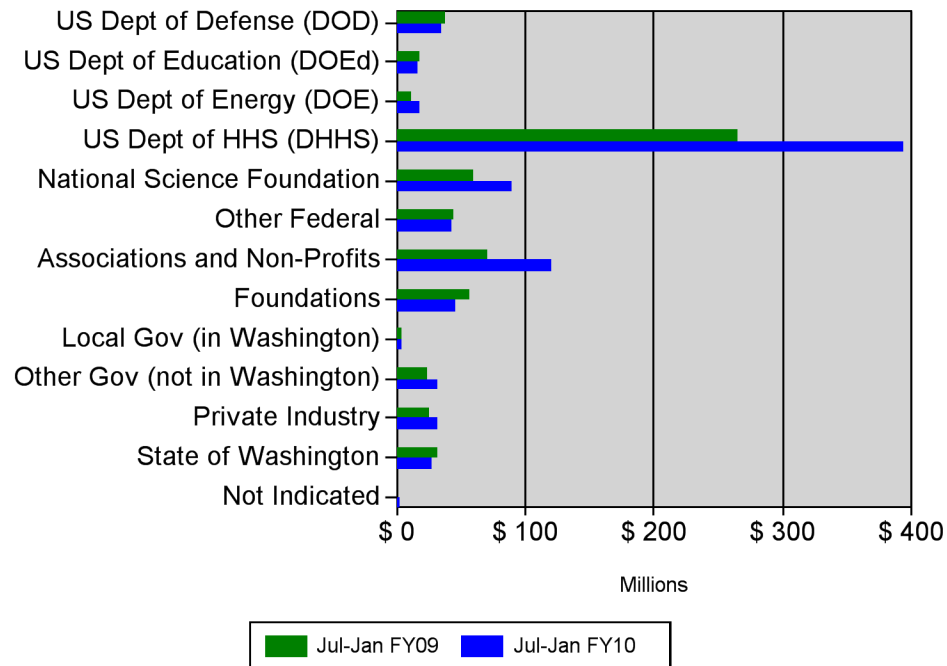
**Fiscal Year to Date**  
Comparison of Grant & Contract Awards



**Complete Fiscal Year**  
Comparison of Grant & Contract Awards



**Fiscal Year to Date**  
Two-Year Comparison of Grant and Contract Awards



---

---

**Summary of Grant and Contract Awards**Fiscal Year 2009-2010

---

Month	RESEARCH AND OTHER		TRAINING		Total Grants and Contracts
	Federal	Non-Federal	Federal	Non-Federal	
July	\$ 92,953,080	\$ 29,367,340	\$ 15,030,890	\$ 1,904,177	\$ 139,255,500
August	\$ 125,313,800	\$ 30,633,740	\$ 5,900,316	\$ 1,531,602	\$ 163,379,400
September	\$ 126,577,700	\$ 35,953,430	\$ 32,079,670	\$ 395,123	\$ 195,005,900
October	\$ 77,578,540	\$ 45,219,880	\$ 28,673,290	\$ 1,363,737	\$ 152,835,500
November	\$ 22,820,040	\$ 62,174,290	\$ 366,285	\$ 725,599	\$ 86,086,220
December	\$ 28,128,920	\$ 26,904,650	\$ 1,144,268	\$ 1,100,108	\$ 57,277,950
January	\$ 34,072,860	\$ 22,639,390	\$ 1,549,702	\$ 987,327	\$ 59,249,280
<b>FY10 to Date</b>	<b>\$507,444,931</b>	<b>\$252,892,725</b>	<b>\$84,744,420</b>	<b>\$8,007,673</b>	<b>\$853,089,750</b>
<b>FY09 to Date</b>	<b>\$402,252,401</b>	<b>\$198,997,291</b>	<b>\$35,696,952</b>	<b>\$12,061,244</b>	<b>\$649,007,889</b>
<b>Over (Under) Previous Year</b>	<b>\$105,192,530</b>	<b>\$53,895,434</b>	<b>\$49,047,468</b>	<b>(\$4,053,571)</b>	<b>\$204,081,861</b>

*Assuming acceptance of all awards by the Board of Regents*

---

---

**Comparison of Grant and Contract Awards by Agency****Fiscal Years 2008-2009 and 2009-2010**

---

<b>Agency</b>	<b>Jul-Jan FY09</b>	<b>Jul-Jan FY10</b>
US Department of Defense (DOD)	\$ 38,285,461	\$ 34,975,432
US Department of Education (DOEd)	\$ 18,492,986	\$ 15,913,667
US Department of Energy (DOE)	\$ 11,839,583	\$ 17,177,740
US Department of Health and Human Services (DHHS)	\$ 265,177,288	\$ 393,299,056
National Science Foundation (NSF)	\$ 60,356,511	\$ 88,910,804
Other Federal	\$ 43,797,524	\$ 41,912,652
<b>Subtotal for Federal :</b>	<b>\$ 437,949,353</b>	<b>\$ 592,189,351</b>
Associations and Non-Profits	\$ 69,794,592	\$ 120,196,162
Foundations	\$ 57,044,286	\$ 46,442,243
Local Government (in Washington)	\$ 4,360,168	\$ 3,287,415
Other Government (not in Washington)	\$ 23,177,933	\$ 32,302,009
Private Industry	\$ 25,514,574	\$ 30,952,950
State of Washington	\$ 31,166,982	\$ 27,719,621
Not Indicated	\$ 0	\$ 288,231
<b>Subtotal for Non-Federal :</b>	<b>\$ 211,058,536</b>	<b>\$ 261,188,630</b>
<b>Grand Total :</b>	<b>\$ 649,007,889</b>	<b>\$ 853,377,981</b>
<b>Amount of Increase (Decrease) :</b>		<b>\$ 204,370,092</b>
<b>Percent of Increase (Decrease) :</b>		<b>31.5 %</b>

*Assuming acceptance of all awards by the Board of Regents*

**Comparison of Grant and Contract Awards by School/College**

**Fiscal Years 2008-2009 and 2009-2010**

<b>School/College</b>	<b>Jul-Jan FY09</b>	<b>Jul-Jan FY10</b>
<b>Upper Campus</b>		
Architecture and Urban Planning	\$ 1,521,544	\$ 506,930
Arts and Sciences	\$ 58,945,228	\$ 66,145,868
College of the Environment	\$ 24,000	\$ 25,276,996
Director of Libraries	\$ 6,856,985	\$ 132,000
Education	\$ 6,525,234	\$ 3,918,464
Educational Outreach	\$ 96,400	\$ 100,000
Engineering	\$ 51,434,991	\$ 64,458,164
Evans School of Public Affairs	\$ 1,972,762	\$ 984,805
Executive Vice President	\$ 621,238	
Forest Resources	\$ 5,789,514	\$ 1,855,670
Foster School of Business	\$ 770,000	\$ 1,456,477
Graduate School	\$ 4,245,870	\$ 3,802,291
Information School	\$ 4,873,483	\$ 5,965,224
Law	\$ 1,653,453	\$ 1,350,056
Ocean and Fishery Sciences	\$ 56,912,590	\$ 72,082,531
Office of Research	\$ 16,368,710	\$ 28,097,522
Provost	\$ 57,424	
Social Work	\$ 9,616,952	\$ 12,632,530
Undergraduate Education	\$ 234,944	\$ 213,373
VP Educational Partnerships	\$ 30,000	
VP Minority Affairs	\$ 6,612,603	\$ 4,826,313
VP Student Affairs		\$ 280,137
VP Student Life		\$ 20,715
<b>Subtotal :</b>	<b>\$ 235,163,924</b>	<b>\$ 294,106,067</b>
<b>Health Sciences</b>		
Dentistry	\$ 5,771,748	\$ 4,649,508
Medicine	\$ 320,884,362	\$ 454,761,646
Nursing	\$ 8,253,614	\$ 12,307,555
Pharmacy	\$ 6,336,993	\$ 11,425,726
Public Health	\$ 43,242,948	\$ 56,248,417
<b>Subtotal :</b>	<b>\$ 384,489,665</b>	<b>\$ 539,392,852</b>
<b>Special Programs</b>		
Alcohol and Drug Abuse Institute	\$ 2,060,091	\$ 2,806,563
CHDD Administration	\$ 5,061,478	\$ 5,916,823
Regional Primate Center	\$ 18,523,047	\$ 8,774,024
<b>Subtotal :</b>	<b>\$ 25,644,616</b>	<b>\$ 17,497,410</b>
<b>Other UW Campuses</b>		
Bothell	\$ 3,198,925	\$ 1,784,491

<b>School/College</b>		<b>Jul-Jan FY09</b>	<b>Jul-Jan FY10</b>
<b>Other UW Campuses</b>	Tacoma	\$ 510,758	\$ 422,056
	<b>Subtotal :</b>	<b>\$ 3,709,683</b>	<b>\$ 2,206,547</b>
<b>Not Indicated</b>	Bothell		\$ 175,105
	<b>Subtotal :</b>		<b>\$ 175,105</b>
	<b>Grand Total :</b>	<b>\$ 649,007,889</b>	<b>\$ 853,377,981</b>

*Assuming acceptance of all awards by the Board of Regents*



---

---

**Summary of Grant Awards****Fiscal Year 2009-2010***Excluding private awards from Foundations, Industry, Associations and Others*

---

<b>Month</b>	<b>RESEARCH AND OTHER</b>		<b>TRAINING</b>		<b>Total Grants</b>
	<b>Federal</b>	<b>Non-Federal</b>	<b>Federal</b>	<b>Non-Federal</b>	
July	\$ 91,428,820	\$ 4,713,717	\$ 15,030,890	\$ 955,270	\$ 112,128,700
August	\$ 119,211,600	\$ 10,426,390	\$ 5,900,316	\$ 998,571	\$ 136,536,800
September	\$ 118,584,700	\$ 3,619,947	\$ 31,878,100	\$ 155,656	\$ 154,238,400
October	\$ 72,006,290	\$ 9,217,262	\$ 28,673,290	\$ 172,632	\$ 110,069,500
November	\$ 16,219,290	\$ 4,912,430	\$ 366,285	\$ 89,960	\$ 21,587,960
December	\$ 25,204,060	\$ 5,145,988	\$ 1,144,268	\$ 304,160	\$ 31,798,470
January	\$ 31,691,800	\$ 2,732,340	\$ 1,549,702	\$ 0	\$ 35,973,840
<b>Year to Date</b>	<b>\$ 474,346,500</b>	<b>\$ 40,768,070</b>	<b>\$ 84,542,860</b>	<b>\$ 2,676,249</b>	<b>\$ 602,333,600</b>

---

*Assuming acceptance of all awards by the Board of Regents*

---

---

**Summary of Grant Awards****Fiscal Year 2009-2010***Private awards from Foundations, Industry, Associations and Others*

---

<b>Month</b>	<b>RESEARCH AND OTHER</b>	<b>TRAINING</b>	<b>Total Grants</b>
July	\$ 13,082,960	\$ 64,396	\$ 13,147,360
August	\$ 13,285,460	\$ 304,231	\$ 13,589,690
September	\$ 26,139,530	\$ 239,467	\$ 26,378,990
October	\$ 29,279,300	\$ 567,213	\$ 29,846,510
November	\$ 47,961,170	\$ 201,993	\$ 48,163,160
December	\$ 14,914,130	\$ 345,878	\$ 15,260,010
January	\$ 12,820,660	\$ 345,609	\$ 13,166,270
<b>Year to Date</b>	<b>\$ 157,483,200</b>	<b>\$ 2,068,787</b>	<b>\$ 159,552,000</b>

---

*Assuming acceptance of all awards by the Board of Regents*

---

---

**Summary of Contract Awards****Fiscal Year 2009-2010**

---

<b>Month</b>	<b>RESEARCH AND OTHER</b>		<b>TRAINING</b>		<b>Total Contracts</b>
	<b>Federal</b>	<b>Non-Federal</b>	<b>Federal</b>	<b>Non-Federal</b>	
July	\$ 1,524,264	\$ 11,570,660	\$ 0	\$ 884,511	\$ 13,979,440
August	\$ 6,102,208	\$ 6,921,895	\$ 0	\$ 228,800	\$ 13,252,900
September	\$ 7,993,044	\$ 6,193,956	\$ 201,565	\$ 0	\$ 14,388,560
October	\$ 5,572,260	\$ 6,723,323	\$ 0	\$ 623,892	\$ 12,919,470
November	\$ 6,600,753	\$ 9,300,686	\$ 0	\$ 433,646	\$ 16,335,080
December	\$ 2,924,862	\$ 6,844,534	\$ 0	\$ 450,070	\$ 10,219,470
January	\$ 2,381,065	\$ 7,086,388	\$ 0	\$ 641,718	\$ 10,109,170
<b>Year to Date</b>	<b>\$ 33,098,450</b>	<b>\$ 54,641,440</b>	<b>\$ 201,565</b>	<b>\$ 3,262,637</b>	<b>\$ 91,204,100</b>

---

*Assuming acceptance of all awards by the Board of Regents*

---

---

**Report of Grant and Contract Awards  
of \$1,000,000 or More**

**January 2010**

**Requiring action of  
The Board of Regents  
of the  
University of Washington**

**Office of Research  
Office of Sponsored Programs**

---

---

**Detail of Public Grant Awards**

**Federal**

---

**US Department of Defense (DOD)**

**Office of Naval Research (ONR)**

To: Bruce M. Howe, Apl-principal Oceanographer \$ 1,562,976  
 Applied Physics Laboratory  
 For: Acoustic Seaglider2: PLUS  
 Eff: 4/1/2007 Classified: No

**Total for Office of Naval Research (ONR): \$ 1,562,976**

**Total for US Department of Defense (DOD): \$ 1,562,976**

**US Department of Health and Human Services (DHHS)**

**National Institutes of Health (NIH)**

*National Institute of Child Health and Human Development (NICHD)*

To: Mary Hebert, Professor \$ 1,002,006  
 Department of Pharmacy  
 For: UW Obstetric-Fetal Pharmacology Research Unit  
 Eff: 2/1/2010 Classified: No

*Total for National Institute of Child Health and Human Development (NICHD): \$ 1,002,006*

**Total for National Institutes of Health (NIH): \$ 1,002,006**

**Total for US Department of Health and Human Services (DHHS): \$ 1,002,006**

**National Science Foundation (NSF)**

**National Science Foundation (NSF)**

To: Russell E Mc Duff, Director/Chair \$ 3,000,000  
 School of Oceanography  
 For: R/V Thomas G. Thompson Ship Operations 2005-2009  
 Eff: 3/1/2005 Classified: No

**Total for National Science Foundation (NSF): \$ 3,000,000**

**Total for National Science Foundation (NSF): \$ 3,000,000**

**Other Federal**

**National Congress of American Indians (NCAI)**

To: Bonnie M Duran, Adjunct Associate Professor \$ 1,148,907  
 School of Social Work  
 For: NCAI NARCH V with CIHR-IWRI  
 Eff: 9/1/2009 Classified: No

**Total for National Congress of American Indians (NCAI): \$ 1,148,907**

**Total for Other Federal: \$ 1,148,907**

**Total for Federal: \$ 6,713,889**

**Total Public Grants: \$ 6,713,889**

## Detail of Private Grant Awards

### Associations and Non-Profits

---

#### International Development Research Centre (IDRC)

To: Christopher Coward, Director \$ 3,184,389  
Information School  
For: IDRC Supplement  
Eff: 10/18/2007 Classified: No

**Total for International Development Research Centre (IDRC): \$ 3,184,389**

#### Fred Hutchinson Cancer Research Center (FHRC)

To: James Mullins, Professor \$ 1,119,814  
Department of Microbiology  
For: Followup Sequencing of Breakthrough Infections from the STEP  
Study  
Eff: 6/1/2009 Classified: No

**Total for Fred Hutchinson Cancer Research Center (FHRC): \$ 1,119,814**

**Total for Associations and Non-Profits: \$ 4,304,203**

### Foundations

---

#### Henry M. Jackson Foundation for the Advancement of Military Medicine

To: Susan A Stern, Faculty \$ 1,289,123  
Department of Medicine  
For: A Multifunctional Blood Substitute (MBS) for Field REsuscitation of  
Polytrauma Combat Casualties with Brain Injury and Concomitant  
Hemorrhagic Shock  
Eff: 10/1/2009 Classified: No

To: Wayne J Katon, Professor \$ 1,135,894  
Department of Psychiatry  
For: A Randomized Effectiveness Trial of a Systems-Level Approach to  
Stepped Care for War-Related PTSD  
Eff: 9/1/2009 Classified: No

**Total for Henry M. Jackson Foundation for the Advancement of Military  
Medicine: \$ 2,425,017**

**Total for Foundations: \$ 2,425,017**

**Total Private Grants: \$ 6,729,220**

## Detail of Contract Awards

### Federal

---

#### US Department of Defense (DOD)

##### Office of Naval Research (ONR)

To: Neil Bogue, Apl-senior Engineer \$ 1,015,003  
Applied Physics Laboratory

For: Persistent Littoral Underwater Surveillance Research and  
Development (Options)

Eff: 4/24/2008 Classified: Yes

**Total for Office of Naval Research (ONR): \$ 1,015,003**

**Total for US Department of Defense (DOD): \$ 1,015,003**

**Total for Federal: \$ 1,015,003**

**Total Contracts: \$ 1,015,003**

**Grand Total for all Awards \$ 14,458,112**