

VII. STANDING COMMITTEES

B. Finance, Audit & Facilities Committee

Capital Projects Office Semi Annual Status Report

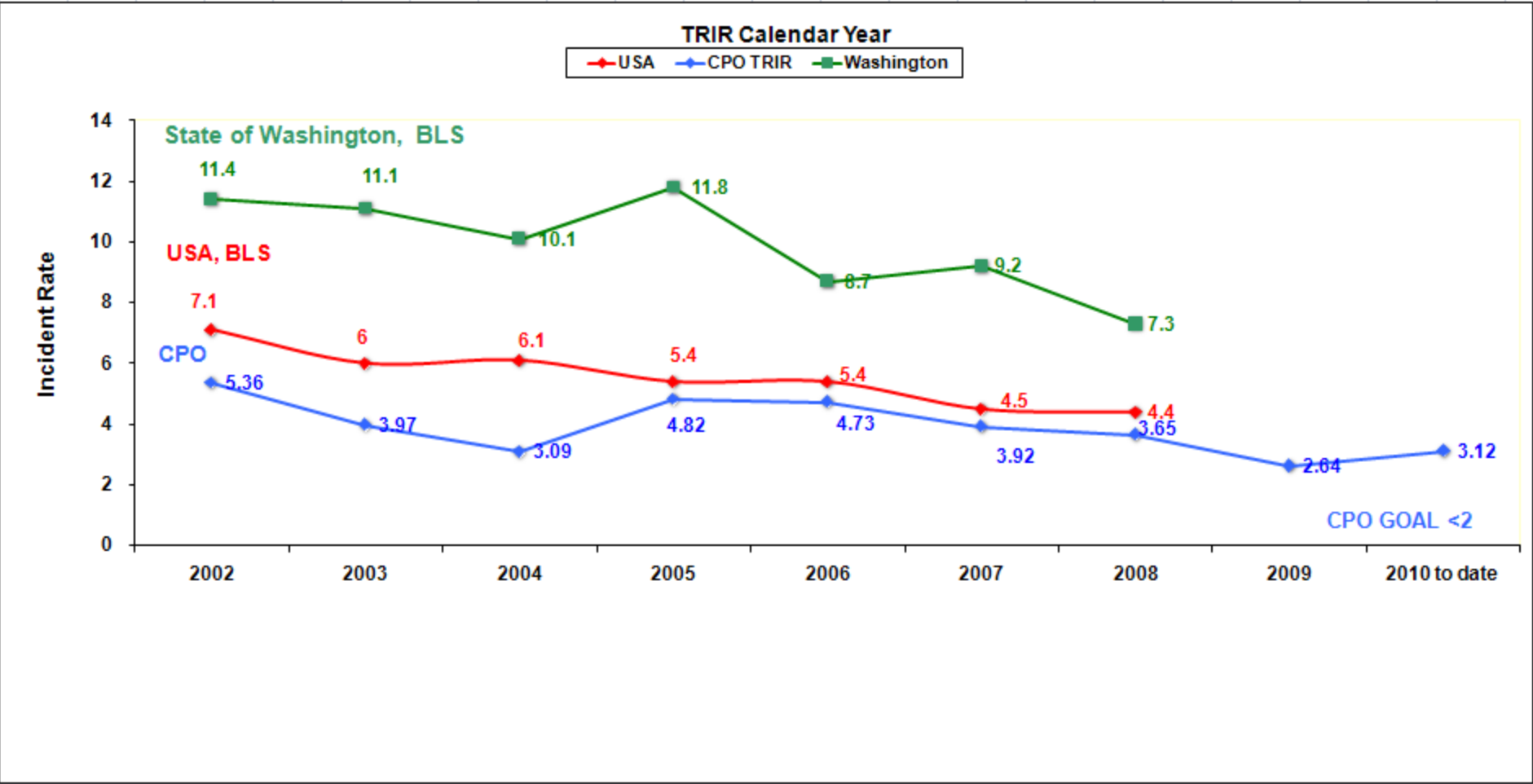
This will be an oral report for information only.



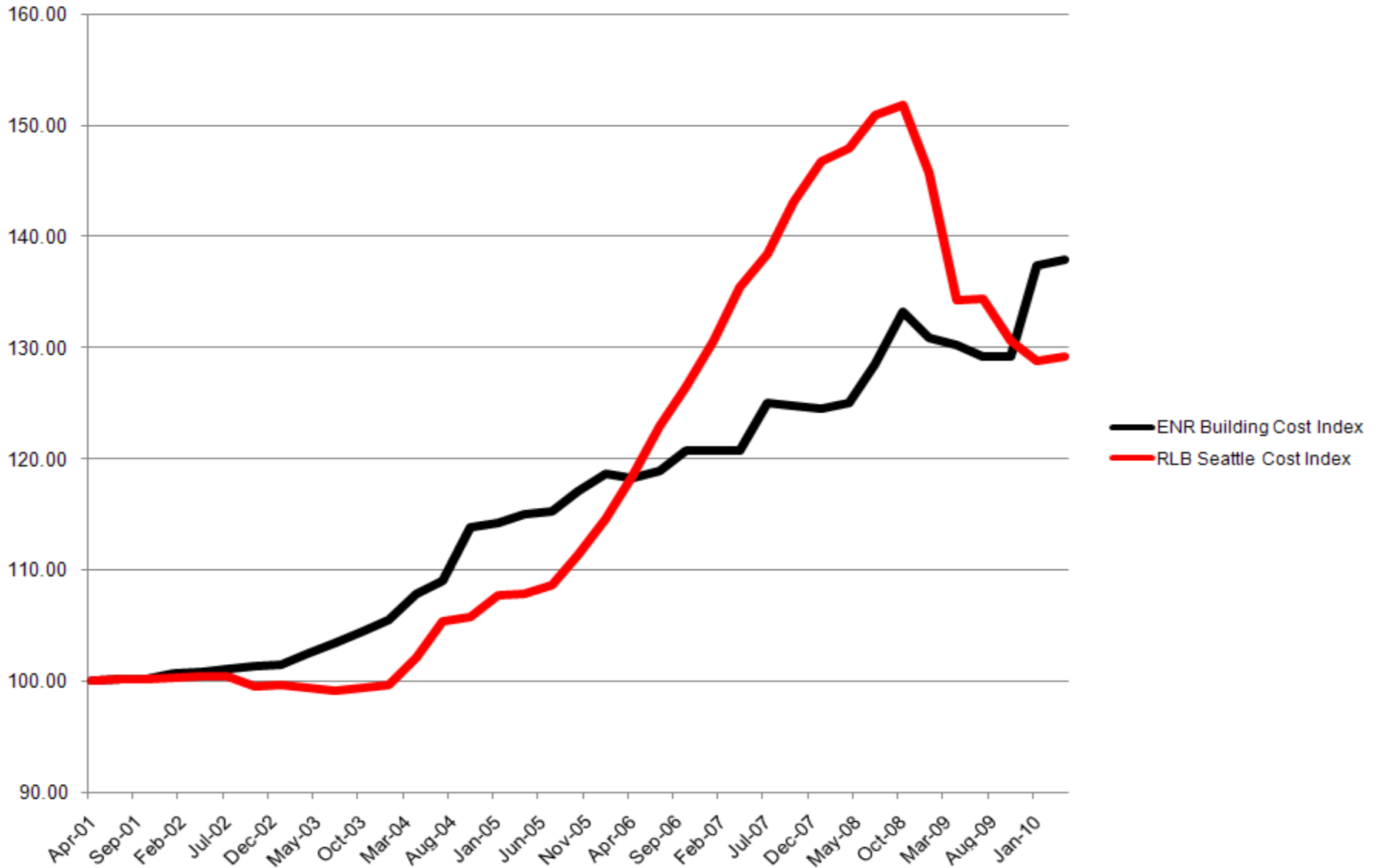
Capital Projects Office Semi-Annual Status Report

October 2009 – May 2010

CPO SAFETY



ENR Building Cost Index vs. RLB Seattle Cost Index



Material Commodities Index

ASPHALT, CEMENT, AGGREGATE, CONCRETE, BRICK

Ready mix concrete 4000 psi
8" concrete block

PIPE PRODUCTS

PVC 4"
Copper tube 1/2"

LUMBER, PLYWOOD, GYPSUM WALL BOARD

2" x 4" Fir
5/8" Gypsum board

METALS

Structural steel wide flange
Rebar

COMMON LABOR INDEX

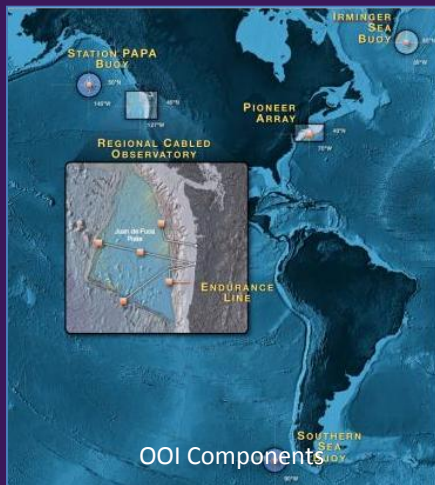
UNIT	2008	2009	2010
CY	\$91.37	\$93.00	\$102.97
C	\$155.20	\$155.20	\$155.20
LF	\$1.50	\$1.62	\$1.62
LF	\$2.49	\$2.49	\$2.42
MBF	\$488.89	\$455.80	\$452.10
MSF	\$274.00	\$278.00	\$278.00
CWT	\$37.54	\$40.57	\$43.88
CWT	\$35.72	\$38.53	\$42.70
	17097	18016	18556

Emerging Projects

- ▶ Rainier Vista / 520 Interchange
- ▶ Student Housing – Phase 2
- ▶ Sound Transit – North Link

Other Projects

- ▶ Ocean Observatories Initiative
- ▶ Sound Transit U - Link



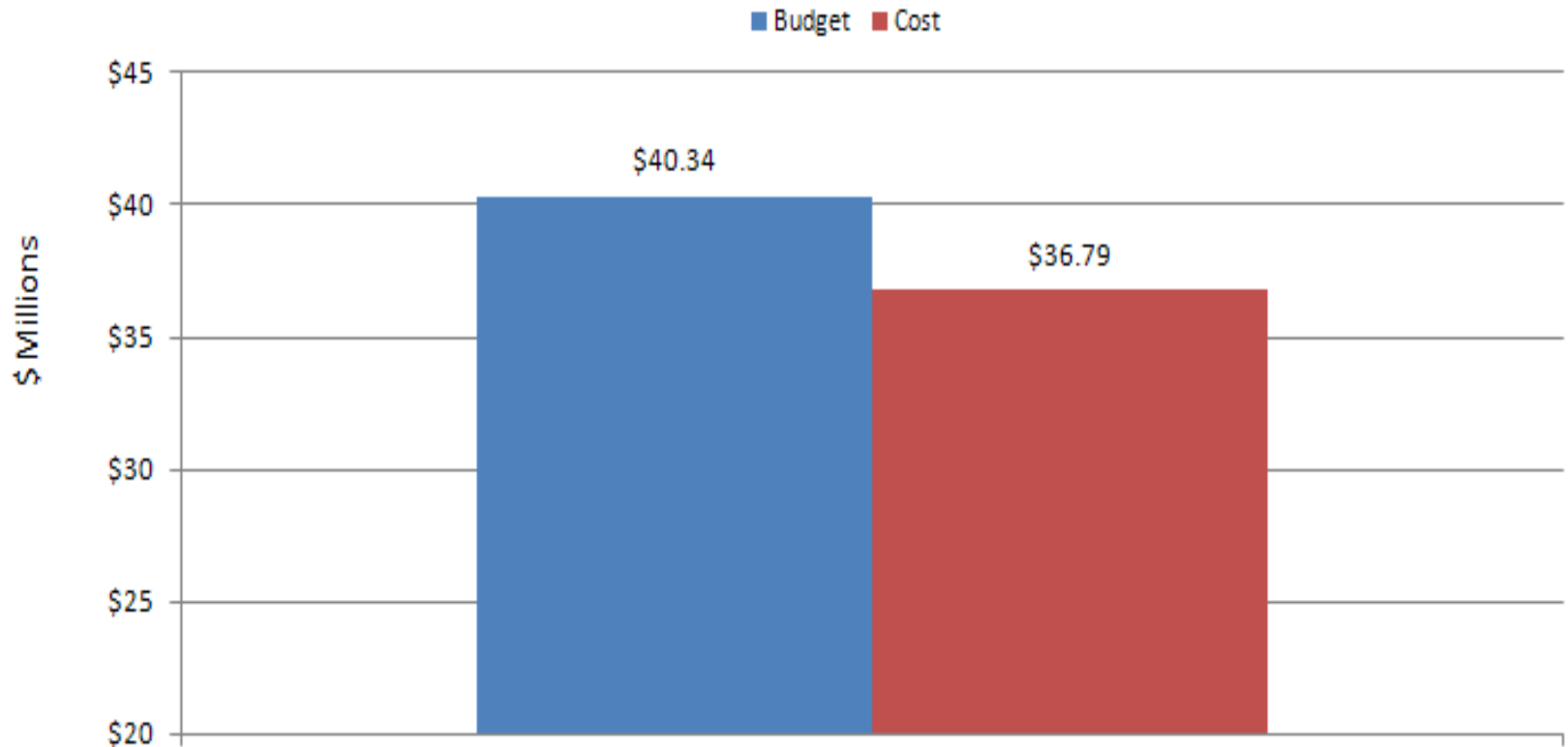
Major Projects Closed

	Budget / Actual \$M	Use Date / Actual
Clark Hall	18.1 / 17.2	3-09 / 6-09
Playhouse Theatre	9.8 / 10.5	9-08 / 10-08
West Campus Parking	17.9 / 13.6	9-09 / 3-09
Harborview Bond *	221 / 210	4-08 / 7-08
Architecture Hall	25.4 / 24.2	9-07 / 9-07
UWMC Radiation Oncology	5.3 / 4.8	7-09 / 5-09
MAG HSC H-Wing	43.2 / 37.9	10-8 / 10-8

* Budget includes future demolition. Cost does not.

Projects Under \$5 Million Closed

October 2009 - May 2010
167 Special Projects Closed



Number of Project Contracts Issued November 2009 – May 2010

	<u>W/MBE</u>	<u>Total</u>
Designers/Consultants	7 (4%)	157
Contractors	2 (6%)	32



Major Projects in Closeout

	<u>Budget/ F'cst \$M</u>	<u>Use Date / F'cst</u>
Benjamin D. Hall	29.9 / 29.4	9-05 / 3-06
Benjamin D. Hall iAMT	6.6 / 6.1	9-09 / 9-09
Wm. H. Philip Hall	12.1 / 10.7	1-09 / 10-08
Savery Hall	61.2 / 61.2*	9-09 / 9-09
UW Tower Data Center	32.5 / 32.5*	12-09 / 12-09
* Scope reinstated		

Major Projects in Bid/Construction

	<u>Budget/F'cst \$M</u>	<u>Use Date / F'cst</u>
Business Phase 1	95.0 / 92.1	9-10 / 9-10
Hall Health	10.2 / 10.2	8-11 / 9-11
Housing Phase 1	147.7 / 153.2*	(9-11 / 9-11) (9-12 / 9-12)
HSC 6 th Floor – RR Wing	28.7 / 25.1	4-10 / 6-10
HSC J-Wing Micro. Bio.	23.5 / 18.6	3-11 / 6/11
Molecular Engineering	77.7 / 77.7 *	1-12 / 1-12
UW MC Expansion	199.5 / 199.5	5-12 / 5-12
UW Tacoma Phase 3	54.3 / 54.3	(9-11 / 3-11) (6-12 / 6-12)
Wash. Dental Bldg.	19.8 / 19.8*	9-10 / 9-10
* Scope expanded		

Kidney, Heart and
Various Human Organ
Transplants are being
performed on the other
side of this wall.
IT COULD BE SOMEONE
YOU KNOW!!!!!!

03/31/2010 11:21

Major Projects in Design

Budget/F'cst \$M

Use Date / F'cst

Anderson Hall	TBD	TBD
Burke Museum	TBD	TBD
Ethnic Cultural Ctr.	15.5 / 13.95	9-11 / 2-12
Foster School Phase 2	46.8 / 46.8	9-12 / 5-12
House of Knowledge	TBD	TBD

Major Projects in Design

Budget/F'cst \$M

Use Date / F'cst

Housing Phase 3	TBD / 85	(9-13/9-14) /(9-13/9-14)
Hub Renovation	128.3 / 128.3	9-12 / 9-12
Safe Campus	8.0 / 8.0	6-11 / 6-11
Smart Grid	9.2 / 9.2	5-11 / 5/11
UW Bothell Phase 3	TBD / 68.0	TBD / 9-13

UW Board of Regents

Report Timing

▶ Current Agreement

- Semi Annual Written Reports

1 January – 30 June in July

1 July – 31 Dec. in January

- Verbal Reports

1 September – 28 February in March

1 March – 31 August in September

UW Board of Regents

Proposed Report Timing

▶ Proposed

- Semi Annual Written Reports

1 December – 31 May in June

1 June – 30 November in December

- Verbal Reports

1 September – 28 February in March

1 March – 31 August in September