

VII. STANDING COMMITTEES

B. Finance, Audit & Facilities Committee

Grant and Contract Awards Summary – April, 2010

RECOMMENDED ACTION:

It is the recommendation of the administration and the Finance, Audit & Facilities Committee that the Board of Regents accept the Grant and Contract Awards as presented in the attached report.

Attachment

Grant and Contract Awards Summary for April, 2010

Grant and Contract Awards Summary

to

The Board of Regents

of the

University of Washington

for

April 2010

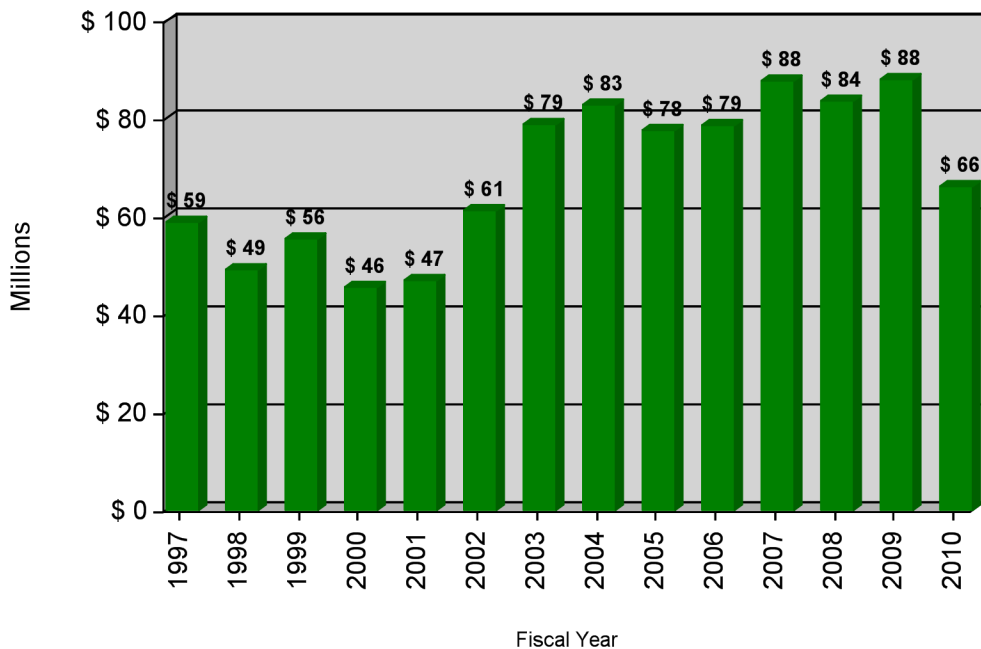
Office of Research

Office of Sponsored Programs

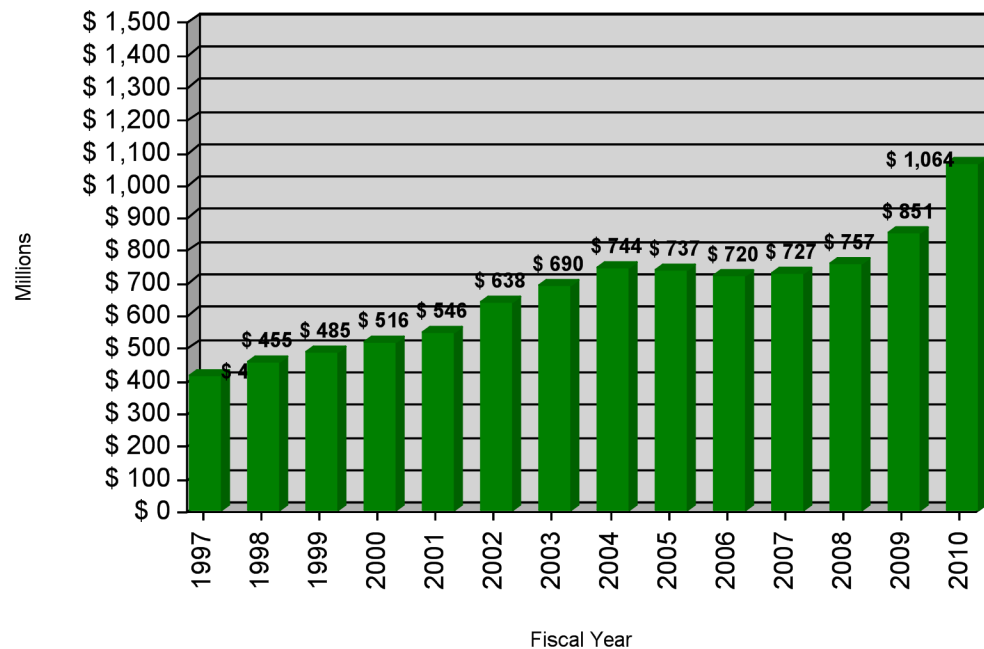
Table of Contents

Graphical Summary of Award Activity	3
Summary of Grant and Contract Awards	4
Comparison of Grants and Contract Awards by Agency	5
Comparison of Grants and Contract Awards by School/College	6
Summary of Grant Awards – Excluding Private Awards	8
Summary of Grant Awards - Private Awards	9
Summary of Contract Awards	10
Report of Grant & Contract Awards over \$1,000,000	11

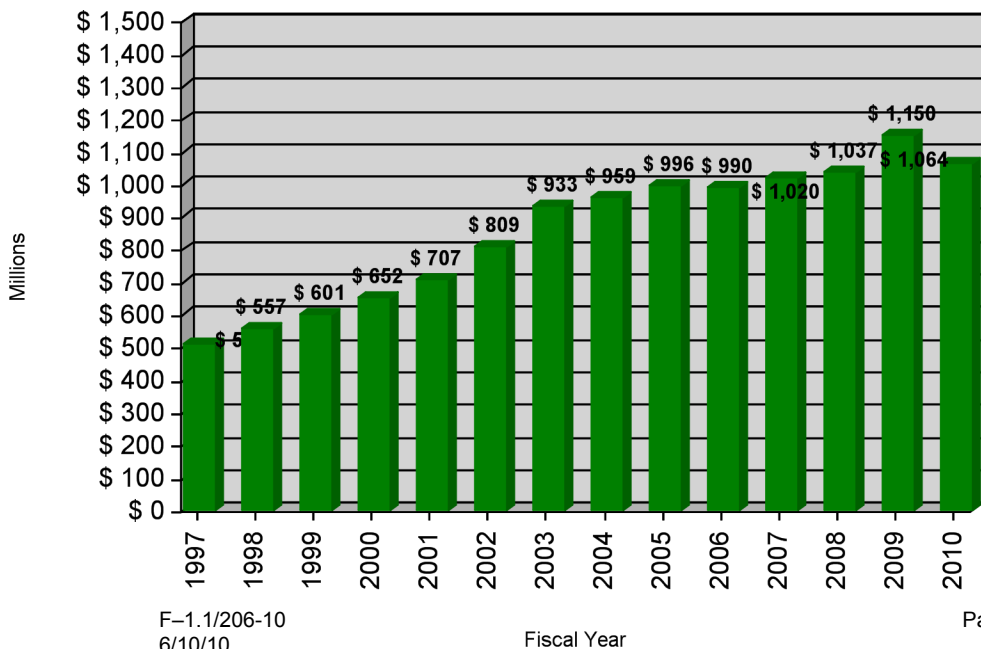
April Only
Comparison of Grant & Contract Awards



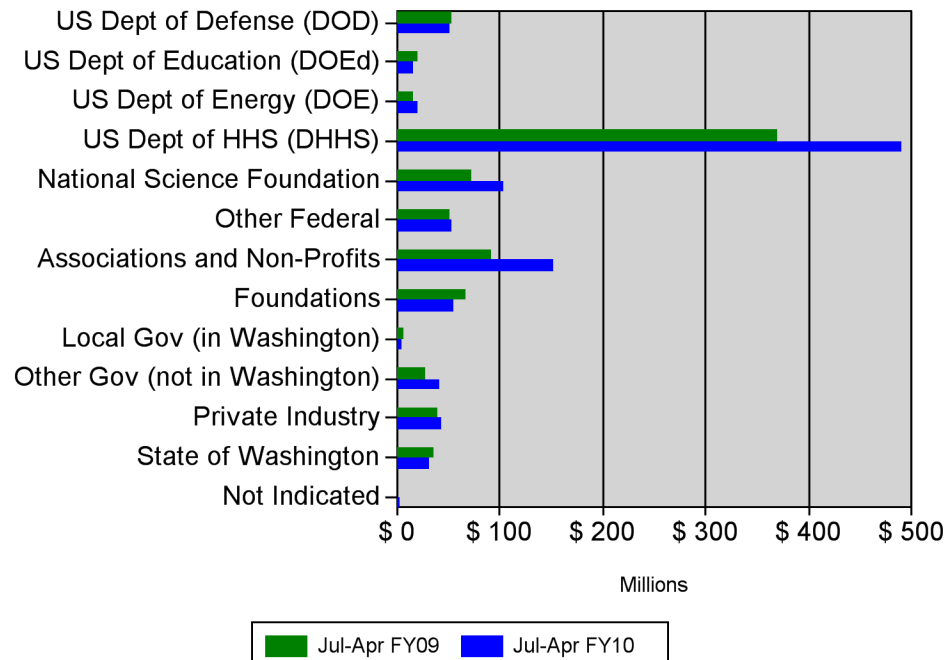
Fiscal Year to Date
Comparison of Grant & Contract Awards



Complete Fiscal Year
Comparison of Grant & Contract Awards



Fiscal Year to Date
Two-Year Comparison of Grant and Contract Awards



Summary of Grant and Contract Awards

Fiscal Year 2009-2010

Month	RESEARCH AND OTHER		TRAINING		Total Grants and Contracts
	Federal	Non-Federal	Federal	Non-Federal	
July	\$ 92,331,480	\$ 29,367,440	\$ 15,030,890	\$ 1,904,177	\$ 138,634,000
August	\$ 125,313,800	\$ 30,523,640	\$ 5,900,316	\$ 1,531,602	\$ 163,269,300
September	\$ 126,577,700	\$ 36,002,340	\$ 32,079,670	\$ 395,123	\$ 195,054,800
October	\$ 77,578,540	\$ 45,219,790	\$ 28,673,290	\$ 1,363,737	\$ 152,835,400
November	\$ 22,820,040	\$ 62,174,290	\$ 366,285	\$ 725,599	\$ 86,086,220
December	\$ 28,128,920	\$ 26,204,650	\$ 1,144,268	\$ 2,039,430	\$ 57,517,270
January	\$ 32,923,960	\$ 23,788,300	\$ 1,549,702	\$ 987,327	\$ 59,249,280
February	\$ 37,894,840	\$ 22,017,140	\$ 324,364	\$ 374,178	\$ 60,610,520
March	\$ 55,917,460	\$ 24,811,290	\$ 3,171,296	\$ 415,867	\$ 84,315,910
April	\$ 44,445,060	\$ 17,904,090	\$ 3,780,778	\$ 101,411	\$ 66,231,340
FY10 to Date	\$643,931,783	\$318,012,965	\$92,020,858	\$9,838,451	\$1,063,804,057
FY09 to Date	\$531,932,468	\$254,002,498	\$51,177,089	\$14,056,733	\$851,168,789
Over (Under) Previous Year	\$111,999,315	\$64,010,467	\$40,843,769	(\$4,218,282)	\$212,635,269

Assuming acceptance of all awards by the Board of Regents

Comparison of Grant and Contract Awards by Agency

Fiscal Years 2008-2009 and 2009-2010

Agency	Jul-Apr FY09	Jul-Apr FY10
US Department of Defense (DOD)	\$ 53,110,773	\$ 50,657,449
US Department of Education (DOEd)	\$ 19,425,615	\$ 16,413,667
US Department of Energy (DOE)	\$ 15,576,568	\$ 21,015,271
US Department of Health and Human Services (DHHS)	\$ 370,573,583	\$ 489,480,641
National Science Foundation (NSF)	\$ 72,337,569	\$ 104,459,051
Other Federal	\$ 52,085,450	\$ 53,926,562
Subtotal for Federal :	\$ 583,109,557	\$ 735,952,641
Associations and Non-Profits	\$ 91,330,463	\$ 151,467,147
Foundations	\$ 67,207,037	\$ 55,642,245
Local Government (in Washington)	\$ 6,267,441	\$ 4,875,610
Other Government (not in Washington)	\$ 27,981,914	\$ 42,340,082
Private Industry	\$ 39,486,051	\$ 42,607,001
State of Washington	\$ 35,786,325	\$ 30,919,332
Not Indicated	\$ 0	\$ 34,657
Subtotal for Non-Federal :	\$ 268,059,231	\$ 327,886,073
Grand Total :	\$ 851,168,789	\$ 1,063,838,714
Amount of Increase (Decrease) :		\$ 212,669,926
Percent of Increase (Decrease) :		25.0 %

Assuming acceptance of all awards by the Board of Regents

Comparison of Grant and Contract Awards by School/College

Fiscal Years 2008-2009 and 2009-2010

School/College	Jul-Apr FY09	Jul-Apr FY10
Upper Campus		
Architecture and Urban Planning	\$ 1,916,265	\$ 1,644,257
Arts and Sciences	\$ 77,665,147	\$ 87,767,308
College of the Environment	\$ 120,088	\$ 31,503,958
Director of Libraries	\$ 6,860,485	\$ 1,663,292
Education	\$ 9,162,873	\$ 4,600,135
Educational Outreach	\$ 96,400	\$ 123,000
Engineering	\$ 69,269,274	\$ 82,012,409
Evans School of Public Affairs	\$ 3,472,452	\$ 1,215,938
Executive Vice President	\$ 1,451,647	
Forest Resources	\$ 7,411,814	\$ 2,154,813
Foster School of Business	\$ 770,000	\$ 1,072,257
Graduate School	\$ 4,668,556	\$ 3,852,291
Information School	\$ 5,433,363	\$ 6,677,009
Law	\$ 2,775,906	\$ 1,445,814
Ocean and Fishery Sciences	\$ 72,556,527	\$ 89,021,139
Office of Research	\$ 16,770,005	\$ 40,310,532
Provost	\$ 112,947	\$ 35,000
Social Work	\$ 11,710,823	\$ 20,051,681
Undergraduate Education	\$ 272,265	\$ 213,373
VP Educational Partnerships	\$ 30,000	
VP Minority Affairs	\$ 6,617,602	\$ 5,410,124
VP Student Affairs		\$ 280,137
VP Student Life		\$ 20,715
Subtotal :	\$ 299,144,439	\$ 381,075,182
Health Sciences		
Dentistry	\$ 7,607,794	\$ 8,713,823
Medicine	\$ 432,351,705	\$ 559,943,681
Nursing	\$ 10,445,386	\$ 14,480,963
Pharmacy	\$ 8,122,739	\$ 13,523,440
Public Health	\$ 59,944,183	\$ 64,575,457
Subtotal :	\$ 518,471,806	\$ 661,237,364
Special Programs		
Alcohol and Drug Abuse Institute	\$ 3,094,050	\$ 3,528,875
CHDD Administration	\$ 5,066,478	\$ 5,960,764
Regional Primate Center	\$ 20,076,037	\$ 9,502,792
Subtotal :	\$ 28,236,565	\$ 18,992,431
Other UW Campuses		
Bothell	\$ 4,804,721	\$ 2,074,457

School/College		Jul-Apr FY09	Jul-Apr FY10
Other UW Campuses	Tacoma	\$ 511,258	\$ 459,280
	Subtotal :	\$ 5,315,979	\$ 2,533,737
	Grand Total :	\$ 851,168,789	\$ 1,063,838,714

Assuming acceptance of all awards by the Board of Regents

Summary of Grant Awards**Fiscal Year 2009-2010***Excluding private awards from Foundations, Industry, Associations and Others*

Month	RESEARCH AND OTHER		TRAINING		Total Grants
	Federal	Non-Federal	Federal	Non-Federal	
July	\$ 91,428,820	\$ 4,713,717	\$ 15,030,890	\$ 955,270	\$ 112,128,700
August	\$ 119,211,600	\$ 10,426,390	\$ 5,900,316	\$ 998,571	\$ 136,536,800
September	\$ 118,584,700	\$ 3,668,856	\$ 31,878,100	\$ 155,656	\$ 154,287,300
October	\$ 72,006,290	\$ 9,217,262	\$ 28,673,290	\$ 172,632	\$ 110,069,500
November	\$ 16,219,290	\$ 4,912,430	\$ 366,285	\$ 89,960	\$ 21,587,960
December	\$ 25,204,060	\$ 5,145,988	\$ 1,144,268	\$ 304,160	\$ 31,798,470
January	\$ 30,542,890	\$ 2,732,340	\$ 1,549,702	\$ 0	\$ 34,824,930
February	\$ 36,038,910	\$ 4,135,784	\$ 324,364	\$ 12,364	\$ 40,511,420
March	\$ 54,936,100	\$ 4,334,430	\$ 3,171,296	\$ 0	\$ 62,441,820
April	\$ 41,531,530	\$ 2,035,670	\$ 2,189,426	\$ 0	\$ 45,756,630
Year to Date	\$ 605,704,100	\$ 51,322,860	\$ 90,227,940	\$ 2,688,613	\$ 749,943,600

Assuming acceptance of all awards by the Board of Regents

Summary of Grant Awards**Fiscal Year 2009-2010***Private awards from Foundations, Industry, Associations and Others*

Month	RESEARCH AND OTHER	TRAINING	Total Grants
July	\$ 13,083,060	\$ 64,396	\$ 13,147,460
August	\$ 13,285,460	\$ 304,231	\$ 13,589,690
September	\$ 26,139,530	\$ 239,467	\$ 26,378,990
October	\$ 29,279,210	\$ 567,213	\$ 29,846,420
November	\$ 47,961,170	\$ 201,993	\$ 48,163,160
December	\$ 14,214,130	\$ 1,045,878	\$ 15,260,010
January	\$ 13,969,570	\$ 345,609	\$ 14,315,180
February	\$ 14,359,730	\$ 226,120	\$ 14,585,850
March	\$ 13,329,480	\$ 153,500	\$ 13,482,980
April	\$ 10,920,880	\$ 101,411	\$ 11,022,290
Year to Date	\$ 196,542,200	\$ 3,249,818	\$ 199,792,000

Assuming acceptance of all awards by the Board of Regents

Summary of Contract Awards**Fiscal Year 2009-2010**

Month	RESEARCH AND OTHER		TRAINING		Total Contracts
	Federal	Non-Federal	Federal	Non-Federal	
July	\$ 902,667	\$ 11,570,660	\$ 0	\$ 884,511	\$ 13,357,840
August	\$ 6,102,208	\$ 6,811,787	\$ 0	\$ 228,800	\$ 13,142,800
September	\$ 7,993,044	\$ 6,193,956	\$ 201,565	\$ 0	\$ 14,388,560
October	\$ 5,572,260	\$ 6,723,323	\$ 0	\$ 623,892	\$ 12,919,470
November	\$ 6,600,753	\$ 9,300,686	\$ 0	\$ 433,646	\$ 16,335,080
December	\$ 2,924,862	\$ 6,844,534	\$ 0	\$ 689,392	\$ 10,458,790
January	\$ 2,381,065	\$ 7,086,389	\$ 0	\$ 641,718	\$ 10,109,170
February	\$ 1,855,925	\$ 3,521,629	\$ 0	\$ 135,694	\$ 5,513,249
March	\$ 981,362	\$ 7,147,384	\$ 0	\$ 262,367	\$ 8,391,113
April	\$ 2,913,529	\$ 4,947,536	\$ 1,591,352	\$ 0	\$ 9,452,417
Year to Date	\$ 38,227,670	\$ 70,147,890	\$ 1,792,917	\$ 3,900,020	\$ 114,068,500

Assuming acceptance of all awards by the Board of Regents

**Report of Grant and Contract Awards
of \$1,000,000 or More**

April 2010

**Requiring action of
The Board of Regents
of the
University of Washington**

**Office of Research
Office of Sponsored Programs**

Detail of Public Grant Awards

Federal

US Department of Energy (DOE)

US Department of Energy (DOE)

To:	David B. Kaplan, Director Institute for Nuclear Theory	\$ 2,655,000
For:	National Institute for Nuclear Theory	
Eff:	3/1/2010	Classified: No

Total for US Department of Energy (DOE): **\$ 2,655,000**

Total for US Department of Energy (DOE): **\$ 2,655,000**

US Department of Health and Human Services (DHHS)

National Institutes of Health (NIH)

To:	Timothy De Rouen, Professor Dental Public Health Sciences	\$ 1,267,912
For:	Network Chair for the Pacific Northwest DPBRN	
Eff:	4/1/2010	Classified: No

To:	Brian Leroux, Assoc Professor Dental Public Health Sciences	\$ 1,380,064
For:	Data Coordinating Center for the Pacific Northwest DPBRN	
Eff:	4/1/2010	Classified: No

National Institute of Environmental Health and Science (NIEHS)

To:	Harvey Checkoway, Professor Department of Environmental and Occupational Health Sciences	\$ 2,342,413
For:	Effects-Related Biomarkers of Environmental Neurotoxic Exposures	
Eff:	4/20/2010	Classified: No

Total for National Institute of Environmental Health and Science (NIEHS): *\$ 2,342,413*

Total for National Institutes of Health (NIH): **\$ 4,990,389**

Total for US Department of Health and Human Services (DHHS): **\$ 4,990,389**

Total for Federal: **\$ 7,645,389**

Total Public Grants: **\$ 7,645,389**

Detail of Contract Awards

Federal

US Department of Health and Human Services (DHHS)

National Institutes of Health (NIH)

National Library of Medicine (NLM)

To: Neil Rambo, Associate Dean Of Library LIBRARY \$ 1,531,292

For: National Network of Libraries of Medicine, Pacific NW Region

Eff: 8/1/2006 Classified: No

Total for National Library of Medicine (NLM): \$ 1,531,292

Total for National Institutes of Health (NIH): \$ 1,531,292

Total for US Department of Health and Human Services (DHHS): \$ 1,531,292

Total for Federal: \$ 1,531,292

Total Contracts: \$ 1,531,292

Grand Total for all Awards \$ 9,176,681