

VII. STANDING COMMITTEES

B. Finance, Audit and Facilities Committee

Grant and Contract Awards Summary – May 2010

RECOMMENDED ACTION:

It is the recommendation of the administration and the Finance, Audit & Facilities Committee that the Board of Regents accept the Grant and Contract Awards as presented in the attached report.

Attachment

Grant and Contract Awards Summary for May 2010

Grant and Contract Awards Summary

to

The Board of Regents

of the

University of Washington

for

May 2010

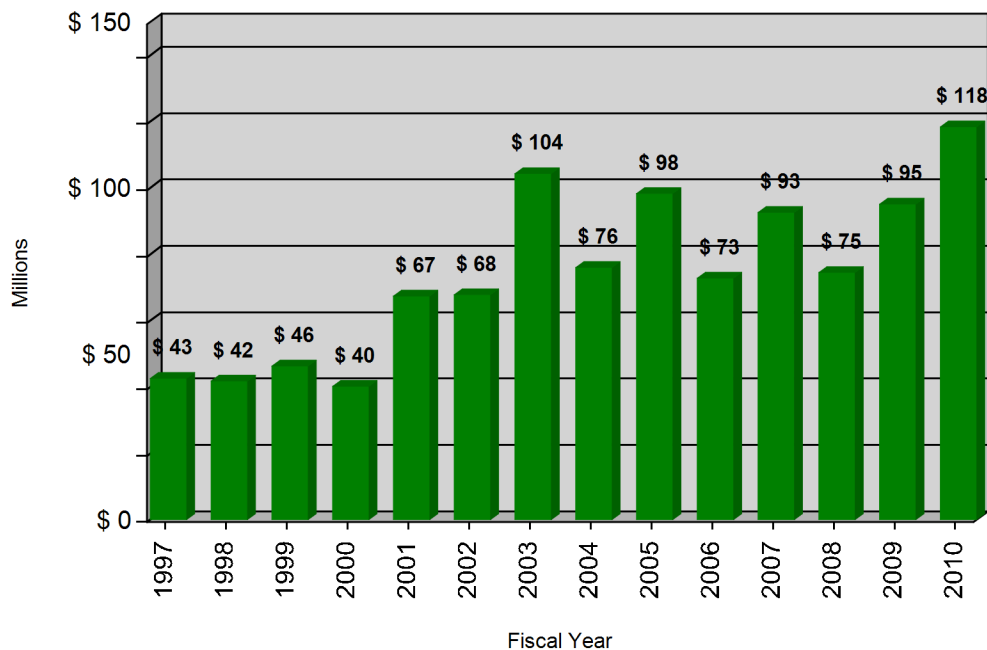
Office of Research

Office of Sponsored Programs

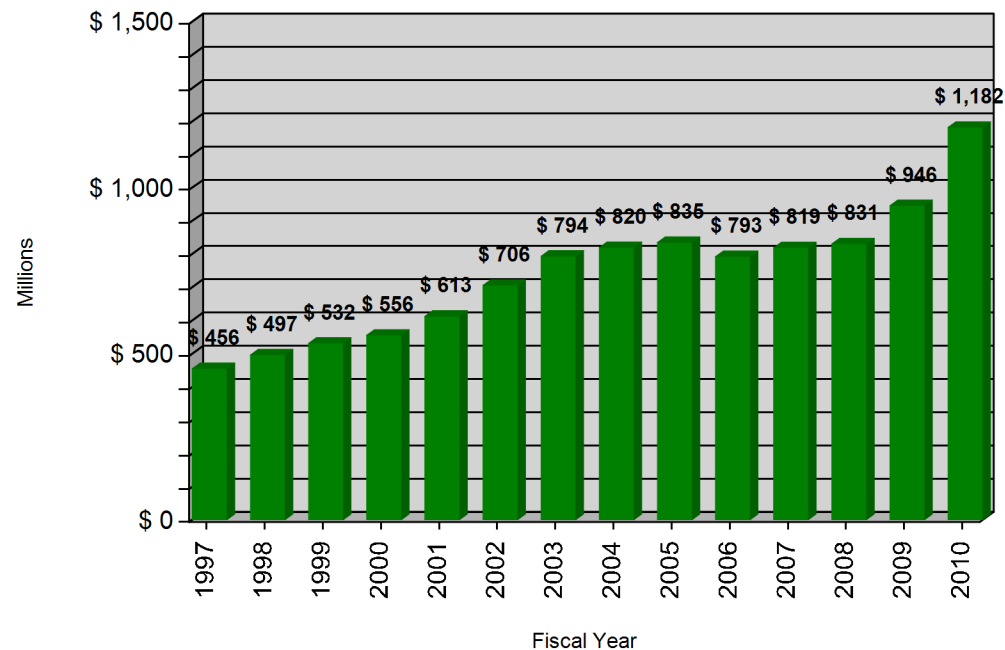
Table of Contents

Graphical Summary of Award Activity	3
Summary of Grant and Contract Awards	4
Comparison of Grants and Contract Awards by Agency	5
Comparison of Grants and Contract Awards by School/College	6
Summary of Grant Awards – Excluding Private Awards	8
Summary of Grant Awards - Private Awards	9
Summary of Contract Awards	10
Report of Grant & Contract Awards over \$1,000,000	11

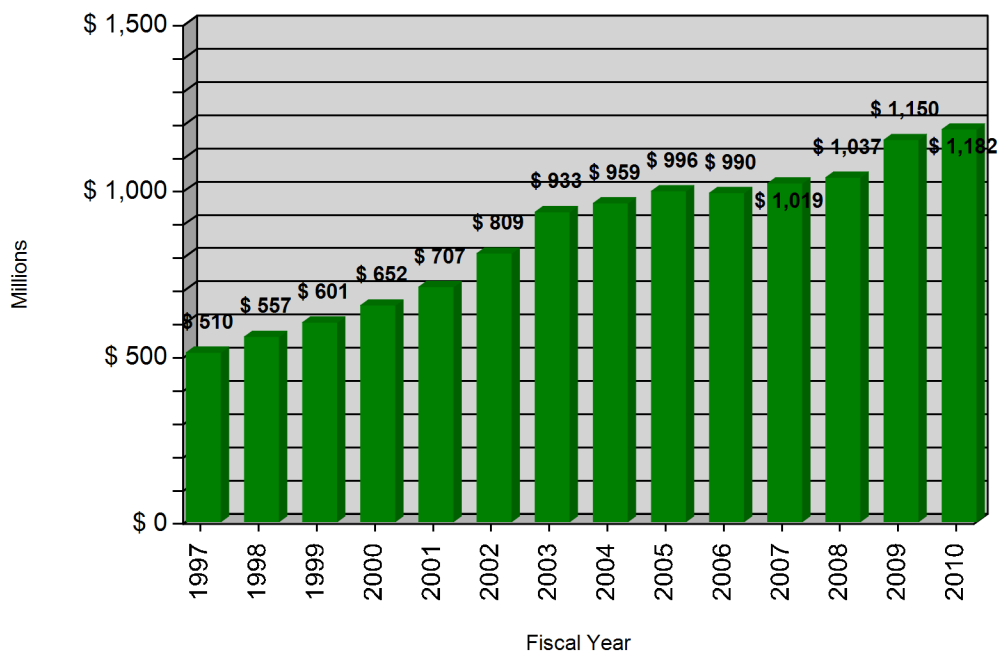
May Only
Comparison of Grant & Contract Awards



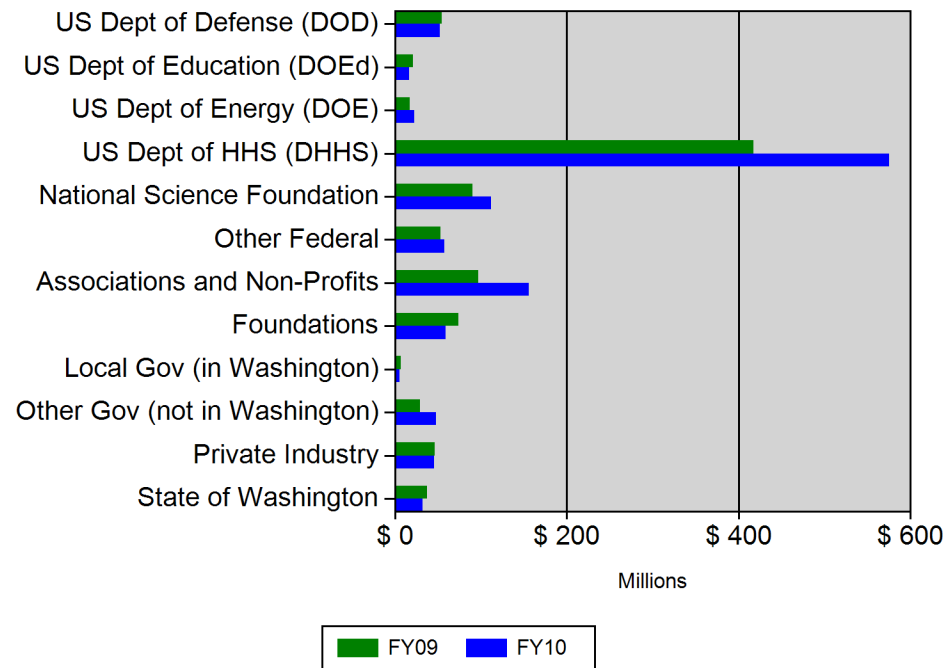
Fiscal Year to Date
Comparison of Grant & Contract Awards



Complete Fiscal Year
Comparison of Grant & Contract Awards



Fiscal Year to Date
Two-Year Comparison of Grant and Contract Awards



Summary of Grant and Contract Awards

Fiscal Year 2009-2010

Month	RESEARCH AND OTHER		TRAINING		Total Grants and Contracts
	Federal	Non-Federal	Federal	Non-Federal	
July	\$ 92,331,480	\$ 29,367,440	\$ 15,030,890	\$ 1,904,177	\$ 138,634,000
August	\$ 125,313,800	\$ 30,523,640	\$ 5,900,316	\$ 1,531,602	\$ 163,269,300
September	\$ 126,577,700	\$ 36,002,340	\$ 32,079,670	\$ 395,123	\$ 195,054,800
October	\$ 77,578,540	\$ 45,219,790	\$ 28,673,290	\$ 1,363,737	\$ 152,835,400
November	\$ 22,820,040	\$ 62,174,290	\$ 366,285	\$ 725,599	\$ 86,086,220
December	\$ 28,128,920	\$ 26,204,650	\$ 1,144,268	\$ 2,039,430	\$ 57,517,270
January	\$ 32,923,960	\$ 23,788,300	\$ 1,549,702	\$ 987,327	\$ 59,249,280
February	\$ 37,894,840	\$ 22,051,800	\$ 324,364	\$ 374,178	\$ 60,645,180
March	\$ 55,917,460	\$ 24,811,290	\$ 3,171,296	\$ 415,867	\$ 84,315,910
April	\$ 44,445,060	\$ 17,904,090	\$ 3,780,778	\$ 101,411	\$ 66,231,340
May	\$ 77,909,790	\$ 17,019,230	\$ 22,605,470	\$ 861,938	\$ 118,396,400
FY10 to Date	\$721,841,572	\$335,066,847	\$114,626,330	\$10,700,389	\$1,182,235,138
FY09 to Date	\$595,508,301	\$276,934,185	\$58,975,886	\$14,836,700	\$946,255,072
Over (Under) Previous Year	\$126,333,272	\$58,132,662	\$55,650,444	(\$4,136,311)	\$235,980,066

Assuming acceptance of all awards by the Board of Regents

Comparison of Grant and Contract Awards by Agency Fiscal Years 2008-2009 and 2009-2010		
Agency	Jul-May FY09	Jul-May FY10
US Department of Defense (DOD)	\$ 54,461,678	\$ 52,679,391
US Department of Education (DOEd)	\$ 21,149,171	\$ 16,413,667
US Department of Energy (DOE)	\$ 17,339,326	\$ 22,427,328
US Department of Health and Human Services (DHHS)	\$ 417,391,906	\$ 575,093,229
National Science Foundation (NSF)	\$ 90,730,144	\$ 112,349,882
Other Federal	\$ 53,411,962	\$ 57,504,405
Subtotal for Federal :	\$ 654,484,187	\$ 836,467,902
Associations and Non-Profits	\$ 97,267,482	\$ 155,968,749
Foundations	\$ 74,380,986	\$ 58,778,586
Local Government (in Washington)	\$ 6,833,634	\$ 5,440,785
Other Government (not in Washington)	\$ 29,292,625	\$ 47,906,714
Private Industry	\$ 46,573,018	\$ 45,669,669
State of Washington	\$ 37,423,141	\$ 32,002,733
Subtotal for Non-Federal :	\$ 291,770,885	\$ 345,767,236
Grand Total :	\$ 946,255,072	\$ 1,182,235,138
Amount of Increase (Decrease) :		\$ 235,980,066
Percent of Increase (Decrease) :		24.9 %

Assuming acceptance of all awards by the Board of Regents

Comparison of Grant and Contract Awards by School/College

Fiscal Years 2008-2009 and 2009-2010

School/College	Jul-May FY09	Jul-May FY10
Upper Campus		
Architecture and Urban Planning	\$ 1,981,265	\$ 1,748,857
Arts and Sciences	\$ 92,413,870	\$ 97,360,808
College of the Environment	\$ 320,490	\$ 34,768,828
Director of Libraries	\$ 8,797,104	\$ 1,663,292
Education	\$ 9,879,562	\$ 4,716,415
Educational Outreach	\$ 96,400	\$ 123,000
Engineering	\$ 72,593,537	\$ 87,024,925
Evans School of Public Affairs	\$ 3,472,452	\$ 1,235,914
Executive Vice President	\$ 1,451,647	
Forest Resources	\$ 7,498,318	\$ 2,289,585
Foster School of Business	\$ 924,182	\$ 1,072,257
Graduate School	\$ 7,870,056	\$ 7,747,699
Information School	\$ 5,594,633	\$ 6,849,639
Law	\$ 3,060,946	\$ 1,461,814
Ocean and Fishery Sciences	\$ 78,155,456	\$ 89,997,330
Office of Research	\$ 16,931,109	\$ 43,574,539
Provost	\$ 112,947	\$ 35,000
Social Work	\$ 12,721,377	\$ 20,251,321
Undergraduate Education	\$ 272,265	\$ 213,373
VP Educational Partnerships	\$ 30,000	
VP Minority Affairs	\$ 6,638,602	\$ 5,410,124
VP Student Affairs		\$ 280,137
VP Student Life		\$ 20,715
Subtotal :	\$ 330,816,216	\$ 407,845,572
Health Sciences		
Dentistry	\$ 8,143,508	\$ 10,994,759
Medicine	\$ 487,374,830	\$ 630,990,903
Nursing	\$ 12,358,945	\$ 16,254,620
Pharmacy	\$ 8,321,637	\$ 14,843,736
Public Health	\$ 64,031,383	\$ 78,449,145
Subtotal :	\$ 580,230,302	\$ 751,533,163
Special Programs		
Alcohol and Drug Abuse Institute	\$ 3,094,050	\$ 3,611,505
CHDD Administration	\$ 6,347,487	\$ 5,960,764
Regional Primate Center	\$ 20,076,037	\$ 10,695,397
Subtotal :	\$ 29,517,574	\$ 20,267,666

School/College		Jul-May FY09	Jul-May FY10
Other UW Campuses			
	Bothell	\$ 5,179,721	\$ 2,129,457
	Tacoma	\$ 511,258	\$ 459,280
	Subtotal :	\$ 5,690,979	\$ 2,588,737
	Grand Total :	\$ 946,255,072	\$ 1,182,235,138

Assuming acceptance of all awards by the Board of Regents

Summary of Grant Awards

Fiscal Year 2009-2010

Excluding private awards from Foundations, Industry, Associations and Others

Month	RESEARCH AND OTHER		TRAINING		Total Grants
	Federal	Non-Federal	Federal	Non-Federal	
July	\$ 91,428,820	\$ 4,713,717	\$ 15,030,890	\$ 955,270	\$ 112,128,700
August	\$ 119,211,600	\$ 10,426,390	\$ 5,900,316	\$ 998,571	\$ 136,536,800
September	\$ 118,584,700	\$ 3,668,856	\$ 31,878,100	\$ 155,656	\$ 154,287,300
October	\$ 72,006,290	\$ 9,217,262	\$ 28,673,290	\$ 172,632	\$ 110,069,500
November	\$ 16,219,290	\$ 4,912,430	\$ 366,285	\$ 89,960	\$ 21,587,960
December	\$ 25,204,060	\$ 5,145,988	\$ 1,144,268	\$ 304,160	\$ 31,798,470
January	\$ 30,542,890	\$ 2,732,340	\$ 1,549,702	\$ 0	\$ 34,824,930
February	\$ 36,038,910	\$ 4,135,784	\$ 324,364	\$ 12,364	\$ 40,511,420
March	\$ 54,936,100	\$ 4,334,430	\$ 3,171,296	\$ 0	\$ 62,441,820
April	\$ 41,531,530	\$ 2,035,670	\$ 2,189,426	\$ 0	\$ 45,756,630
May	\$ 72,891,100	\$ 5,531,032	\$ 22,605,470	\$ 20,508	\$ 101,048,100
Year to Date	\$ 678,595,200	\$ 56,853,900	\$ 112,833,400	\$ 2,709,121	\$ 850,991,600

Assuming acceptance of all awards by the Board of Regents

Summary of Grant Awards**Fiscal Year 2009-2010***Private awards from Foundations, Industry, Associations and Others*

Month	RESEARCH AND OTHER	TRAINING	Total Grants
July	\$ 13,083,060	\$ 64,396	\$ 13,147,460
August	\$ 13,285,460	\$ 304,231	\$ 13,589,690
September	\$ 26,139,530	\$ 239,467	\$ 26,378,990
October	\$ 29,279,210	\$ 567,213	\$ 29,846,420
November	\$ 47,961,170	\$ 201,993	\$ 48,163,160
December	\$ 14,214,130	\$ 1,045,878	\$ 15,260,010
January	\$ 13,969,570	\$ 345,609	\$ 14,315,180
February	\$ 14,394,380	\$ 226,120	\$ 14,620,500
March	\$ 13,329,480	\$ 153,500	\$ 13,482,980
April	\$ 10,920,880	\$ 101,411	\$ 11,022,290
May	\$ 6,591,882	\$ 387,529	\$ 6,979,411
Year to Date	\$ 203,168,800	\$ 3,637,347	\$ 206,806,100

Assuming acceptance of all awards by the Board of Regents

Summary of Contract Awards					
Fiscal Year 2009-2010					
Month	RESEARCH AND OTHER		TRAINING		Total Contracts
	Federal	Non-Federal	Federal	Non-Federal	
July	\$ 902,667	\$ 11,570,660	\$ 0	\$ 884,511	\$ 13,357,840
August	\$ 6,102,208	\$ 6,811,787	\$ 0	\$ 228,800	\$ 13,142,800
September	\$ 7,993,044	\$ 6,193,956	\$ 201,565	\$ 0	\$ 14,388,560
October	\$ 5,572,260	\$ 6,723,323	\$ 0	\$ 623,892	\$ 12,919,470
November	\$ 6,600,753	\$ 9,300,686	\$ 0	\$ 433,646	\$ 16,335,080
December	\$ 2,924,862	\$ 6,844,534	\$ 0	\$ 689,392	\$ 10,458,790
January	\$ 2,381,065	\$ 7,086,389	\$ 0	\$ 641,718	\$ 10,109,170
February	\$ 1,855,925	\$ 3,521,629	\$ 0	\$ 135,694	\$ 5,513,249
March	\$ 981,362	\$ 7,147,384	\$ 0	\$ 262,367	\$ 8,391,113
April	\$ 2,913,529	\$ 4,947,536	\$ 1,591,352	\$ 0	\$ 9,452,417
May	\$ 5,018,696	\$ 4,896,311	\$ 0	\$ 453,901	\$ 10,368,910
Year to Date	\$ 43,246,370	\$ 75,044,200	\$ 1,792,917	\$ 4,353,921	\$ 124,437,400

Assuming acceptance of all awards by the Board of Regents

**Report of Grant and Contract Awards
of \$1,000,000 or More**

May 2010

**Requiring action of
The Board of Regents
of the
University of Washington**

**Office of Research
Office of Sponsored Programs**

Detail of Public Grant Awards

Federal

US Department of Health and Human Services (DHHS)

Health Resources and Services Administration (HRSA)

To:	King Holmes, Professor Public Health and Community Medicine	\$ 17,472,881
For:	International AIDS Education and Training Center	
Eff:	4/1/2010	Classified: No

Total for Health Resources and Services Administration (HRSA): \$ 17,472,881

National Institutes of Health (NIH)

To:	Peter M Milgrom, Professor Dental Public Health Sciences	\$ 1,135,896
For:	Northwest/Alaska/Hawaii Center to Reduce Oral Health Disparities	
Eff:	6/1/2010	Classified: No
To:	Michael Gale, Associate Professor Department of Immunology	\$ 2,110,046
For:	Immune Control of Flavivirus Infection	
Eff:	5/1/2010	Classified: No
To:	Bruce M. Psaty, Professor Department of Medicine	\$ 1,247,777
For:	CHS Events Follow-Up Study	
Eff:	6/1/2010	Classified: No
To:	Charles E. Murry, Professor Department of Pathology	\$ 2,539,392
For:	STEM CELLS AND CARDIOVASCULAR REPAIR	
Eff:	6/1/2010	Classified: No
To:	Gerald Van Belle, Professor Emeritus Department of Biostatistics	\$ 4,922,319
For:	Resuscitation Outcomes Consortium (ROC) Data Coordinating Center	
Eff:	3/1/2010	Classified: No
To:	Gerald Van Belle, Professor Emeritus Department of Biostatistics	\$ 1,450,000
For:	Resuscitation Outcomes Consortium (ROC) Data Coordinating Center	
Eff:	5/17/2010	Classified: No
To:	G Stamatoyannopoulos, Professor Department of Medicine	\$ 2,432,540
For:	Stem Cell Gene Therapy for Hemoglobinopathies	
Eff:	3/1/2010	Classified: No
To:	Kristina Anne Crothers, Asst Professor Department of Medicine	\$ 1,045,774
For:	Longitudinal Studies of HIV Associated Lung Infections and Complications	
Eff:	9/1/2009	Classified: No

Detail of Public Grant Awards

Federal

US Department of Health and Human Services (DHHS)

National Institutes of Health (NIH)

National Center for Research Resources (NCRR)

To: Gary Drobny, Professor \$ 2,660,500
Department of Chemistry

For: Acquisition of a 800 MHz NMR Spectrometer

Eff: 5/13/2010 Classified: No

Total for National Center for Research Resources (NCRR): \$ 2,660,500

National Human Genome Research Institute (NHGRI)

To: Robert H Waterston, Professor \$ 1,497,093
Department of Genome Sciences

For: Global Identification of transcribed elements in the C. elegans

Eff: 4/1/2010 Classified: No

Total for National Human Genome Research Institute (NHGRI): \$ 1,497,093

National Institute of Child Health and Human Development (NICHD)

To: G Stanley Mc Knight, Professor \$ 1,890,151
Department of Pharmacology

For: U54 Clinical and Basic Studies in Male Reproduction

Eff: 4/1/2010 Classified: No

To: William J Bremner, Professor \$ 1,846,715
Department of Medicine

For: Male Contraception Research Center Grant

Eff: 3/1/2010 Classified: No

Total for National Institute of Child Health and Human Development (NICHD): \$ 3,736,866

National Institute of Dental and Craniofacial Research (NIDCR)

To: Timothy De Rouen, Professor \$ 1,018,471
Dental Public Health Sciences

For: Comprehensive Training in Oral Health Research

Eff: 7/1/2010 Classified: No

Total for National Institute of Dental and Craniofacial Research (NIDCR): \$ 1,018,471

Total for National Institutes of Health (NIH): \$ 25,796,674

Total for US Department of Health and Human Services (DHHS): \$ 43,269,555

National Science Foundation (NSF)

National Science Foundation (NSF)

To: Helene J. Obradovich, Director \$ 3,867,458
Graduate School

For: 09-10 NSF Graduate Research Fellowship

Eff: 6/1/2009 Classified: No

Total for National Science Foundation (NSF): \$ 3,867,458

Total for National Science Foundation (NSF): \$ 3,867,458

Total for Federal: \$ 47,137,013

Total Public Grants: 13 \$ 47,137,013

Detail of Contract Awards

Federal

US Department of Health and Human Services (DHHS)	
National Institutes of Health (NIH)	
To: Michael J Gale, Associate Professor Department of Immunology	\$ 2,181,933
For: RIG-I-LIKE RECEPTORS AND NOVEL INNATE IMMUNE PATHWAYS FOR ADJUVANT DISCOVERY AND DEVELOPMENT	
Eff: 9/30/2009	Classified: No
<i>National Heart, Lung, and Blood Institute (NHLBI)</i>	
To: Richard A Kronmal, Professor Department of Biostatistics	\$ 2,095,389
For: Multi-Ethnic Study of Atherosclerosis	
Eff: 12/21/1998	Classified: No
<i>Total for National Heart, Lung, and Blood Institute (NHLBI):</i>	<i>\$ 2,095,389</i>
Total for National Institutes of Health (NIH):	\$ 4,277,322
Total for US Department of Health and Human Services (DHHS):	\$ 4,277,322
Total for Federal:	\$ 4,277,322
Total Contracts:	\$ 4,277,322
Grand Total for all Awards	\$ 51,414,335