

VII. STANDING COMMITTEES

B. Finance, Audit and Facilities Committee

Grant and Contract Awards Summary – October and November, 2009

RECOMMENDED ACTION:

It is the recommendation of the administration and the Finance and Audit Committee that the Board of Regents accept the Grant and Contract Awards as presented on the attached list.

Attachment:

Grant and Contract Awards Summaries
Report of Grant and Contract Awards of \$1,000,000 or More

Grant and Contract Awards Summary

to

The Board of Regents

of the

University of Washington

for

October 2009

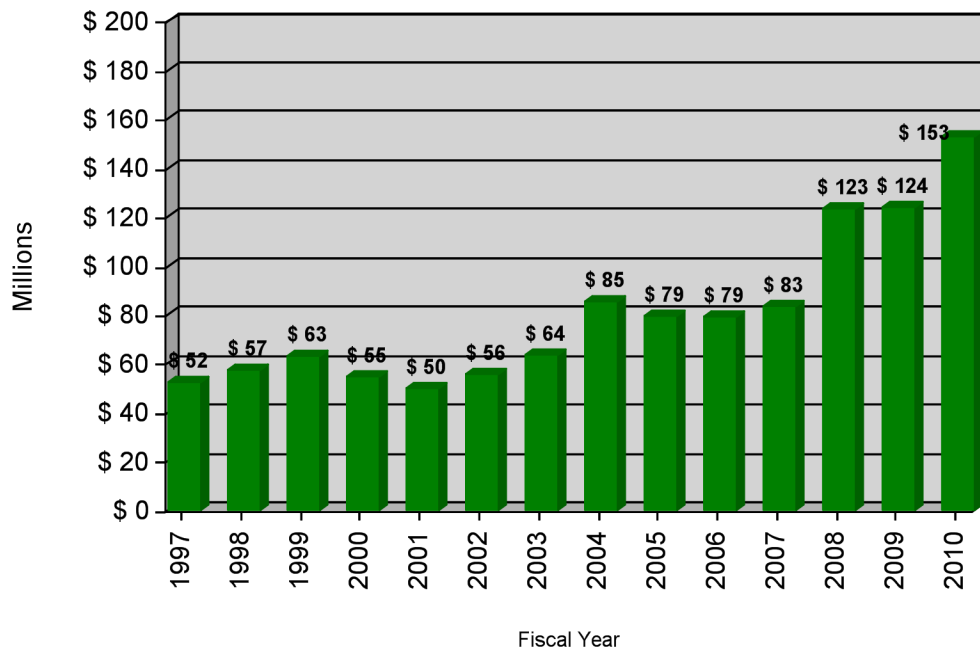
Office of Research

Office of Sponsored Programs

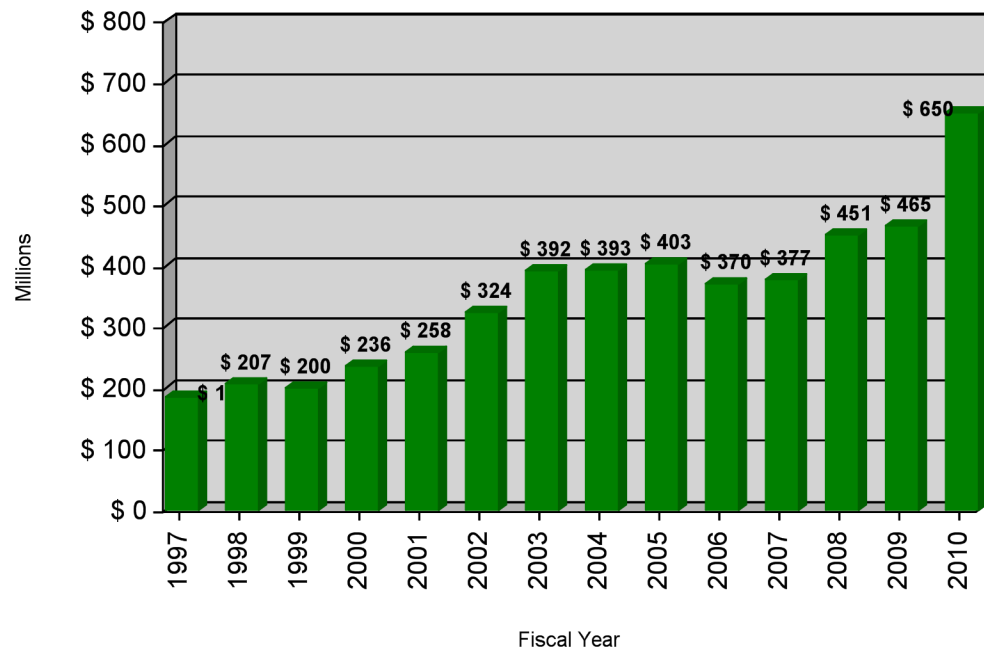
Table of Contents

Graphical Summary of Award Activity	3
Summary of Grant and Contract Awards	4
Comparison of Grants and Contract Awards by Agency	5
Comparison of Grants and Contract Awards by School/College	6
Summary of Grant Awards – Excluding Private Awards	8
Summary of Grant Awards - Private Awards	9
Summary of Contract Awards	10
Report of Grant & Contract Awards over \$1,000,000	11

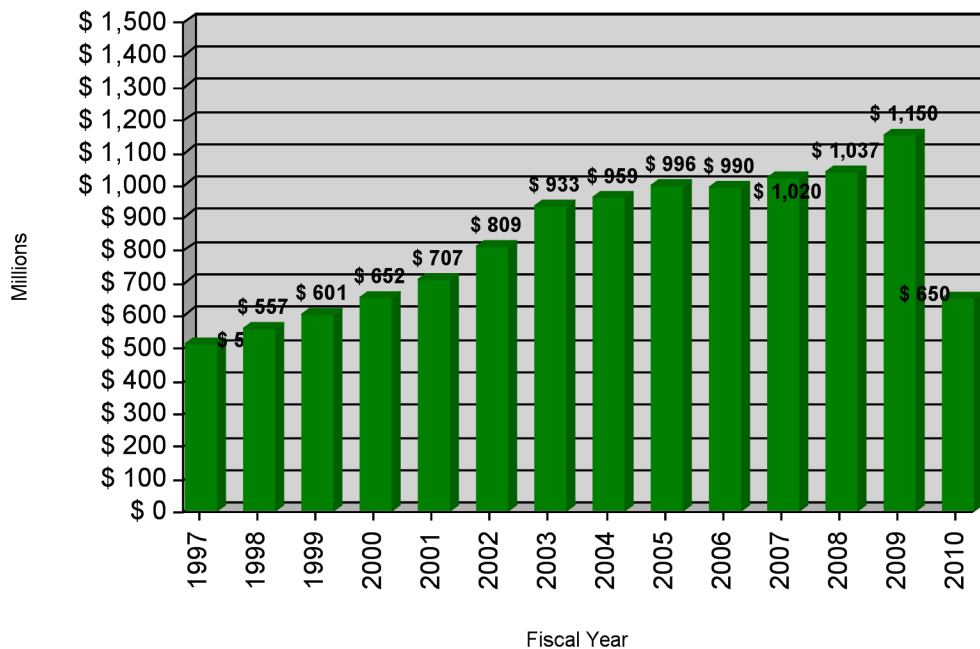
October Only
Comparison of Grant & Contract Awards



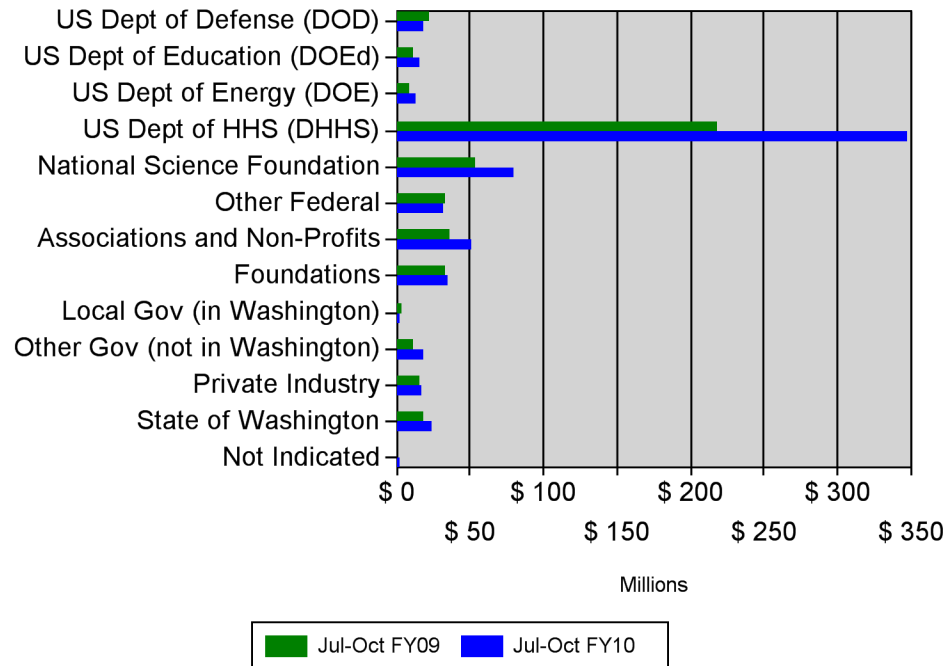
Fiscal Year to Date
Comparison of Grant & Contract Awards



Complete Fiscal Year
Comparison of Grant & Contract Awards



Fiscal Year to Date
Two-Year Comparison of Grant and Contract Awards



Summary of Grant and Contract Awards

Fiscal Year 2009-2010

Month	RESEARCH AND OTHER		TRAINING		Total Grants and Contracts
	Federal	Non-Federal	Federal	Non-Federal	
July	\$ 92,953,080	\$ 29,256,340	\$ 15,030,890	\$ 1,904,177	\$ 139,144,500
August	\$ 125,313,800	\$ 30,716,240	\$ 5,900,316	\$ 1,531,602	\$ 163,462,000
September	\$ 126,511,000	\$ 35,953,430	\$ 32,079,670	\$ 395,123	\$ 194,939,200
October	\$ 77,578,540	\$ 45,219,880	\$ 28,673,290	\$ 1,363,737	\$ 152,835,500
FY10 to Date	\$422,356,366	\$141,145,891	\$81,684,165	\$5,194,639	\$650,381,061
FY09 to Date	\$313,990,140	\$110,721,842	\$33,134,011	\$7,409,462	\$465,255,455
Over (Under) Previous Year	\$108,366,226	\$30,424,048	\$48,550,154	(\$2,214,823)	\$185,125,605

Assuming acceptance of all awards by the Board of Regents

Comparison of Grant and Contract Awards by Agency Fiscal Years 2008-2009 and 2009-2010		
Agency	Jul-Oct FY09	Jul-Oct FY10
US Department of Defense (DOD)	\$ 22,360,397	\$ 17,659,903
US Department of Education (DOEd)	\$ 11,083,706	\$ 15,216,395
US Department of Energy (DOE)	\$ 8,607,749	\$ 12,812,178
US Department of Health and Human Services (DHHS)	\$ 218,015,347	\$ 347,629,842
National Science Foundation (NSF)	\$ 53,409,417	\$ 78,838,921
Other Federal	\$ 33,647,535	\$ 31,883,292
Subtotal for Federal :	\$ 347,124,151	\$ 504,040,531
Associations and Non-Profits	\$ 36,262,155	\$ 51,063,466
Foundations	\$ 33,551,728	\$ 34,444,769
Local Government (in Washington)	\$ 3,033,593	\$ 1,493,148
Other Government (not in Washington)	\$ 11,950,566	\$ 18,876,920
Private Industry	\$ 14,851,700	\$ 17,059,995
State of Washington	\$ 18,481,561	\$ 23,402,232
Not Indicated	\$ 0	\$ 48,909
Subtotal for Non-Federal :	\$ 118,131,304	\$ 146,389,439
Grand Total :	\$ 465,255,455	\$ 650,429,970
Amount of Increase (Decrease) :		\$ 185,174,514
Percent of Increase (Decrease) :		39.8 %

Assuming acceptance of all awards by the Board of Regents

Comparison of Grant and Contract Awards by School/College

Fiscal Years 2008-2009 and 2009-2010

School/College		Jul-Oct FY09	Jul-Oct FY10
Upper Campus			
	Architecture and Urban Planning	\$ 530,700	\$ 345,958
	Arts and Sciences	\$ 44,556,488	\$ 55,921,197
	College of the Environment		\$ 21,869,077
	Director of Libraries		\$ 132,000
	Education	\$ 5,171,421	\$ 2,457,832
	Educational Outreach	\$ 39,001	
	Engineering	\$ 39,519,496	\$ 45,962,171
	Evans School of Public Affairs	\$ 1,242,603	\$ 674,805
	Executive Vice President	\$ 621,238	
	Forest Resources	\$ 4,681,319	\$ 1,260,792
	Foster School of Business	\$ 770,000	\$ 1,293,084
	Graduate School	\$ 1,604,632	\$ 3,799,291
	Information School	\$ 3,744,006	\$ 1,922,548
	Law	\$ 1,258,309	\$ 411,995
	Ocean and Fishery Sciences	\$ 34,805,617	\$ 27,027,927
	Office of Research	\$ 15,410,052	\$ 16,516,528
	Social Work	\$ 7,695,247	\$ 10,705,021
	Undergraduate Education	\$ 66,492	
	VP Educational Partnerships	\$ 30,000	
	VP Minority Affairs	\$ 6,337,599	\$ 4,802,313
	VP Student Affairs		\$ 280,137
	VP Student Life		\$ 20,715
	Subtotal :	\$ 168,084,219	\$ 195,403,391
Health Sciences			
	Dentistry	\$ 5,334,648	\$ 4,112,278
	Medicine	\$ 228,076,280	\$ 371,391,147
	Nursing	\$ 6,816,464	\$ 10,746,386
	Pharmacy	\$ 4,727,328	\$ 7,313,510
	Public Health	\$ 31,806,203	\$ 47,535,645
	Subtotal :	\$ 276,760,923	\$ 441,098,965
Special Programs			
	Alcohol and Drug Abuse Institute	\$ 2,060,091	\$ 2,660,034
	CHDD Administration	\$ 3,064,560	\$ 5,450,501
	Regional Primate Center	\$ 13,624,369	\$ 4,055,193
	Subtotal :	\$ 18,749,020	\$ 12,165,728
Other UW Campuses			
	Bothell	\$ 1,221,350	\$ 1,498,816
	Tacoma	\$ 439,943	\$ 87,964

School/College		Jul-Oct FY09	Jul-Oct FY10
Other UW Campuses	Subtotal :	\$ 1,661,293	\$ 1,586,780
Not Indicated Bothell			\$ 175,105
	Subtotal :		\$ 175,105
	Grand Total :	\$ 465,255,455	\$ 650,429,970

Assuming acceptance of all awards by the Board of Regents

Summary of Grant Awards**Fiscal Year 2009-2010***Excluding private awards from Foundations, Industry, Associations and Others*

Month	RESEARCH AND OTHER		TRAINING		Total Grants
	Federal	Non-Federal	Federal	Non-Federal	
July	\$ 91,428,820	\$ 4,713,717	\$ 15,030,890	\$ 955,270	\$ 112,128,700
August	\$ 119,211,600	\$ 10,426,390	\$ 5,900,316	\$ 998,571	\$ 136,536,800
September	\$ 118,571,000	\$ 3,619,947	\$ 31,878,100	\$ 155,656	\$ 154,224,700
October	\$ 72,006,290	\$ 9,217,262	\$ 28,673,290	\$ 172,632	\$ 110,069,500
Year to Date	\$ 401,217,600	\$ 27,977,310	\$ 81,482,600	\$ 2,282,129	\$ 512,959,700

Assuming acceptance of all awards by the Board of Regents

Summary of Grant Awards**Fiscal Year 2009-2010***Private awards from Foundations, Industry, Associations and Others*

Month	RESEARCH AND OTHER	TRAINING	Total Grants
July	\$ 12,968,550	\$ 64,396	\$ 13,032,950
August	\$ 13,367,960	\$ 304,231	\$ 13,672,190
September	\$ 26,139,530	\$ 239,467	\$ 26,378,990
October	\$ 29,279,300	\$ 567,213	\$ 29,846,510
Year to Date	\$ 81,755,340	\$ 1,175,307	\$ 82,930,640

Assuming acceptance of all awards by the Board of Regents

Summary of Contract Awards					
Fiscal Year 2009-2010					
Month	RESEARCH AND OTHER		TRAINING		Total Contracts
	Federal	Non-Federal	Federal	Non-Federal	
July	\$ 1,524,264	\$ 11,574,070	\$ 0	\$ 884,511	\$ 13,982,840
August	\$ 6,102,208	\$ 6,921,895	\$ 0	\$ 228,800	\$ 13,252,900
September	\$ 7,939,990	\$ 6,193,956	\$ 201,565	\$ 0	\$ 14,335,510
October	\$ 5,572,260	\$ 6,723,323	\$ 0	\$ 623,892	\$ 12,919,470
Year to Date	\$ 21,138,720	\$ 31,413,240	\$ 201,565	\$ 1,737,203	\$ 54,490,730

Assuming acceptance of all awards by the Board of Regents

**Report of Grant and Contract Awards
of \$1,000,000 or More**

October 2009

**Requiring action of
The Board of Regents
of the
University of Washington**

**Office of Research
Office of Sponsored Programs**

Detail of Public Grant Awards

Federal

US Department of Health and Human Services (DHHS)

Health Resources and Services Administration (HRSA)

To: King K. Holmes, Professor \$ 26,935,661
Department of Medicine

For: International AIDS Education and Training Center

Eff: 4/1/2009 Classified: No

Total for Health Resources and Services Administration (HRSA): \$ 26,935,661

National Institutes of Health (NIH)

To: Donald L. Patrick, Professor \$ 1,600,303
Department of Health Services

For: Patient reported outcomes in routine clinical care of patients infected with HIV

Eff: 9/30/2009 Classified: No

To: Larry Kessler, Professor \$ 1,949,377
Department of Health Services

For: ARRA ADVancing Innovative Comparative Effectiveness research-cancer diagnostics-ADVICE

Eff: 9/28/2009 Classified: No

To: Michael Bamshad, Professor \$ 2,594,102
Department of Pediatrics

For: NHLBI Lung Cohorts Sequencing Project

Eff: 9/30/2009 Classified: No

To: Dedra Buchwald, Professor \$ 3,586,247
Department of Medicine

For: Building a Unique Resource: A National, Community-based Twin Repository

Eff: 9/30/2009 Classified: No

To: Alan Chait, Professor \$ 1,020,122
Department of Medicine

For: Clinical Nutrition Research Unit

Eff: 7/1/2009 Classified: No

National Center for Research Resources (NCRR)

To: Mary L. Disis, Professor \$ 2,444,713
Department of Medicine

For: Institute for Translational Health Sciences (ITHS)

Eff: 6/1/2009 Classified: No

To: Mary L. Disis, Professor \$ 9,921,720
Department of Medicine

For: Institute for Translational Health Sciences (ITHS)

Eff: 6/1/2009 Classified: No

Total for National Center for Research Resources (NCRR): \$ 12,366,433

National Heart, Lung, and Blood Institute (NHLBI)

To: Christopher Murray, Professor \$ 1,626,800
Public Health and Community Medicine

For: Novel Methods of Measuring Health Disparities

Eff: 9/30/2009 Classified: No

Total for National Heart, Lung, and Blood Institute (NHLBI): \$ 1,626,800

Detail of Public Grant Awards

Federal

US Department of Health and Human Services (DHHS)

National Institutes of Health (NIH)

National Human Genome Research Institute (NHGRI)

To: Deborah Nickerson, Professor \$ 1,960,613
Department of Genome Sciences

For: Next Generation Mendelian Genetics

Eff: 9/30/2009 Classified: No

Total for National Human Genome Research Institute (NHGRI): \$ 1,960,613

National Institute of Child Health and Human Development (NICHD)

To: Michael Guralnick, Director \$ 1,204,975
CHDD Administration

For: Fragile X Research Center

Eff: 7/1/2009 Classified: No

Total for National Institute of Child Health and Human Development (NICHD): \$ 1,204,975

National Institute of Mental Health (NIMH)

To: Evan Eichler, Professor \$ 1,139,256
Department of Genome Sciences

For: Genomic Identification of Autism Loci

Eff: 9/30/2009 Classified: No

Total for National Institute of Mental Health (NIMH): \$ 1,139,256

Total for National Institutes of Health (NIH): \$ 29,048,228

Total for US Department of Health and Human Services (DHHS): \$ 55,983,889

Other Federal

National Oceanic and Atmospheric Administration (NOAA)

To: Thomas Ackerman, Director \$ 6,856,314
College of the Environment

For: Joint Institute for the Study of the Atmosphere and Ocean: Task I
and II

Eff: 4/2/2001 Classified: No

Total for National Oceanic and Atmospheric Administration (NOAA): \$ 6,856,314

Total for Other Federal: \$ 6,856,314

Total for Federal: \$ 62,840,203

State of Washington

Washington State Higher Education Coordinating Board

To: Mary Lidstrom, Vice Provost \$ 1,022,640
Office Of Research

For: Innovation Research Team (IRT) Program

Eff: 7/1/2009 Classified: No

Total for Washington State Higher Education Coordinating Board: \$ 1,022,640

Washington State Life Sciences Discovery Fund Authority (LSDFA)

To: Deborah Nickerson, Professor \$ 1,999,650
Department of Genome Sciences

Detail of Public Grant Awards

State of Washington

Washington State Life Sciences Discovery Fund Authority (LSDFA)

For: Northwest Genomics Center

Eff: 10/19/2009

Classified: No

**Total for Washington State Life Sciences Discovery Fund Authority
(LSDFA): \$ 1,999,650**

Total for State of Washington: \$ 3,022,290

Total Public Grants: \$ 65,862,493

Detail of Private Grant Awards

Foundations

Bill and Melinda Gates Foundation

To:	Pradipsinh Rathod, Professor Department of Chemistry	\$ 1,000,000
For:	GCE Phase 2 - Strategies to Disable Hypermutagenesis in Malaria Parasites	
Eff:	11/1/2009	Classified: No
To:	Christopher J Murray, Professor Global Health	\$ 5,000,000
For:	Health Metrics Institute Proposal	
Eff:	5/1/2007	Classified: No
To:	Christopher J Murray, Professor Global Health	\$ 2,867,543
For:	Copy of Global Burden of Disease	
Eff:	3/8/2008	Classified: No

Total for Bill and Melinda Gates Foundation:	\$ 8,867,543
-----------------------------------------------------	---------------------

Total for Foundations:	\$ 8,867,543
-------------------------------	---------------------

Total Private Grants:	\$ 8,867,543
------------------------------	---------------------

Detail of Contract Awards

Federal

US Department of Health and Human Services (DHHS)

National Institutes of Health (NIH)

National Heart, Lung, and Blood Institute (NHLBI)

To: Richard A Kronmal, Professor \$ 1,012,225
Department of Biostatistics

For: Multi-Ethnic Study of Atherosclerosis

Eff: 12/21/1998 Classified: No

To: Richard A Kronmal, Professor \$ 1,527,471
Department of Biostatistics

For: Multi-Ethnic Study of Atherosclerosis: MESA SHARE

Eff: 12/21/1998 Classified: No

Total for National Heart, Lung, and Blood Institute (NHLBI): \$ 2,539,696

National Institute of Environmental Health and Science (NIEHS)

To: Deborah A Nickerson, Professor \$ 1,097,833
Department of Genome Sciences

For: Identification of Single Nucleotide Polymorphisms (SNPs) in Disease
Susceptibility Genes

Eff: 9/30/2008 Classified: No

*Total for National Institute of Environmental Health and Science
(NIEHS):* \$ 1,097,833

Total for National Institutes of Health (NIH): \$ 3,637,529

Total for US Department of Health and Human Services (DHHS): \$ 3,637,529

Total for Federal: \$ 3,637,529

Associations and Non-Profits

Health Alliance International (HAI)

To: King K. Holmes, Chair \$ 1,985,389
Global Health

For: Mozambique Health Committee 5

Eff: 5/1/1992 Classified: No

Total for Health Alliance International (HAI): \$ 1,985,389

Total for Associations and Non-Profits: \$ 1,985,389

Total Contracts: \$ 5,622,918

Grand Total for all Awards \$ 80,352,954

Grant and Contract Awards Summary

to

The Board of Regents

of the

University of Washington

for

November 2009

Office of Research

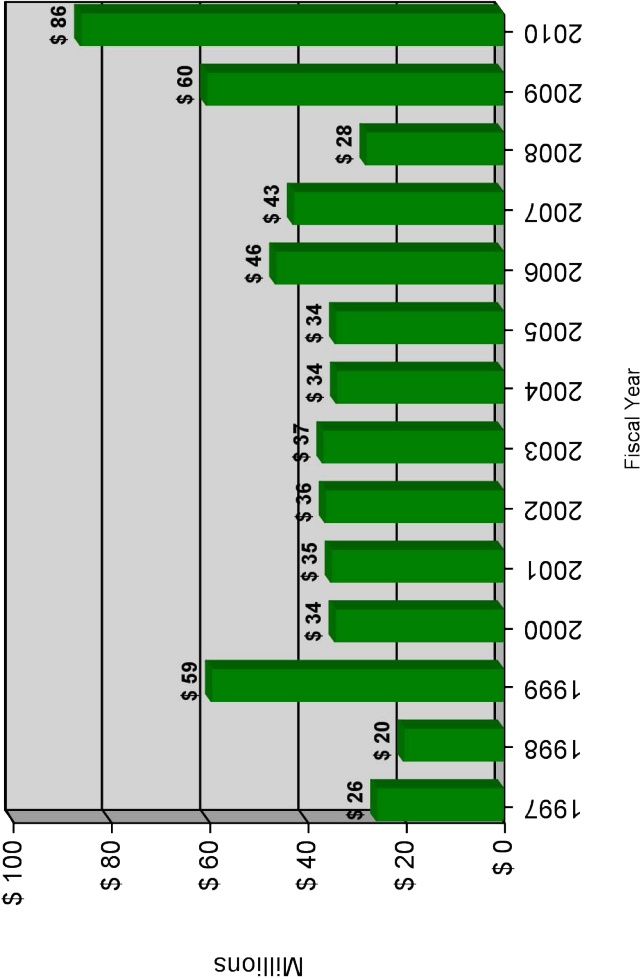
Office of Sponsored Programs

Table of Contents

Graphical Summary of Award Activity	3
Summary of Grant and Contract Awards	4
Comparison of Grants and Contract Awards by Agency	5
Comparison of Grants and Contract Awards by School/College	6
Summary of Grant Awards – Excluding Private Awards	8
Summary of Grant Awards - Private Awards	9
Summary of Contract Awards	10
Report of Grant & Contract Awards over \$1,000,000	11

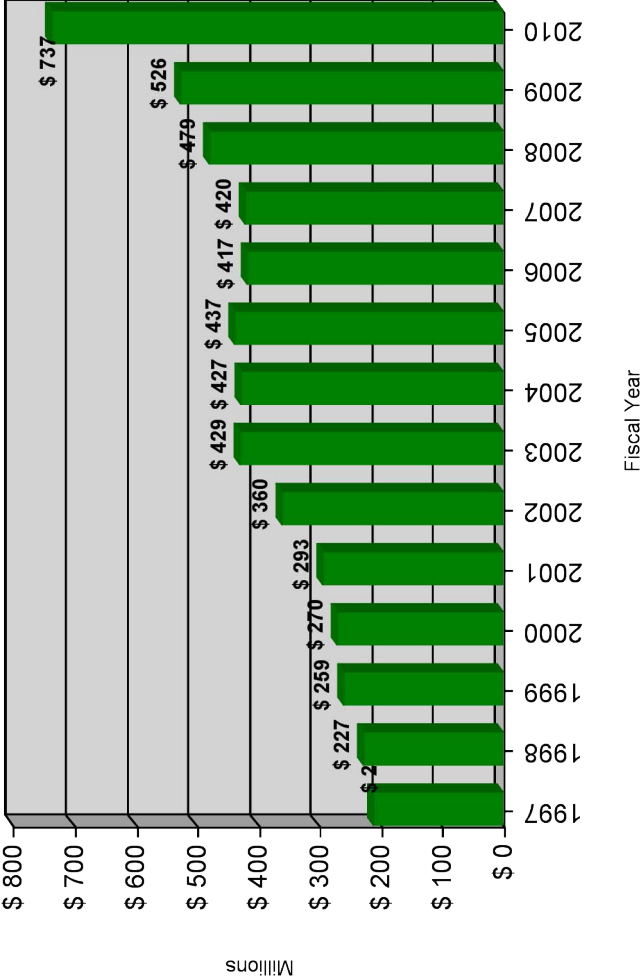
November Only

Comparison of Grant & Contract Awards



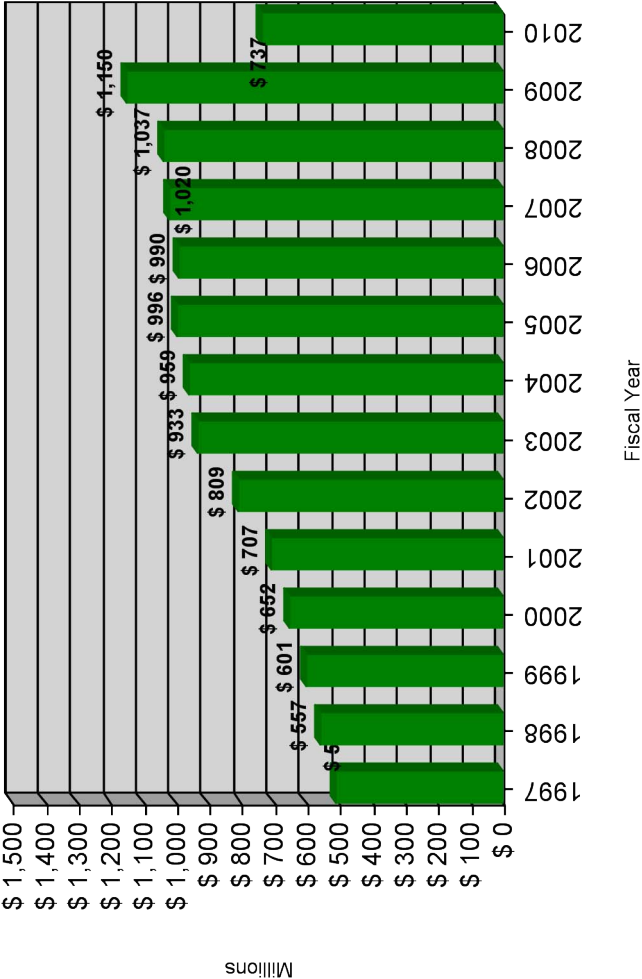
Fiscal Year to Date

Comparison of Grant & Contract Awards



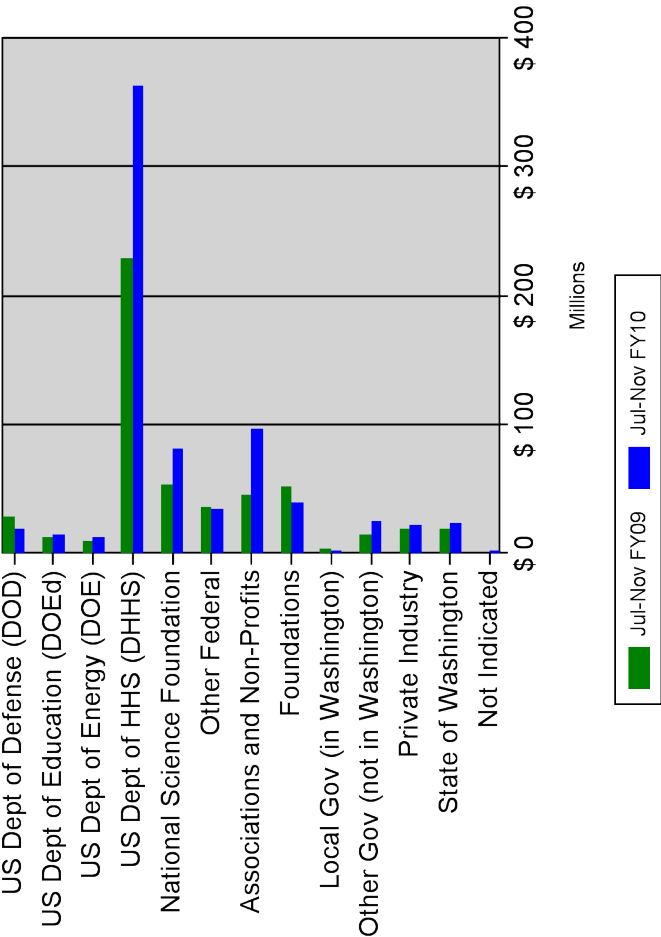
Complete Fiscal Year

Comparison of Grant & Contract Awards



Fiscal Year to Date

Two-Year Comparison of Grant and Contract Awards



Summary of Grant and Contract Awards

Fiscal Year 2009-2010

Month	RESEARCH AND OTHER		TRAINING		Total Grants and Contracts
	Federal	Non-Federal	Federal	Non-Federal	
July	\$ 92,953,080	\$ 29,256,340	\$ 15,030,890	\$ 1,904,177	\$ 139,144,500
August	\$ 125,313,800	\$ 30,716,240	\$ 5,900,316	\$ 1,531,602	\$ 163,462,000
September	\$ 126,511,000	\$ 35,953,430	\$ 32,079,670	\$ 395,123	\$ 194,939,200
October	\$ 77,578,540	\$ 45,219,880	\$ 28,673,290	\$ 1,363,737	\$ 152,835,500
November	\$ 22,820,040	\$ 62,201,130	\$ 366,285	\$ 725,599	\$ 86,113,060
FY10 to Date	\$445,176,406	\$203,347,021	\$82,050,450	\$5,920,238	\$736,494,115
FY09 to Date	\$336,811,076	\$144,375,845	\$34,279,706	\$10,171,643	\$525,638,271
Over (Under) Previous Year	\$108,365,330	\$58,971,176	\$47,770,744	(\$4,251,405)	\$210,855,845

Assuming acceptance of all awards by the Board of Regents

Comparison of Grant and Contract Awards by Agency Fiscal Years 2008-2009 and 2009-2010		
Agency	Jul-Nov FY09	Jul-Nov FY10
US Department of Defense (DOD)	\$ 29,028,589	\$ 20,049,024
US Department of Education (DOEd)	\$ 13,591,431	\$ 15,229,695
US Department of Energy (DOE)	\$ 9,207,341	\$ 13,787,892
US Department of Health and Human Services (DHHS)	\$ 228,881,710	\$ 362,151,976
National Science Foundation (NSF)	\$ 53,409,417	\$ 81,580,612
Other Federal	\$ 36,972,294	\$ 34,427,657
Subtotal for Federal :	\$ 371,090,782	\$ 527,226,856
Associations and Non-Profits	\$ 46,327,629	\$ 96,981,779
Foundations	\$ 51,195,064	\$ 38,993,380
Local Government (in Washington)	\$ 3,343,480	\$ 1,746,798
Other Government (not in Washington)	\$ 14,605,203	\$ 24,838,402
Private Industry	\$ 19,265,039	\$ 22,585,458
State of Washington	\$ 19,811,073	\$ 24,121,444
Not Indicated	\$ 0	\$ 48,909
Subtotal for Non-Federal :	\$ 154,547,489	\$ 209,316,168
Grand Total :	\$ 525,638,271	\$ 736,543,024
Amount of Increase (Decrease) :		\$ 210,904,754
Percent of Increase (Decrease) :		40.1 %

Assuming acceptance of all awards by the Board of Regents

Comparison of Grant and Contract Awards by School/College

Fiscal Years 2008-2009 and 2009-2010

School/College		Jul-Nov FY09	Jul-Nov FY10
Upper Campus			
	Architecture and Urban Planning	\$ 546,435	\$ 437,693
	Arts and Sciences	\$ 48,800,246	\$ 56,601,094
	College of the Environment		\$ 22,941,091
	Director of Libraries	\$ 15,000	\$ 132,000
	Education	\$ 5,983,240	\$ 2,644,080
	Educational Outreach	\$ 39,001	
	Engineering	\$ 42,517,492	\$ 53,699,878
	Evans School of Public Affairs	\$ 1,350,502	\$ 974,805
	Executive Vice President	\$ 621,238	
	Forest Resources	\$ 4,757,677	\$ 1,293,285
	Foster School of Business	\$ 770,000	\$ 1,306,384
	Graduate School	\$ 1,675,131	\$ 3,802,291
	Information School	\$ 4,761,506	\$ 2,544,062
	Law	\$ 1,258,309	\$ 439,707
	Ocean and Fishery Sciences	\$ 44,138,384	\$ 65,165,274
	Office of Research	\$ 15,674,845	\$ 17,775,994
	Social Work	\$ 8,828,859	\$ 10,739,479
	Undergraduate Education	\$ 201,568	\$ 123,276
	VP Educational Partnerships	\$ 30,000	
	VP Minority Affairs	\$ 6,337,599	\$ 4,802,313
	VP Student Affairs		\$ 280,137
	VP Student Life		\$ 20,715
	Subtotal :	\$ 188,307,032	\$ 245,723,558
Health Sciences			
	Dentistry	\$ 5,665,248	\$ 4,368,509
	Medicine	\$ 262,799,531	\$ 398,330,906
	Nursing	\$ 7,519,391	\$ 11,067,049
	Pharmacy	\$ 4,917,910	\$ 8,170,562
	Public Health	\$ 35,636,195	\$ 51,484,775
	Subtotal :	\$ 316,538,275	\$ 473,421,801
Special Programs			
	Alcohol and Drug Abuse Institute	\$ 2,060,091	\$ 2,660,034
	CHDD Administration	\$ 3,064,560	\$ 5,450,501
	Regional Primate Center	\$ 14,007,020	\$ 7,392,646
	Subtotal :	\$ 19,131,671	\$ 15,503,181
Other UW Campuses			
	Bothell	\$ 1,221,350	\$ 1,623,816
	Tacoma	\$ 439,943	\$ 95,564

School/College		Jul-Nov FY09	Jul-Nov FY10
Other UW Campuses	Subtotal :	\$ 1,661,293	\$ 1,719,380
Not Indicated Bothell			\$ 175,105
	Subtotal :		\$ 175,105
	Grand Total :	\$ 525,638,271	\$ 736,543,024

Assuming acceptance of all awards by the Board of Regents

Summary of Grant Awards**Fiscal Year 2009-2010***Excluding private awards from Foundations, Industry, Associations and Others*

Month	RESEARCH AND OTHER		TRAINING		Total Grants
	Federal	Non-Federal	Federal	Non-Federal	
July	\$ 91,428,820	\$ 4,713,717	\$ 15,030,890	\$ 955,270	\$ 112,128,700
August	\$ 119,211,600	\$ 10,426,390	\$ 5,900,316	\$ 998,571	\$ 136,536,800
September	\$ 118,571,000	\$ 3,619,947	\$ 31,878,100	\$ 155,656	\$ 154,224,700
October	\$ 72,006,290	\$ 9,217,262	\$ 28,673,290	\$ 172,632	\$ 110,069,500
November	\$ 16,219,290	\$ 4,912,430	\$ 366,285	\$ 89,960	\$ 21,587,960
Year to Date	\$ 417,436,900	\$ 32,889,740	\$ 81,848,890	\$ 2,372,089	\$ 534,547,600

Assuming acceptance of all awards by the Board of Regents

Summary of Grant Awards Fiscal Year 2009-2010 <i>Private awards from Foundations, Industry, Associations and Others</i>			
Month	RESEARCH AND OTHER	TRAINING	Total Grants
July	\$ 12,968,550	\$ 64,396	\$ 13,032,950
August	\$ 13,367,960	\$ 304,231	\$ 13,672,190
September	\$ 26,139,530	\$ 239,467	\$ 26,378,990
October	\$ 29,279,300	\$ 567,213	\$ 29,846,510
November	\$ 12,100,210	\$ 201,993	\$ 12,302,200
Year to Date	\$ 93,855,540	\$ 1,377,300	\$ 95,232,850

Assuming acceptance of all awards by the Board of Regents

Summary of Contract Awards					
Fiscal Year 2009-2010					
Month	RESEARCH AND OTHER		TRAINING		Total Contracts
	Federal	Non-Federal	Federal	Non-Federal	
July	\$ 1,524,264	\$ 11,574,070	\$ 0	\$ 884,511	\$ 13,982,840
August	\$ 6,102,208	\$ 6,921,895	\$ 0	\$ 228,800	\$ 13,252,900
September	\$ 7,939,990	\$ 6,193,956	\$ 201,565	\$ 0	\$ 14,335,510
October	\$ 5,572,260	\$ 6,723,323	\$ 0	\$ 623,892	\$ 12,919,470
November	\$ 6,600,753	\$ 45,188,490	\$ 0	\$ 433,646	\$ 52,222,890
Year to Date	\$ 27,739,470	\$ 76,601,730	\$ 201,565	\$ 2,170,849	\$ 106,713,600

Assuming acceptance of all awards by the Board of Regents

**Report of Grant and Contract Awards
of \$1,000,000 or More**

November 2009

**Requiring action of
The Board of Regents
of the
University of Washington**

**Office of Research
Office of Sponsored Programs**

Detail of Public Grant Awards

Federal

US Department of Defense (DOD)

US Army Research Office (ARO)

To: Pedro Morais Domingos, Associate Professor
Computer Science and Engineering \$ 1,250,000

For: A Unified Approach to Abductive Inference

Eff: 6/2/2008 Classified: No

Total for US Army Research Office (ARO): \$ 1,250,000

Total for US Department of Defense (DOD): \$ 1,250,000

US Department of Health and Human Services (DHHS)

National Institutes of Health (NIH)

To: John M. Harlan, Professor
Department of Medicine \$ 2,484,291

For: Copy of Copy of BIOLOGY OF THE ARTERY WALL AND
ATHEROSCLEROSIS

Eff: 12/1/2009 Classified: No

National Center for Research Resources (NCRR)

To: Martha Somerman, Dean
Dean of Dentistry \$ 3,022,453

For: Washington Primate Center FY48 Suppl IT Consort-etc

Eff: 9/29/2009 Classified: No

Total for National Center for Research Resources (NCRR): \$ 3,022,453

Total for National Institutes of Health (NIH): \$ 5,506,744

Total for US Department of Health and Human Services (DHHS): \$ 5,506,744

National Science Foundation (NSF)

National Science Foundation (NSF)

To: Babak Amirparviz, Associate Professor
Electrical Engineering \$ 1,994,306

For: EFRI-BioSA: Second Window

Eff: 10/1/2009 Classified: No

Total for National Science Foundation (NSF): \$ 1,994,306

Total for National Science Foundation (NSF): \$ 1,994,306

Total for Federal: \$ 8,751,050

Other Government (not in Washington)

Arizona State University

To: Babak Amirparviz, Associate Professor
Electrical Engineering \$ 2,065,999

For: CEGS: Microscales Life Sciences Center

Eff: 8/1/2009 Classified: No

Total for Arizona State University: \$ 2,065,999

Total for Other Government (not in Washington): \$ 2,065,999

Total Public Grants: \$ 10,817,049

Detail of Private Grant Awards

Foundations

Bill and Melinda Gates Foundation

To: Emmanuela Gakidou, Assoc Professor \$ 1,992,601
Global Health

For: Malaria Country Progress Assessment Project

Eff: 11/1/2009

Classified: No

Total for Bill and Melinda Gates Foundation: \$ 1,992,601

Total for Foundations: \$ 1,992,601

Total Private Grants: \$ 1,992,601

Detail of Contract Awards

Federal

US Department of Health and Human Services (DHHS)

National Institutes of Health (NIH)

National Heart, Lung, and Blood Institute (NHLBI)

To: Deborah A Nickerson, Professor \$ 1,872,286
Department of Genome Sciences

For: UW NHLBI Resequencing Center (supp 2)

Eff: 9/30/2004 Classified: No

Total for National Heart, Lung, and Blood Institute (NHLBI): \$ 1,872,286

National Institute of Allergy and Infectious Diseases (NIAID)

To: Michael Gerald Katze, Professor \$ 2,280,000
Department of Microbiology

For: A Systems Biology Approach to Emerging Respiratory Viral Diseases

Eff: 9/26/2008 Classified: No

Total for National Institute of Allergy and Infectious Diseases (NIAID): \$ 2,280,000

Total for National Institutes of Health (NIH): \$ 4,152,286

Total for US Department of Health and Human Services (DHHS): \$ 4,152,286

Total for Federal: \$ 4,152,286

Associations and Non-Profits

Consortium for Ocean Leadership, Inc.

To: John R. Delaney, Professor \$ 35,887,804
School of Oceanography

For: Ocean Observatories Initiative: Regional Scale Nodes

Eff: 9/1/2009 Classified: No

Total for Consortium for Ocean Leadership, Inc.: \$ 35,887,804

Wake Forest University

To: Santica M. Marcovina, Research Professor \$ 1,348,427
Department of Medicine

For: Central Chemistry Laboratory (ACCORD)

Eff: 10/1/2000 Classified: No

Total for Wake Forest University: \$ 1,348,427

Total for Associations and Non-Profits: \$ 37,236,231

Private Industry

Pfizer US Pharmaceuticals Group

To: Vivian Oehler, Asst Professor \$ 1,321,079
Department of Medicine

For: A Phase 1 Study to Evaluate the Safety, Pharmacokinetics, and Pharmacodynamics of PF-04449913, An oral Hedgehog Inhibitor, administered as single agent in select hematologic Malignancies or in combination with Dasatinib in chronic myeloid leukemia

Eff: 10/13/2009 Classified: No

Total for Pfizer US Pharmaceuticals Group: \$ 1,321,079

Total for Private Industry: \$ 1,321,079

Detail of Contract Awards

Total for Private Industry:	\$ 1,321,079
Total Contracts:	\$ 42,709,596
Grand Total for all Awards	\$ 55,519,246