

VII. STANDING COMMITTEES

B. Finance, Audit & Facilities Committee

Grant and Contract Awards Summary – December, 2009

RECOMMENDED ACTION:

It is the recommendation of the administration and the Finance, Audit & Facilities Committee that the Board of Regents accept the Grant and Contract Awards as presented in the attached report.

Attachment

Grant and Contract Awards Summary for December, 2009

Grant and Contract Awards Summary

to

The Board of Regents

of the

University of Washington

for

December 2009

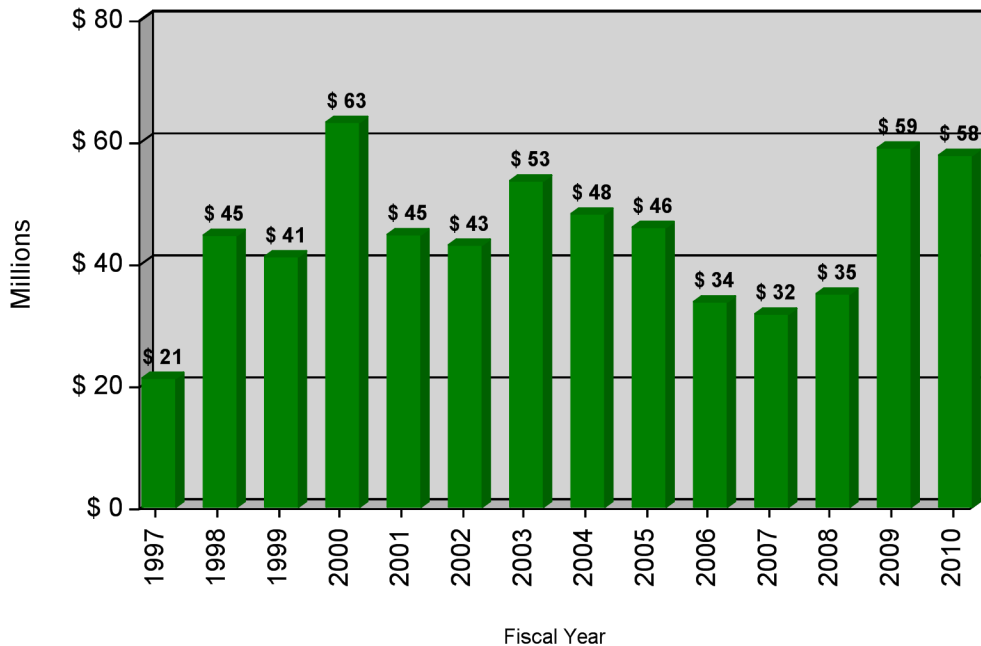
Office of Research

Office of Sponsored Programs

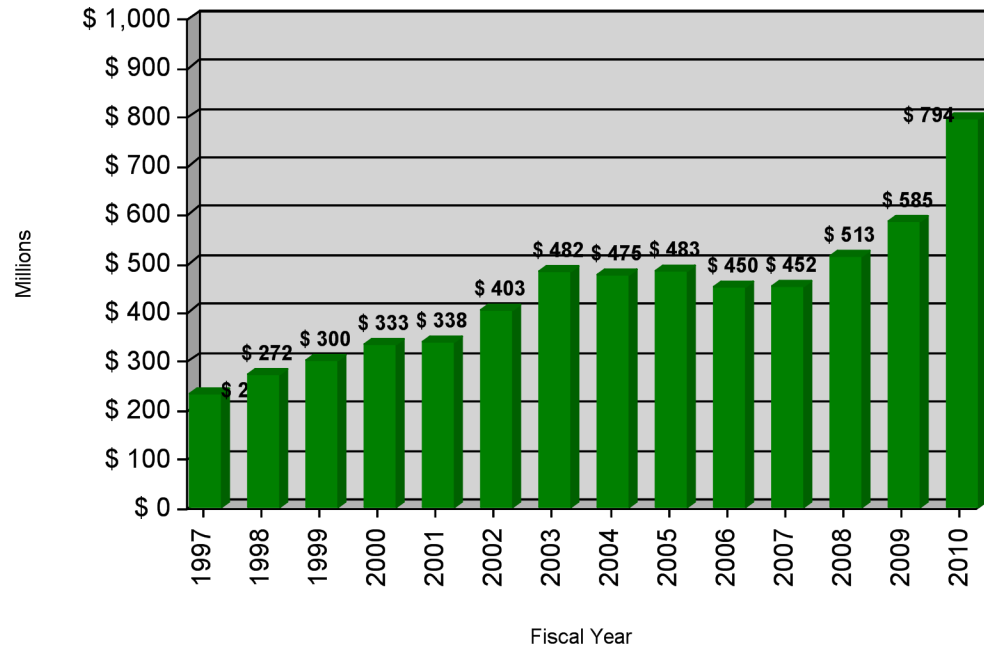
Table of Contents

Graphical Summary of Award Activity	3
Summary of Grant and Contract Awards	4
Comparison of Grants and Contract Awards by Agency	5
Comparison of Grants and Contract Awards by School/College	6
Summary of Grant Awards – Excluding Private Awards	8
Summary of Grant Awards - Private Awards	9
Summary of Contract Awards	10
Report of Grant & Contract Awards over \$1,000,000	11

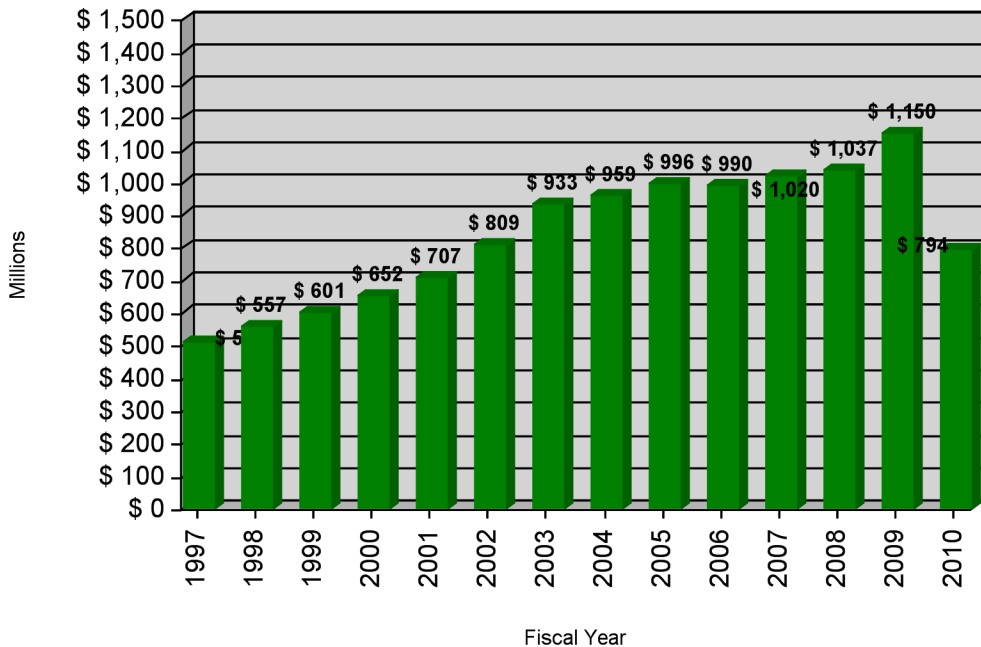
December Only
Comparison of Grant & Contract Awards



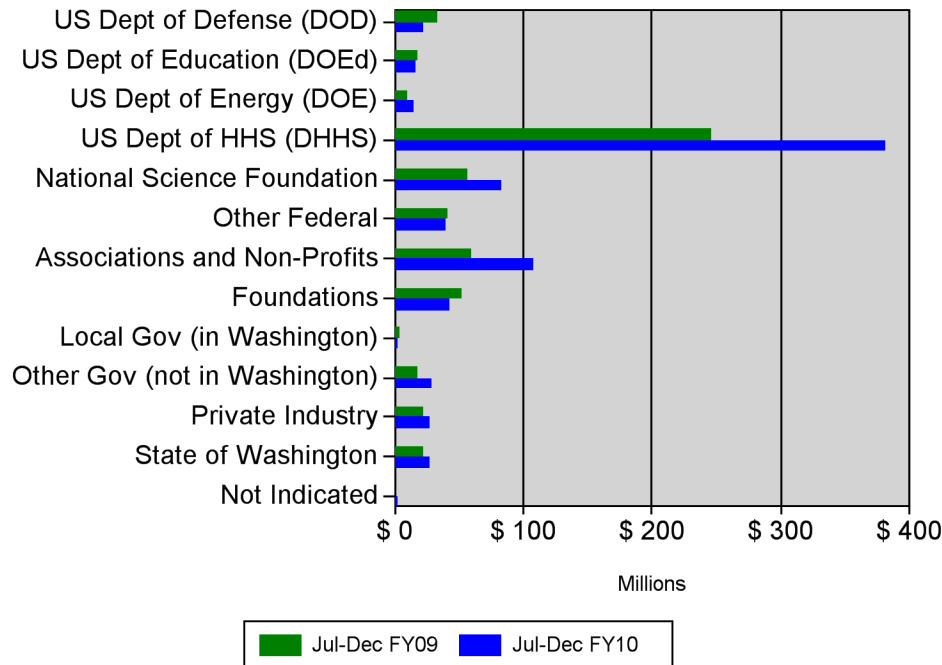
Fiscal Year to Date
Comparison of Grant & Contract Awards



Complete Fiscal Year
Comparison of Grant & Contract Awards



Fiscal Year to Date
Two-Year Comparison of Grant and Contract Awards



Summary of Grant and Contract AwardsFiscal Year 2009-2010

Month	RESEARCH AND OTHER		TRAINING		Total Grants and Contracts
	Federal	Non-Federal	Federal	Non-Federal	
July	\$ 92,953,080	\$ 29,256,340	\$ 15,030,890	\$ 1,904,177	\$ 139,144,500
August	\$ 125,313,800	\$ 30,716,240	\$ 5,900,316	\$ 1,531,602	\$ 163,462,000
September	\$ 126,577,700	\$ 35,953,430	\$ 32,079,670	\$ 395,123	\$ 195,005,900
October	\$ 77,578,540	\$ 45,219,880	\$ 28,673,290	\$ 1,363,737	\$ 152,835,500
November	\$ 22,820,040	\$ 62,174,290	\$ 366,285	\$ 725,599	\$ 86,086,220
December	\$ 28,128,920	\$ 26,964,780	\$ 1,144,268	\$ 1,100,108	\$ 57,338,070
FY10 to Date	\$473,372,068	\$230,284,954	\$83,194,718	\$7,020,346	\$793,872,087
FY09 to Date	\$371,518,634	\$167,338,703	\$34,382,436	\$11,151,523	\$584,391,296
Over (Under) Previous Year	\$101,853,435	\$62,946,251	\$48,812,282	(\$4,131,177)	\$209,480,791

Assuming acceptance of all awards by the Board of Regents

Comparison of Grant and Contract Awards by Agency

Fiscal Years 2008-2009 and 2009-2010

Agency	Jul-Dec FY09	Jul-Dec FY10
US Department of Defense (DOD)	\$ 33,795,988	\$ 22,978,057
US Department of Education (DOEd)	\$ 17,825,134	\$ 15,548,257
US Department of Energy (DOE)	\$ 10,131,248	\$ 15,392,971
US Department of Health and Human Services (DHHS)	\$ 246,469,534	\$ 381,011,819
National Science Foundation (NSF)	\$ 56,714,828	\$ 82,641,965
Other Federal	\$ 40,964,337	\$ 38,993,717
Subtotal for Federal :	\$ 405,901,070	\$ 556,566,786
Associations and Non-Profits	\$ 59,147,777	\$ 108,547,992
Foundations	\$ 52,432,311	\$ 43,248,624
Local Government (in Washington)	\$ 3,785,979	\$ 2,432,788
Other Government (not in Washington)	\$ 18,268,532	\$ 29,102,830
Private Industry	\$ 22,845,668	\$ 27,561,208
State of Washington	\$ 22,009,958	\$ 26,411,859
Not Indicated	\$ 0	\$ 288,231
Subtotal for Non-Federal :	\$ 178,490,226	\$ 237,593,531
Grand Total :	\$ 584,391,296	\$ 794,160,318
Amount of Increase (Decrease) :		\$ 209,769,022
Percent of Increase (Decrease) :		35.9 %

Assuming acceptance of all awards by the Board of Regents

Comparison of Grant and Contract Awards by School/College

Fiscal Years 2008-2009 and 2009-2010

School/College	Jul-Dec FY09	Jul-Dec FY10
Upper Campus		
Architecture and Urban Planning	\$ 557,311	\$ 471,430
Arts and Sciences	\$ 52,895,660	\$ 59,768,673
College of the Environment		\$ 24,077,749
Director of Libraries	\$ 64,500	\$ 132,000
Education	\$ 6,372,273	\$ 3,860,265
Educational Outreach	\$ 39,001	
Engineering	\$ 47,242,597	\$ 59,349,742
Evans School of Public Affairs	\$ 1,350,502	\$ 984,805
Executive Vice President	\$ 621,238	
Forest Resources	\$ 5,268,451	\$ 1,793,271
Foster School of Business	\$ 770,000	\$ 1,456,477
Graduate School	\$ 4,245,870	\$ 3,802,291
Information School	\$ 4,761,506	\$ 2,690,585
Law	\$ 1,258,309	\$ 439,707
Ocean and Fishery Sciences	\$ 48,662,130	\$ 67,096,588
Office of Research	\$ 16,216,915	\$ 19,653,896
Social Work	\$ 9,120,254	\$ 11,391,475
Undergraduate Education	\$ 201,568	\$ 213,373
VP Educational Partnerships	\$ 30,000	
VP Minority Affairs	\$ 6,412,603	\$ 4,802,313
VP Student Affairs		\$ 280,137
VP Student Life		\$ 20,715
Subtotal :	\$ 206,090,687	\$ 262,285,492
Health Sciences		
Dentistry	\$ 5,732,748	\$ 4,599,508
Medicine	\$ 291,560,705	\$ 432,483,547
Nursing	\$ 7,863,591	\$ 11,806,221
Pharmacy	\$ 5,921,154	\$ 9,490,513
Public Health	\$ 40,281,619	\$ 54,851,935
Subtotal :	\$ 351,359,817	\$ 513,231,724
Special Programs		
Alcohol and Drug Abuse Institute	\$ 2,060,091	\$ 2,798,542
CHDD Administration	\$ 4,336,437	\$ 5,551,413
Regional Primate Center	\$ 18,123,545	\$ 7,976,745
Subtotal :	\$ 24,520,073	\$ 16,326,700
Other UW Campuses		
Bothell	\$ 1,978,925	\$ 1,784,491
Tacoma	\$ 441,793	\$ 356,806

School/College		Jul-Dec FY09	Jul-Dec FY10
Other UW Campuses	Subtotal :	\$ 2,420,718	\$ 2,141,297
Not Indicated Bothell			\$ 175,105
	Subtotal :		\$ 175,105
	Grand Total :	\$ 584,391,296	\$ 794,160,318

Assuming acceptance of all awards by the Board of Regents

Summary of Grant Awards**Fiscal Year 2009-2010***Excluding private awards from Foundations, Industry, Associations and Others*

Month	RESEARCH AND OTHER		TRAINING		Total Grants
	Federal	Non-Federal	Federal	Non-Federal	
July	\$ 91,428,820	\$ 4,713,717	\$ 15,030,890	\$ 955,270	\$ 112,128,700
August	\$ 119,211,600	\$ 10,426,390	\$ 5,900,316	\$ 998,571	\$ 136,536,800
September	\$ 118,584,700	\$ 3,619,947	\$ 31,878,100	\$ 155,656	\$ 154,238,400
October	\$ 72,006,290	\$ 9,217,262	\$ 28,673,290	\$ 172,632	\$ 110,069,500
November	\$ 16,219,290	\$ 4,912,430	\$ 366,285	\$ 89,960	\$ 21,587,960
December	\$ 25,204,060	\$ 5,228,272	\$ 1,144,268	\$ 304,160	\$ 31,880,760
Year to Date	\$ 442,654,700	\$ 38,118,020	\$ 82,993,150	\$ 2,676,249	\$ 566,442,100

Assuming acceptance of all awards by the Board of Regents

Summary of Grant Awards**Fiscal Year 2009-2010***Private awards from Foundations, Industry, Associations and Others*

Month	RESEARCH AND OTHER	TRAINING	Total Grants
July	\$ 12,968,550	\$ 64,396	\$ 13,032,950
August	\$ 13,367,960	\$ 304,231	\$ 13,672,190
September	\$ 26,139,530	\$ 239,467	\$ 26,378,990
October	\$ 29,279,300	\$ 567,213	\$ 29,846,510
November	\$ 47,961,170	\$ 201,993	\$ 48,163,160
December	\$ 14,759,730	\$ 345,878	\$ 15,105,610
Year to Date	\$ 144,476,200	\$ 1,723,178	\$ 146,199,400

Assuming acceptance of all awards by the Board of Regents

Summary of Contract Awards

Fiscal Year 2009-2010

Month	RESEARCH AND OTHER		TRAINING		Total Contracts
	Federal	Non-Federal	Federal	Non-Federal	
July	\$ 1,524,264	\$ 11,574,070	\$ 0	\$ 884,511	\$ 13,982,840
August	\$ 6,102,208	\$ 6,921,895	\$ 0	\$ 228,800	\$ 13,252,900
September	\$ 7,993,044	\$ 6,193,956	\$ 201,565	\$ 0	\$ 14,388,560
October	\$ 5,572,260	\$ 6,723,323	\$ 0	\$ 623,892	\$ 12,919,470
November	\$ 6,600,753	\$ 9,300,686	\$ 0	\$ 433,646	\$ 16,335,080
December	\$ 2,924,862	\$ 6,976,772	\$ 0	\$ 450,070	\$ 10,351,700
Year to Date	\$ 30,717,390	\$ 47,690,700	\$ 201,565	\$ 2,620,919	\$ 81,230,580

Assuming acceptance of all awards by the Board of Regents

**Report of Grant and Contract Awards
of \$1,000,000 or More**

December 2009

**Requiring action of
The Board of Regents
of the
University of Washington**

**Office of Research
Office of Sponsored Programs**

Detail of Public Grant Awards

Federal

US Department of Defense (DOD)

Air Force Office of Scientific Research (AFOSR)

To: Minoru Taya, Professor
 Mechanical Engineering \$ 1,179,991

For: Energy Harvesting and Storage Systems and Their Integration to AF
 Aero Vehicles

Eff: 2/1/2006 Classified: No

Total for Air Force Office of Scientific Research (AFOSR): \$ 1,179,991

Total for US Department of Defense (DOD): \$ 1,179,991

US Department of Health and Human Services (DHHS)

National Institutes of Health (NIH)

To: Ann Collier, Professor
 Department of Medicine \$ 1,055,284

For: University of Washington Clinical HIV Integrated Research Program

Eff: 12/1/2009 Classified: No

National Institute of Biomedical Imaging and Bioengineering (NIBIB)

To: David G. Castner, Professor
 Bioengineering \$ 1,577,287

For: Surface Analysis Facility for Biomedical Problems

Eff: 12/1/2009 Classified: No

Total for National Institute of Biomedical Imaging and Bioengineering (NIBIB): \$ 1,577,287

National Institute of Child Health and Human Development (NICHD)

To: Bryan King, Professor
 Department of Psychiatry \$ 2,205,452

For: UW Autism Center of Excellence

Eff: 8/1/2009 Classified: No

Total for National Institute of Child Health and Human Development (NICHD): \$ 2,205,452

Total for National Institutes of Health (NIH): \$ 4,838,023

Total for US Department of Health and Human Services (DHHS): \$ 4,838,023

Total for Federal: \$ 6,018,014

Total Public Grants: \$ 6,018,014

Grand Total for all Awards \$ 6,018,014