

VII. STANDING COMMITTEES**B. Finance, Audit and Facilities Committee**Grant and Contract Awards Summary – June and July, 2009RECOMMENDED ACTION:

It is the recommendation of the administration and the Finance and Audit Committee that the Board of Regents accept the Grant and Contract Awards as presented on the attached list.

Attachment

Grant and Contract Awards Summary
Report of Grant and Contract Awards of
\$1,000,000 or More

Grant and Contract Awards Summary

to

The Board of Regents

of the

University of Washington

for

June 2009

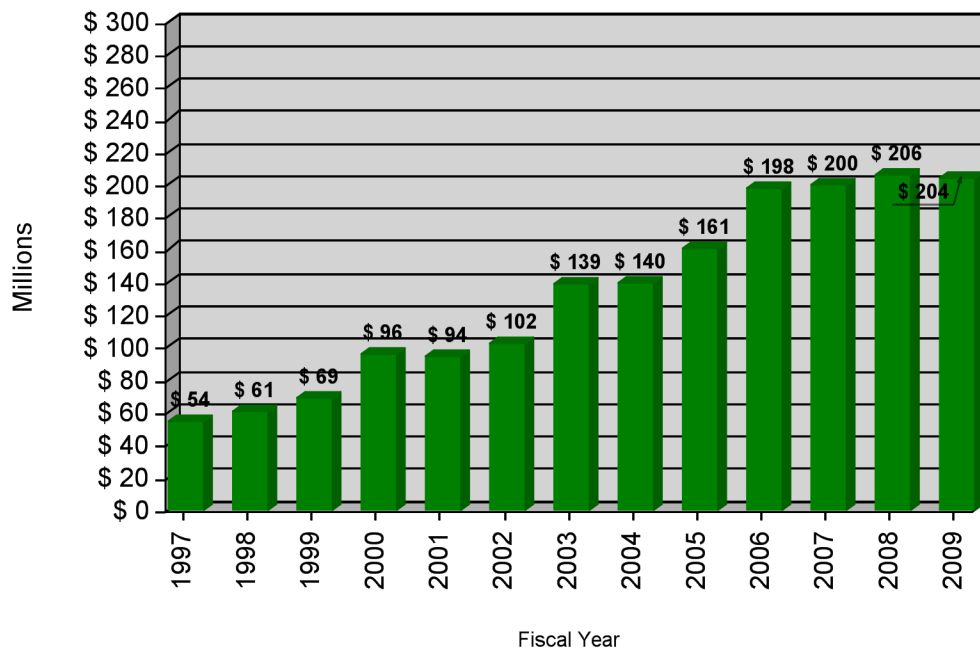
Office of Research

Office of Sponsored Programs

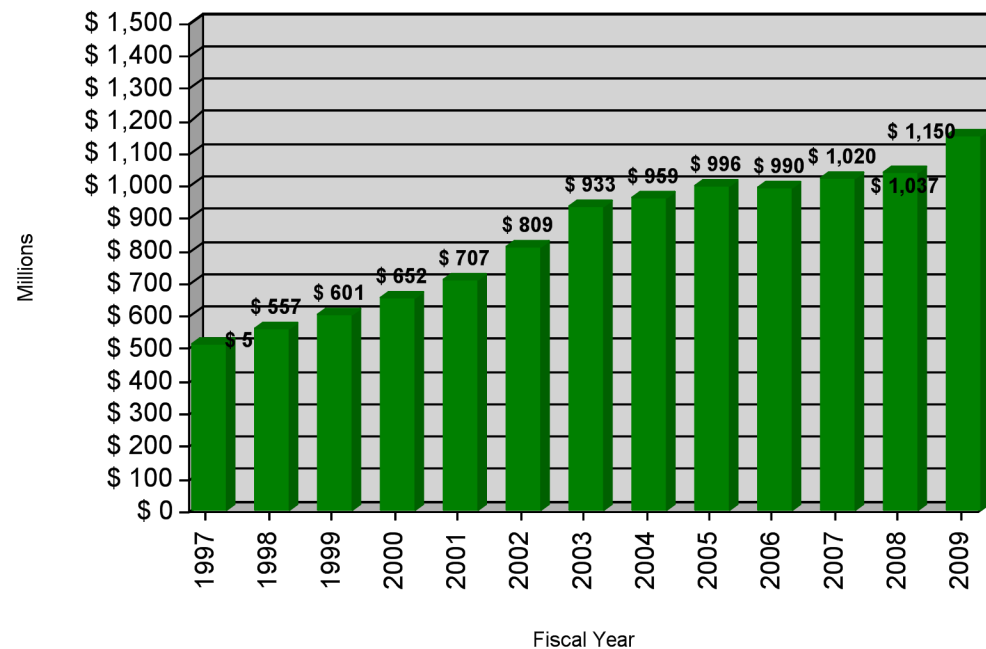
Table of Contents

Graphical Summary of Award Activity	3
Summary of Grant and Contract Awards	4
Comparison of Grants and Contract Awards by Agency	5
Comparison of Grants and Contract Awards by School/College	6
Summary of Grant Awards – Excluding Private Awards	8
Summary of Grant Awards - Private Awards	9
Summary of Contract Awards	10
Report of Grant & Contract Awards over \$1,000,000	11

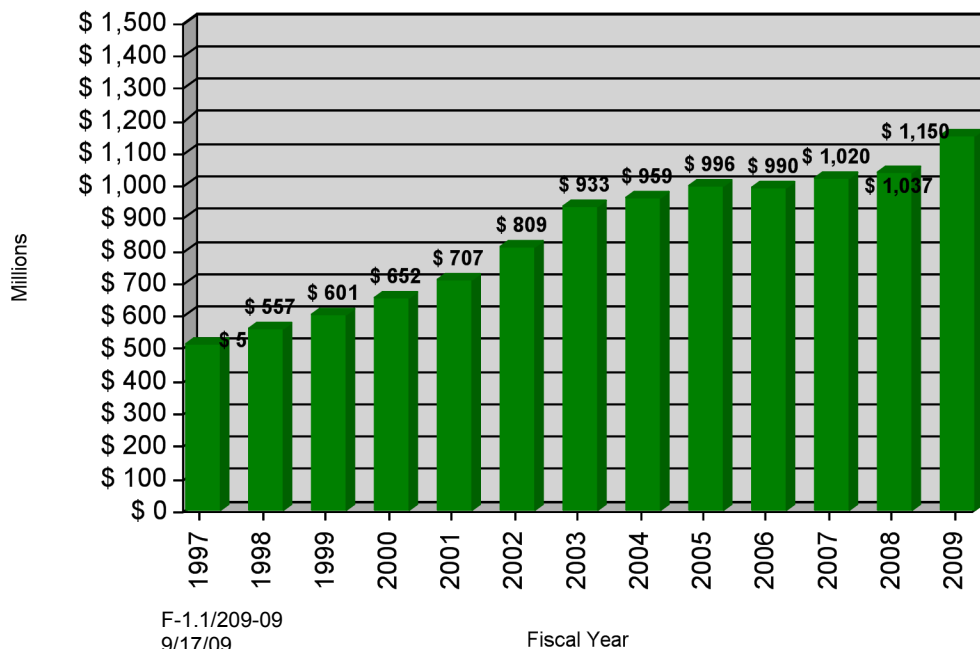
June Only
Comparison of Grant & Contract Awards



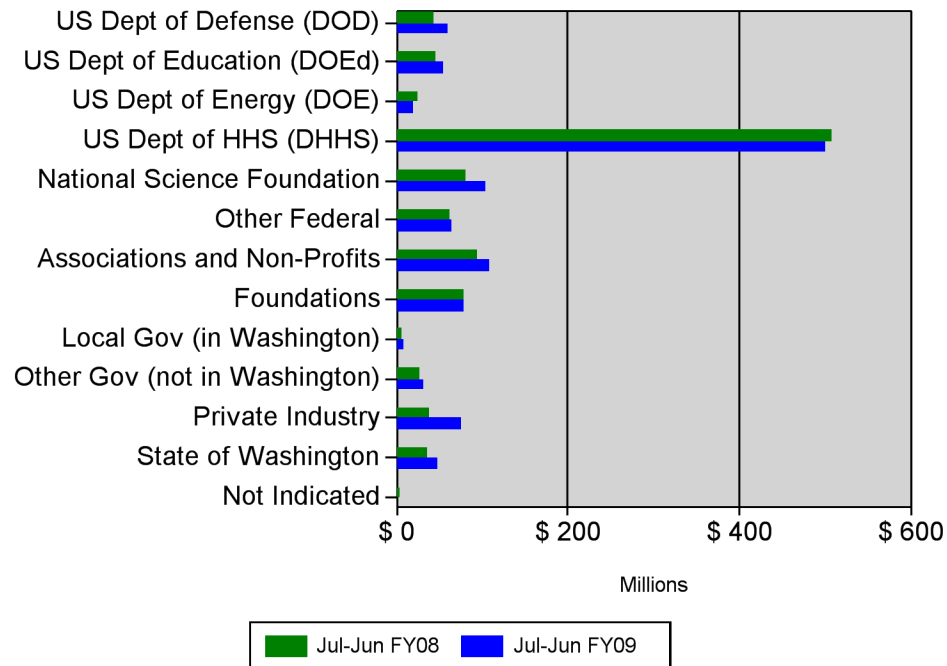
Fiscal Year to Date
Comparison of Grant & Contract Awards



Complete Fiscal Year
Comparison of Grant & Contract Awards



Fiscal Year to Date
Two-Year Comparison of Grant and Contract Awards



Summary of Grant and Contract Awards

Fiscal Year 2008-2009

Month	RESEARCH AND OTHER		TRAINING		Total Grants and Contracts
	Federal	Non-Federal	Federal	Non-Federal	
July	\$ 86,111,310	\$ 16,220,680	\$ 9,776,757	\$ 3,001,990	\$ 115,110,700
August	\$ 59,011,790	\$ 22,463,880	\$ 7,944,685	\$ 1,036,159	\$ 90,456,520
September	\$ 105,344,800	\$ 20,082,260	\$ 9,282,558	\$ 1,091,509	\$ 135,801,100
October	\$ 63,252,340	\$ 52,224,910	\$ 6,130,011	\$ 2,279,804	\$ 123,887,100
November	\$ 22,820,940	\$ 33,654,000	\$ 1,145,695	\$ 2,762,181	\$ 60,382,820
December	\$ 34,707,560	\$ 22,962,860	\$ 102,730	\$ 979,880	\$ 58,753,020
January	\$ 30,733,770	\$ 31,658,590	\$ 1,314,516	\$ 909,721	\$ 64,616,590
February	\$ 38,494,480	\$ 16,935,800	\$ 1,170,230	\$ 1,320,559	\$ 57,921,060
March	\$ 34,910,240	\$ 17,936,900	\$ 3,185,760	\$ 102,937	\$ 56,135,840
April	\$ 56,275,350	\$ 20,132,500	\$ 11,124,150	\$ 571,993	\$ 88,104,000
May	\$ 63,575,830	\$ 22,755,640	\$ 7,798,797	\$ 779,967	\$ 94,910,240
June	\$ 135,311,400	\$ 50,393,120	\$ 9,500,487	\$ 8,738,903	\$ 203,944,000
FY09 to Date	\$730,549,843	\$327,421,155	\$68,476,373	\$23,575,603	\$1,150,022,975
FY08 to Date	\$655,853,584	\$251,720,089	\$103,675,606	\$25,930,966	\$1,037,180,245
Over (Under) Previous Year	\$74,696,259	\$75,701,067	(\$35,199,233)	(\$2,355,362)	\$112,842,730

Assuming acceptance of all awards by the Board of Regents

Comparison of Grant and Contract Awards by Agency

Fiscal Years 2007-2008 and 2008-2009

Agency	FY08	FY09
US Department of Defense (DOD)	\$ 44,022,228	\$ 58,198,589
US Department of Education (DOEd)	\$ 44,565,739	\$ 53,505,461
US Department of Energy (DOE)	\$ 23,435,374	\$ 19,855,431
US Department of Health and Human Services (DHHS)	\$ 506,091,478	\$ 500,163,308
National Science Foundation (NSF)	\$ 80,999,822	\$ 102,533,649
Other Federal	\$ 60,414,549	\$ 64,769,778
Subtotal for Federal :	\$ 759,529,190	\$ 799,026,216
Associations and Non-Profits	\$ 94,683,031	\$ 109,223,161
Foundations	\$ 76,800,793	\$ 78,820,154
Local Government (in Washington)	\$ 6,739,238	\$ 7,305,260
Other Government (not in Washington)	\$ 26,739,910	\$ 31,876,126
Private Industry	\$ 37,231,492	\$ 76,300,717
State of Washington	\$ 35,456,591	\$ 47,471,341
Not Indicated	\$ 14,776	\$ 0
Subtotal for Non-Federal :	\$ 277,665,831	\$ 350,996,759
Grand Total :	\$ 1,037,195,021	\$ 1,150,022,975
 Amount of Increase (Decrease) :		\$ 112,827,954
Percent of Increase (Decrease) :		10.9 %

Assuming acceptance of all awards by the Board of Regents

Comparison of Grant and Contract Awards by School/College

Fiscal Years 2007-2008 and 2008-2009

School/College		FY08	FY09
Upper Campus			
	Architecture and Urban Planning	\$ 997,831	\$ 1,981,265
	Arts and Sciences	\$ 90,964,276	\$ 107,104,623
	College of the Environment		\$ 1,287,303
	Computing & Communications	\$ 30,000	
	Director of Libraries	\$ 2,054,839	\$ 8,846,832
	Education	\$ 8,610,455	\$ 11,634,152
	Educational Outreach	\$ 287,668	\$ 96,400
	Engineering	\$ 75,096,662	\$ 83,204,750
	Evans School of Public Affairs	\$ 4,288,966	\$ 3,771,717
	Executive Vice President	\$ 208,000	\$ 1,782,305
	Forest Resources	\$ 5,801,137	\$ 8,923,635
	Foster School of Business	\$ 740,458	\$ 924,182
	Graduate School	\$ 1,808,653	\$ 7,975,832
	Information School	\$ 5,573,549	\$ 5,641,313
	Law	\$ 409,734	\$ 3,060,946
	Ocean and Fishery Sciences	\$ 100,243,746	\$ 86,165,470
	Office of Research	\$ 18,633,875	\$ 18,073,725
	Provost	\$ 200,000	\$ 112,947
	Social Work	\$ 16,773,527	\$ 22,293,327
	Undergraduate Education	\$ 363,372	\$ 272,265
	VP Educational Partnerships	\$ 43,745	\$ 30,000
	VP Minority Affairs	\$ 7,138,112	\$ 7,061,919
	VP Student Affairs	\$ 299,444	
	VP Student Life	\$ 25,954,377	\$ 30,052,902
	Subtotal :	\$ 366,522,425	\$ 410,297,808
Health Sciences			
	Dentistry	\$ 12,390,820	\$ 11,471,603
	Medicine	\$ 522,330,186	\$ 580,037,917
	Nursing	\$ 16,085,771	\$ 14,049,598
	Pharmacy	\$ 8,399,533	\$ 9,524,597
	Public Health	\$ 79,499,584	\$ 75,342,855
	Subtotal :	\$ 638,705,894	\$ 690,426,570
Special Programs			
	Alcohol and Drug Abuse Institute	\$ 4,940,461	\$ 3,102,860
	CHDD Administration	\$ 7,596,760	\$ 6,438,439
	Regional Primate Center	\$ 17,006,272	\$ 34,016,318
	Subtotal :	\$ 29,543,493	\$ 43,557,617

School/College		FY08	FY09
Other UW Campuses	Bothell	\$ 1,495,868	\$ 5,179,721
	Tacoma	\$ 322,285	\$ 561,258
Subtotal :		\$ 1,818,153	\$ 5,740,979
Not Indicated Not Indicated		\$ 605,055	
Subtotal :		\$ 605,055	
Grand Total :		\$ 1,037,195,021	\$ 1,150,022,975

Assuming acceptance of all awards by the Board of Regents

Summary of Grant Awards**Fiscal Year 2008-2009***Excluding private awards from Foundations, Industry, Associations and Others*

Month	RESEARCH AND OTHER		TRAINING		Total Grants
	Federal	Non-Federal	Federal	Non-Federal	
July	\$ 84,699,550	\$ 3,384,315	\$ 9,776,757	\$ 226,080	\$ 98,086,700
August	\$ 53,590,660	\$ 5,137,674	\$ 7,914,685	\$ 0	\$ 66,643,020
September	\$ 90,787,430	\$ 3,932,069	\$ 9,263,558	\$ 164,451	\$ 104,147,500
October	\$ 57,813,560	\$ 8,630,334	\$ 6,130,011	\$ 155,787	\$ 72,729,690
November	\$ 17,799,160	\$ 976,483	\$ 1,145,695	\$ 606,373	\$ 20,527,710
December	\$ 24,735,870	\$ 4,139,161	\$ 102,730	\$ 193,486	\$ 29,171,250
January	\$ 28,362,900	\$ 12,267,870	\$ 1,290,516	\$ 680,002	\$ 42,601,290
February	\$ 34,430,480	\$ 2,029,226	\$ 1,170,230	\$ 750,000	\$ 38,379,940
March	\$ 32,394,290	\$ 1,603,792	\$ 3,185,760	\$ 0	\$ 37,183,840
April	\$ 55,444,090	\$ 1,766,909	\$ 11,124,150	\$ 34,525	\$ 68,369,670
May	\$ 60,902,770	\$ 831,133	\$ 5,862,178	\$ 604,808	\$ 68,200,890
June	\$ 131,767,200	\$ 3,773,964	\$ 9,500,487	\$ 4,858,100	\$ 149,899,800
Year to Date	\$ 672,728,000	\$ 48,472,930	\$ 66,466,750	\$ 8,273,612	\$ 795,941,300

Assuming acceptance of all awards by the Board of Regents

Summary of Grant Awards**Fiscal Year 2008-2009***Private awards from Foundations, Industry, Associations and Others*

Month	RESEARCH AND OTHER	TRAINING	Total Grants
July	\$ 6,878,668	\$ 512,428	\$ 7,391,096
August	\$ 12,186,370	\$ 397,418	\$ 12,583,790
September	\$ 10,608,120	\$ 83,395	\$ 10,691,510
October	\$ 34,771,180	\$ 440,967	\$ 35,212,150
November	\$ 24,972,490	\$ 1,185,445	\$ 26,157,940
December	\$ 8,611,615	\$ 64,676	\$ 8,676,291
January	\$ 15,142,940	\$ 95,814	\$ 15,238,760
February	\$ 10,627,290	\$ 12,376	\$ 10,639,660
March	\$ 9,320,921	\$ 0	\$ 9,320,921
April	\$ 11,163,840	\$ 39,291	\$ 11,203,130
May	\$ 13,297,320	\$ 58,891	\$ 13,356,210
June	\$ 13,386,000	\$ 1,099,804	\$ 14,485,800
Year to Date	\$ 170,966,800	\$ 3,990,505	\$ 174,957,200

Assuming acceptance of all awards by the Board of Regents

Summary of Contract Awards					
Fiscal Year 2008-2009					
Month	RESEARCH AND OTHER		TRAINING		Total Contracts
	Federal	Non-Federal	Federal	Non-Federal	
July	\$ 1,411,756	\$ 5,957,698	\$ 0	\$ 2,263,482	\$ 9,632,936
August	\$ 5,421,129	\$ 5,139,839	\$ 30,000	\$ 638,741	\$ 11,229,710
September	\$ 14,557,370	\$ 5,542,074	\$ 19,000	\$ 843,663	\$ 20,962,110
October	\$ 5,438,786	\$ 8,823,394	\$ 0	\$ 1,683,050	\$ 15,945,230
November	\$ 5,021,777	\$ 7,705,027	\$ 0	\$ 970,363	\$ 13,697,170
December	\$ 9,971,688	\$ 10,212,080	\$ 0	\$ 721,718	\$ 20,905,490
January	\$ 2,370,864	\$ 4,247,778	\$ 24,000	\$ 133,905	\$ 6,776,547
February	\$ 4,063,997	\$ 4,279,290	\$ 0	\$ 558,183	\$ 8,901,470
March	\$ 2,515,948	\$ 7,012,189	\$ 0	\$ 102,937	\$ 9,631,074
April	\$ 831,263	\$ 7,201,759	\$ 0	\$ 498,177	\$ 8,531,199
May	\$ 2,673,062	\$ 8,627,191	\$ 1,936,619	\$ 116,268	\$ 13,353,140
June	\$ 3,544,190	\$ 33,233,160	\$ 0	\$ 2,780,999	\$ 39,558,350
Year to Date	\$ 57,821,830	\$ 107,981,500	\$ 2,009,619	\$ 11,311,490	\$ 179,124,400

Assuming acceptance of all awards by the Board of Regents

Report of Grant and Contract Awards of \$1,000,000 or More

June 2009

**Requiring action of
The Board of Regents
of the
University of Washington**

**Office of Research
Office of Sponsored Programs**

Detail of Public Grant Awards

Federal

US Department of Education (DOEd)

Office of Federal Student Aid (FSA)

To:	Sharon K. Lewis, Director STUDENT FINANCIAL AID	\$ 24,704,000
For:	Pell Grant	
Eff:	7/1/2008	Classified: No
To:	Sharon K. Lewis, Director STUDENT FINANCIAL AID	\$ 2,137,664
For:	Supplemental Educational Opportunity Grant Program	
Eff:	7/1/2008	Classified: No
To:	Sharon K. Lewis, Director STUDENT FINANCIAL AID	\$ 1,622,000
For:	Federal Work Study	
Eff:	7/1/2008	Classified: No
To:	Sharon K. Lewis, Director STUDENT FINANCIAL AID	\$ 1,589,238
For:	State Work Study	
Eff:	7/1/2008	Classified: No
Total for Office of Federal Student Aid (FSA):		\$ 30,052,902
Total for US Department of Education (DOEd):		\$ 30,052,902

US Department of Health and Human Services (DHHS)

National Institute for Occupational Safety and Health (NIOSH)

To:	Richard A. Fenske, Professor Department of Environmental and Occupational Health Sciences	\$ 1,387,207
For:	Pacific Northwest Agricultural Safety and Health Center	
Eff:	9/30/2009	Classified: No
Total for National Institute for Occupational Safety and Health (NIOSH):		\$ 1,387,207

National Institutes of Health (NIH)

To:	Deborah A Nickerson, Professor Department of Genome Sciences	\$ 2,056,829
For:	SeattleSeq	
Eff:	7/1/2009	Classified: No
To:	Bruce M. Psaty, Professor Department of Medicine	\$ 1,295,541
For:	CHS Events Follow-Up Study	
Eff:	7/1/2009	Classified: No
To:	David Kimelman, Professor Department of Biochemistry	\$ 1,111,631
For:	Training in Molecular and Cellular Biology	
Eff:	7/1/2009	Classified: No
To:	Timothy De Rouen, Professor Dental Public Health Sciences	\$ 1,000,001
For:	Network Chair for the Pacific Northwest DPBRN	
Eff:	4/1/2009	Classified: No
To:	Peter M Milgrom, Professor Dental Public Health Sciences	\$ 1,055,142

Detail of Public Grant Awards

Federal

US Department of Health and Human Services (DHHS)

National Institutes of Health (NIH)

For:	Northwest/Alaska/Hawaii Center to Reduce Oral Health Disparities	
Eff:	6/1/2009	Classified: No
To:	Alan Chait, Professor Department of Medicine	\$ 2,226,221
For:	Pathobiology of Macrovascular Disease in Diabetes	
Eff:	6/1/2009	Classified: No
To:	King K. Holmes, Chair Global Health	\$ 3,238,058
For:	University of Washington Center for AIDS Research	
Eff:	6/1/2009	Classified: No
To:	John D Hawkins, Professor School of Social Work	\$ 1,855,074
For:	The Community Youth Development Study: A Test of Communities That Care	
Eff:	7/1/2009	Classified: No

National Center for Research Resources (NCRR)

To:	Sidney D Nelson, Dean Dean of Pharmacy	\$ 12,958,274
For:	Washington National Primate Research Center FY48	
Eff:	5/1/2009	Classified: No
<i>Total for National Center for Research Resources (NCRR):</i>		<i>\$ 12,958,274</i>

National Heart, Lung, and Blood Institute (NHLBI)

To:	Elizabeth Brown, Research Assistant Professor Department of Biostatistics	\$ 1,001,183
For:	CVD and Metabolic Complications of HIV/AIDS Data Coordinating Center	
Eff:	7/1/2009	Classified: No
<i>Total for National Heart, Lung, and Blood Institute (NHLBI):</i>		<i>\$ 1,001,183</i>

National Institute of Child Health and Human Development (NICHD)

To:	G Stanley Mc Knight, Professor Department of Pharmacology	\$ 1,492,764
For:	U54 Clinical and Basic Studies in Male Reproduction	
Eff:	4/1/2009	Classified: No
<i>Total for National Institute of Child Health and Human Development (NICHD):</i>		<i>\$ 1,492,764</i>

National Institute on Drug Abuse (NIDA)

To:	Richard Catalano, Professor School of Social Work	\$ 1,171,466
For:	Reducing Risk & Enhancing Protective Factors in Children	
Eff:	7/1/2009	Classified: No
<i>Total for National Institute on Drug Abuse (NIDA):</i>		<i>\$ 1,171,466</i>

Total for National Institutes of Health (NIH):	\$ 30,462,184
-------------------------------------------------------	----------------------

Total for US Department of Health and Human Services (DHHS):	\$ 31,849,391
---------------------------------------------------------------------	----------------------

Detail of Public Grant Awards

Federal

Other Federal

Environmental Protection Agency (EPA)

To: Joel D. Kaufman, Professor \$ 3,139,338
Department of Environmental and Occupational Health Sciences
For: Prospective Study of Atherosclerosis, Clinical Cardiovascular
Disease, and Long-Term Exposure to Ambient Particulate Matter
and Other Air Pollutants in a Multi-Ethnic Cohort
Eff: 8/1/2004 Classified: No

Total for Environmental Protection Agency (EPA): \$ 3,139,338

US Department of Transportation

To: Nancy Nihan, Director \$ 2,085,000
Civil and Environmental Engineering
For: TransNow Center Plan for Fiscal Year 2009-2010 (July1, 2009-June
30,2010)
Eff: 10/1/2006 Classified: No

Total for US Department of Transportation: \$ 2,085,000

Total for Other Federal: \$ 5,224,338

Total for Federal: \$ 67,126,631

State of Washington

Washington State Department of Social and Health Services (DSHS)

To: Edwina Uehara, Dean \$ 4,365,507
School of Social Work
For: Child Welfare Training and Advancement Program 09-10
Eff: 7/1/2009 Classified: No

Total for Washington State Department of Social and Health Services (DSHS): \$ 4,365,507

Total for State of Washington: \$ 4,365,507

Total Public Grants: \$ 71,492,138

Detail of Contract Awards

Federal

US Department of Defense (DOD)

US Navy

To: Jan Newton, Apl-principal Oceanographer \$ 1,120,000
Applied Physics Laboratory
For: Hood Canal Low Dissolved Oxygen Program - Integrated
Assessment and Modeling (HCDOP-IAM) Study
Eff: 2/18/2005 Classified: No

Total for US Navy: \$ 1,120,000

Total for US Department of Defense (DOD): \$ 1,120,000

Total for Federal: \$ 1,120,000

Associations and Non-Profits

George Washington University

To: Santica M. Marcovina, Research Professor \$ 1,048,908
Department of Medicine
For: STOPP-T2D Central Biochemistry
Eff: 3/1/2009 Classified: No

Total for George Washington University: \$ 1,048,908

Total for Associations and Non-Profits: \$ 1,048,908

Private Industry

Oncogenex

To: Evan Y Yu, Asst Professor \$ 1,517,984
Department of Medicine
For: Copy of A Phase I Study Evaluating A Second Generation Antisense
Oligonucleotide (OGX-427) That Inhibits Heat Shock Protein 27
Eff: 5/17/2007 Classified: No

Total for Oncogenex: \$ 1,517,984

Vestergaard Frandsen Group SA

To: Judd L. Walson, Acting Instructor \$ 1,236,736
Department of Medicine
For: Effect of insecticide-treated bednets and a simple water filtration
device on HIV-1 disease progression
Eff: 6/2/2009 Classified: No

Total for Vestergaard Frandsen Group SA: \$ 1,236,736

Wyeth Pharmaceuticals

To: Dorothy Patton, Professor \$ 3,921,901
Department of Obstetrics and Gynecology
For: Safety and Efficacy of Chlamydia Vaccine Candidates
Eff: 6/9/2009 Classified: No

Total for Wyeth Pharmaceuticals: \$ 3,921,901

Total for Private Industry: \$ 6,676,621

State of Washington

Washington State Department of Social and Health Services (DSHS)

F-1.1/209-09 To: Jon Mc Clellan, Professor \$ 2,188,615
9/17/09

Detail of Contract Awards

State of Washington

Washington State Department of Social and Health Services (DSHS)

Department of Psychiatry

For: Child Study and Treatment Center 2009-2011

Eff: 7/1/2009

Classified: No

Total for Washington State Department of Social and Health Services (DSHS): **\$ 2,188,615**

Total for State of Washington: **\$ 2,188,615**

Total Contracts: **\$ 11,034,144**

Grand Total for all Awards **\$ 82,526,282**

Grant and Contract Awards Summary

to

The Board of Regents

of the

University of Washington

for

July 2009

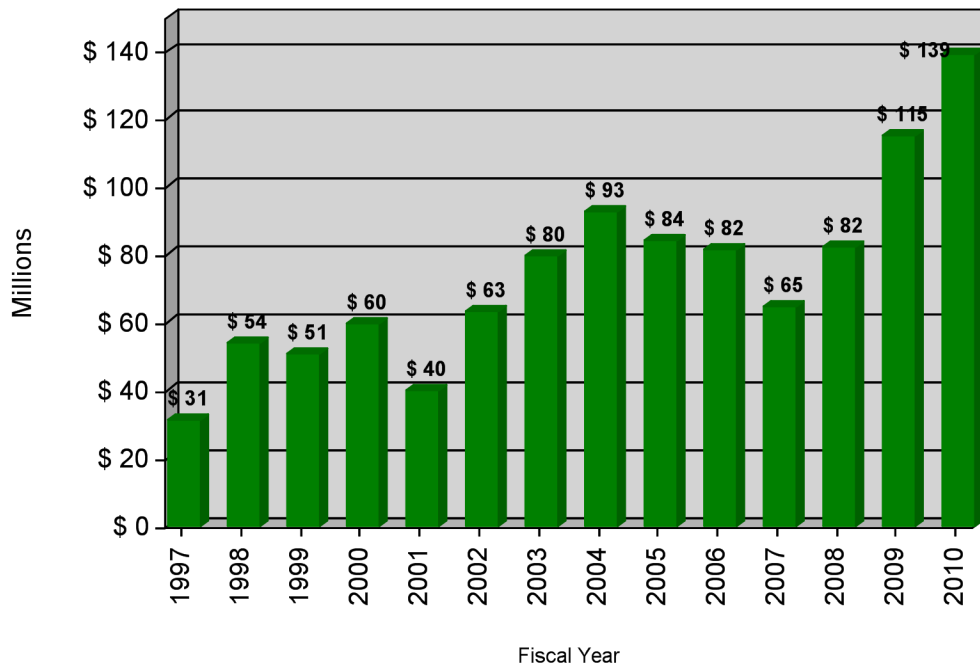
Office of Research

Office of Sponsored Programs

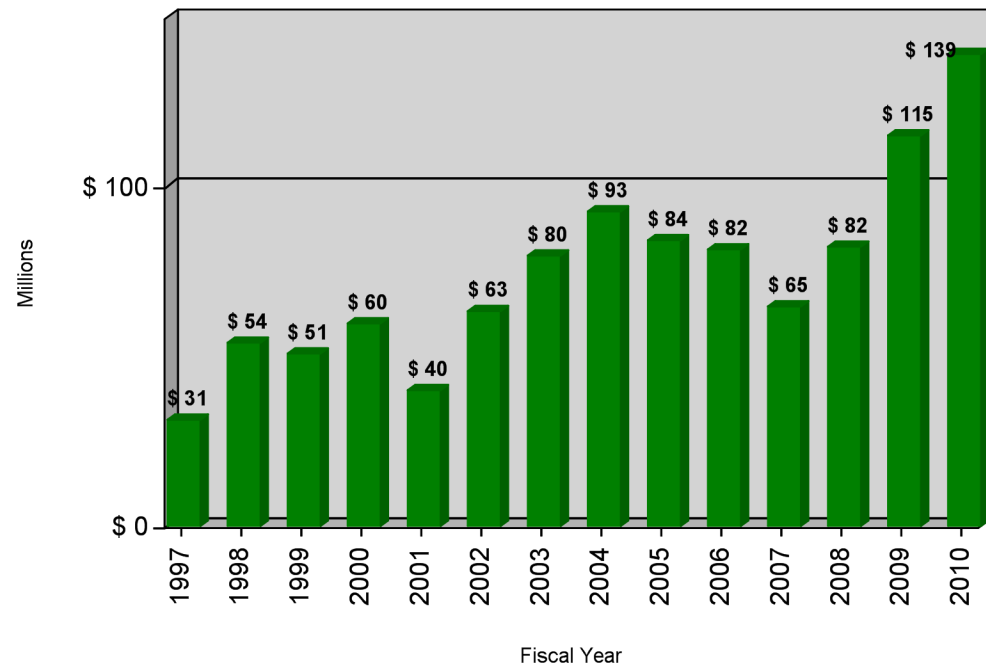
Table of Contents

Graphical Summary of Award Activity	3
Summary of Grant and Contract Awards	4
Comparison of Grants and Contract Awards by Agency	5
Comparison of Grants and Contract Awards by School/College	6
Summary of Grant Awards – Excluding Private Awards	8
Summary of Grant Awards - Private Awards	9
Summary of Contract Awards	10
Report of Grant & Contract Awards over \$1,000,000	11

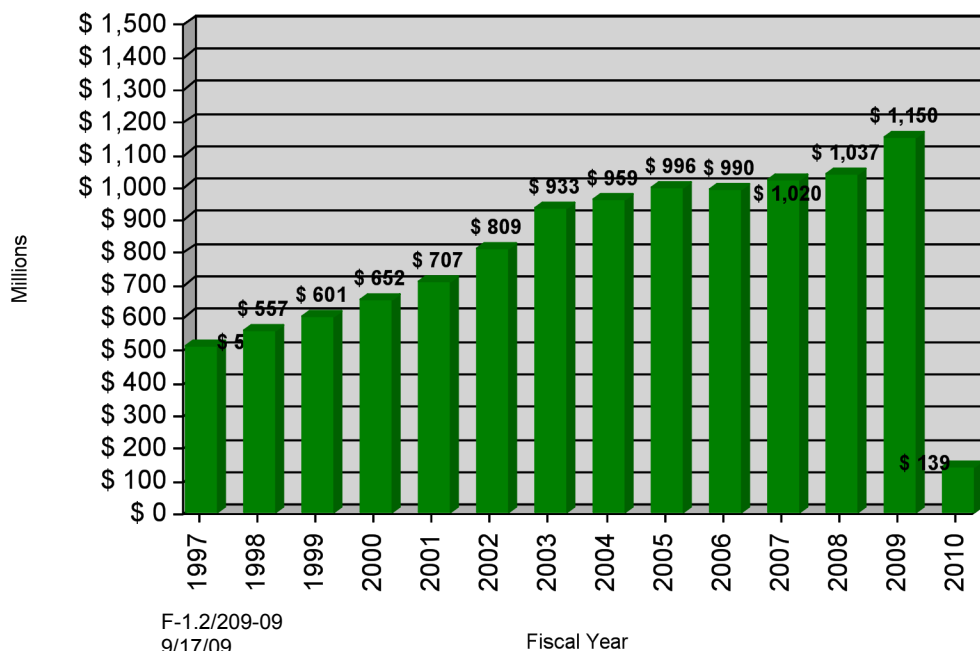
July Only
Comparison of Grant & Contract Awards



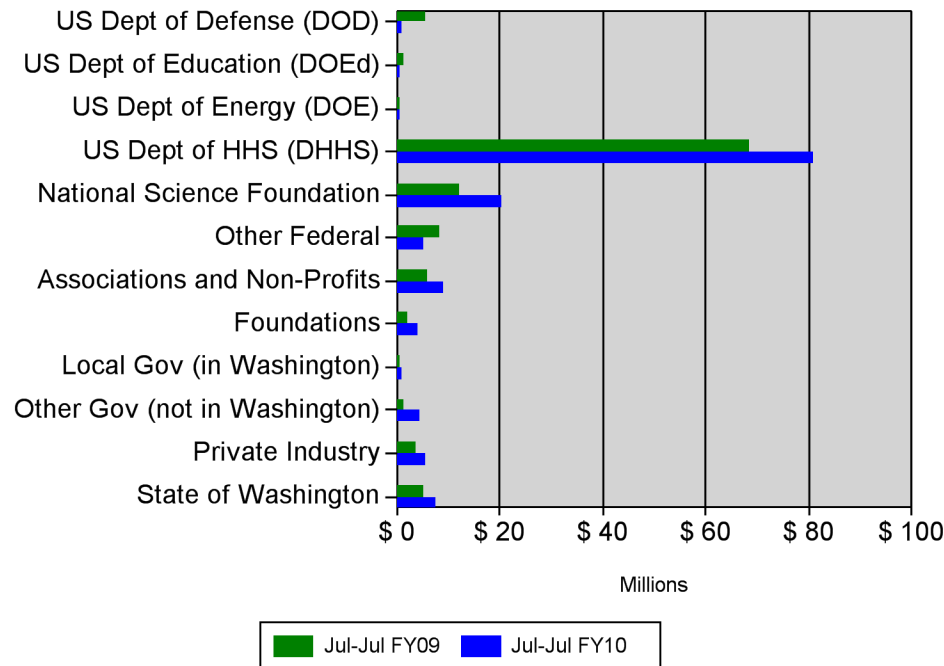
Fiscal Year to Date
Comparison of Grant & Contract Awards



Complete Fiscal Year
Comparison of Grant & Contract Awards



Fiscal Year to Date
Two-Year Comparison of Grant and Contract Awards



Summary of Grant and Contract Awards**Fiscal Year 2009-2010**

Month	RESEARCH AND OTHER		TRAINING		Total Grants and Contracts
	Federal	Non-Federal	Federal	Non-Federal	
July	\$ 92,953,080	\$ 29,204,080	\$ 15,030,890	\$ 1,904,177	\$ 139,092,200
<hr/>					
FY10 to Date	\$92,953,080	\$29,204,083	\$15,030,892	\$1,904,177	\$139,092,232
<hr/>					
FY09 to Date	\$86,111,310	\$16,220,681	\$9,776,757	\$3,001,990	\$115,110,738
<hr/>					
Over (Under) Previous Year	\$6,841,770	\$12,983,403	\$5,254,135	(\$1,097,813)	\$23,981,494

Assuming acceptance of all awards by the Board of Regents

Comparison of Grant and Contract Awards by Agency

Fiscal Years 2008-2009 and 2009-2010

Agency	Jul-Jul FY09	Jul-Jul FY10
US Department of Defense (DOD)	\$ 5,772,109	\$ 883,943
US Department of Education (DOEd)	\$ 1,286,346	\$ 42,627
US Department of Energy (DOE)	\$ 11,745	\$ 403,734
US Department of Health and Human Services (DHHS)	\$ 68,387,982	\$ 81,001,685
National Science Foundation (NSF)	\$ 12,303,197	\$ 20,508,410
Other Federal	\$ 8,126,688	\$ 5,143,573
Subtotal for Federal :	\$ 95,888,067	\$ 107,983,972
Associations and Non-Profits	\$ 6,113,861	\$ 8,905,221
Foundations	\$ 2,272,843	\$ 3,887,861
Local Government (in Washington)	\$ 559,985	\$ 772,749
Other Government (not in Washington)	\$ 1,180,887	\$ 4,298,266
Private Industry	\$ 3,848,851	\$ 5,543,732
State of Washington	\$ 5,246,244	\$ 7,700,431
Subtotal for Non-Federal :	\$ 19,222,670	\$ 31,108,260
Grand Total :	\$ 115,110,738	\$ 139,092,232
Amount of Increase (Decrease) :		\$ 23,981,494
Percent of Increase (Decrease) :		20.8 %

Assuming acceptance of all awards by the Board of Regents

Comparison of Grant and Contract Awards by School/College

Fiscal Years 2008-2009 and 2009-2010

School/College		Jul-Jul FY09	Jul-Jul FY10
Upper Campus			
	Architecture and Urban Planning	\$ 227,321	\$ 6,500
	Arts and Sciences	\$ 9,971,460	\$ 14,656,169
	College of the Environment		\$ 1,599,719
	Education	\$ 1,434,447	\$ 747,833
	Educational Outreach	\$ 39,001	
	Engineering	\$ 7,122,503	\$ 12,500,309
	Evans School of Public Affairs	\$ 285,000	\$ 170,979
	Executive Vice President	\$ 621,238	
	Forest Resources	\$ 1,523,273	\$ 179,600
	Foster School of Business	\$ 95,000	\$ 908,084
	Graduate School	\$ 674,303	\$ 803,555
	Information School		\$ 202,872
	Ocean and Fishery Sciences	\$ 6,607,452	\$ 5,490,715
	Office of Research	\$ 4,007,431	\$ 4,377,186
	Social Work	\$ 3,894,606	\$ 2,162,572
	VP Minority Affairs		\$ 552,778
	VP Student Affairs		\$ 280,137
	Subtotal :	\$ 36,503,034	\$ 44,639,008
Health Sciences			
	Dentistry	\$ 1,846,558	\$ 1,682,941
	Medicine	\$ 54,974,604	\$ 71,017,280
	Nursing	\$ 4,086,006	\$ 5,662,592
	Pharmacy	\$ 924,871	\$ 1,101,977
	Public Health	\$ 2,891,542	\$ 10,564,530
	Subtotal :	\$ 64,723,581	\$ 90,029,320
Special Programs			
	Alcohol and Drug Abuse Institute	\$ 145,630	\$ 45,000
	CHDD Administration	\$ 854,817	\$ 3,833,105
	Regional Primate Center	\$ 12,585,373	\$ 222,803
	Subtotal :	\$ 13,585,820	\$ 4,100,908
Other UW Campuses			
	Bothell	\$ 298,302	\$ 321,996
	Tacoma		\$ 1,000
	Subtotal :	\$ 298,302	\$ 322,996
	Grand Total :	\$ 115,110,738	\$ 139,092,232

Summary of Grant Awards**Fiscal Year 2009-2010***Excluding private awards from Foundations, Industry, Associations and Others*

Month	RESEARCH AND OTHER		TRAINING		Total Grants
	Federal	Non-Federal	Federal	Non-Federal	
July	\$ 91,428,820	\$ 4,713,717	\$ 15,030,890	\$ 955,270	\$ 112,128,700
Year to Date	\$ 91,428,820	\$ 4,713,717	\$ 15,030,890	\$ 955,270	\$ 112,128,700

Assuming acceptance of all awards by the Board of Regents

Summary of Grant Awards**Fiscal Year 2009-2010***Private awards from Foundations, Industry, Associations and Others*

Month	RESEARCH AND OTHER	TRAINING	Total Grants
July	\$ 12,916,300	\$ 64,396	\$ 12,980,690
Year to Date	\$ 12,916,300	\$ 64,396	\$ 12,980,690

Assuming acceptance of all awards by the Board of Regents

Summary of Contract Awards**Fiscal Year 2009-2010**

Month	RESEARCH AND OTHER		TRAINING	Total Contracts
	Federal	Non-Federal	Non-Federal	
July	\$ 1,524,264	\$ 11,574,070	\$ 884,511	\$ 13,982,840
Year to Date	\$ 1,524,264	\$ 11,574,070	\$ 884,511	\$ 13,982,840

Assuming acceptance of all awards by the Board of Regents

Report of Grant and Contract Awards of \$1,000,000 or More

July 2009

**Requiring action of
The Board of Regents
of the
University of Washington**

**Office of Research
Office of Sponsored Programs**

Detail of Public Grant Awards

Federal

US Department of Health and Human Services (DHHS)

Centers for Disease Control and Prevention (CDC)

To:	Noah S. Seixas, Professor	\$ 1,200,502
	Department of Environmental and Occupational Health Sciences	
For:	Education and Research Center	
Eff:	7/1/2009	Classified: No

Total for Centers for Disease Control and Prevention (CDC):	\$ 1,200,502
--------------------------------------------------------------------	---------------------

National Institutes of Health (NIH)

To:	Bruce M. Psaty, Professor	\$ 1,676,225
	Department of Medicine	
For:	Genome-wide case-only study of antihypertensive drug-gene interactions	
Eff:	7/1/2009	Classified: No

To:	Peter Roy-Byrne, Professor	\$ 1,029,868
	Department of Psychiatry	
For:	Brief Intervention in Primary Care for Problem Drug Use and Abuse	
Eff:	7/1/2009	Classified: No

To:	Buddy Ratner, Professor	\$ 2,083,596
	Bioengineering	
For:	Engineered Cardiac Morphogenesis: Stem Cells and Scaffolds	
Eff:	6/1/2009	Classified: No

To:	John A Stamatoyannopoulos, Assistant Professor	\$ 2,641,867
	Department of Genome Sciences	
For:	A Comprehensive catalog of human DNaseI hypersensitive sites	
Eff:	7/1/2009	Classified: No

To:	John A Stamatoyannopoulos, Assistant Professor	\$ 1,200,000
	Department of Genome Sciences	
For:	Northwest Reference Epigenome Mapping Center	
Eff:	7/10/2009	Classified: No

To:	Walter A Kukull, Director	\$ 3,468,842
	Department of Epidemiology	
For:	National Alzheimer's Coordinating Center	
Eff:	7/15/2009	Classified: No

National Institute of Child Health and Human Development (NICHD)

To:	Michael J Guralnick, Director	\$ 1,649,656
	CHDD Administration	
For:	Intellectual and Developmental Disabilities Research Centers	
Eff:	7/27/2009	Classified: No

<i>Total for National Institute of Child Health and Human Development (NICHD):</i>	<i>\$ 1,649,656</i>
------------------------------------------------------------------------------------	---------------------

National Institute of General Medical Sciences (NIGMS)

To:	Lawrence A Loeb, Professor	\$ 1,276,304
	Department of Pathology	
For:	Medical Scientist Training Program	
Eff:	7/1/2009	Classified: No

To:	Carl A. Blau, Professor	\$ 1,956,536
	Department of Medicine	

Detail of Public Grant Awards

Federal

US Department of Health and Human Services (DHHS)

National Institutes of Health (NIH)

National Institute of General Medical Sciences (NIGMS)

For: Self Renewal and Differentiation of Human Embryonic Stem Cells

Eff: 8/1/2009 Classified: No

Total for National Institute of General Medical Sciences (NIGMS): \$ 3,232,840

National Institute on Drug Abuse (NIDA)

To: Michael Katze, Professor \$ 1,819,228
Department of Microbiology

For: Functional Genomics and HCV-Associated Liver Disease

Eff: 7/1/2009 Classified: No

Total for National Institute on Drug Abuse (NIDA): \$ 1,819,228

Total for National Institutes of Health (NIH): \$ 18,802,122

Total for US Department of Health and Human Services (DHHS): \$ 20,002,624

National Science Foundation (NSF)

National Science Foundation (NSF)

To: James Burton Dorsey, Director \$ 1,453,422
Other Engineering Programs

For: Washington MESA Community College Program (WA-MCCP)

Eff: 7/1/2009 Classified: No

To: Rebecca A Woodgate, Apl-senior Oceanographer \$ 1,224,449
Applied Physics Laboratory

For: Collaborative Research: An Ocean Observing System for the Bering Strait, the Pacific Gateway to the Arctic – an integral part of the Arctic Observing Network

Eff: 9/1/2009 Classified: No

To: Henry J Lubatti, Professor \$ 2,710,000
Department of Physics

For: Elementary Particle Physics Using High Energy Colliders

Eff: 5/1/2009 Classified: No

To: Peter H. Kahn, Associate Professor \$ 1,264,424
Department of Psychology

For: HCC: Medium: Social and Moral Relationships With Personified Robots

Eff: 9/1/2009 Classified: No

Total for National Science Foundation (NSF): \$ 6,652,295

Total for National Science Foundation (NSF): \$ 6,652,295

Other Federal

National Oceanic and Atmospheric Administration (NOAA)

To: David L. Martin, Apl-principal Oceanographer \$ 1,500,000
Applied Physics Laboratory

For: Enhancing the Regional Coastal Ocean Observing Systems (RCOOS) of NANOOS

Eff: 10/1/2007 Classified: No

Total for National Oceanic and Atmospheric Administration (NOAA): \$ 1,500,000

Detail of Public Grant Awards

Federal

Other Federal

Total for Other Federal:	\$ 1,500,000
--------------------------	--------------

Total for Federal:	\$ 28,154,919
--------------------	---------------

Total Public Grants:	\$ 28,154,919
----------------------	---------------

Detail of Private Grant Awards

Associations and Non-Profits

Joint Oceanographic Institutions, Inc.

To: John R. Delaney, Professor \$ 1,121,987
School of Oceanography

For: The University of Washington's Application to Become the
Implementing Organization for the Regional Cabled Observatory
Eff: 3/30/2007 Classified: No

Total for Joint Oceanographic Institutions, Inc.: \$ 1,121,987

Total for Associations and Non-Profits: \$ 1,121,987

Total Private Grants: \$ 1,121,987

State of Washington

Grand Total for all Awards	\$ 32,564,674
-----------------------------------	----------------------