

VII. STANDING COMMITTEES

B. Finance, Audit and Facilities Committee

Grant and Contract Awards Summary– August, 2009

RECOMMENDED ACTION:

It is the recommendation of the administration and the Finance and Audit Committee that the Board of Regents accept the Grant and Contract Awards as presented on the attached list.

Attachment: Grant and Contract Awards Summary
Report of Grant and Contract Awards of
\$1,000,000 or More

Grant and Contract Awards Summary

to

The Board of Regents

of the

University of Washington

for

August 2009

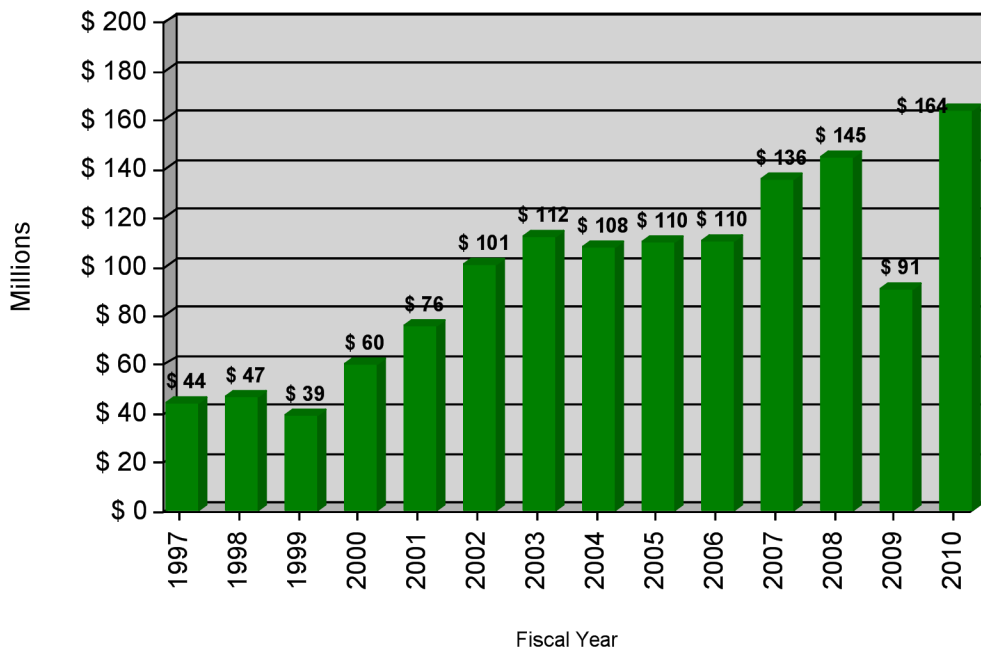
Office of Research

Office of Sponsored Programs

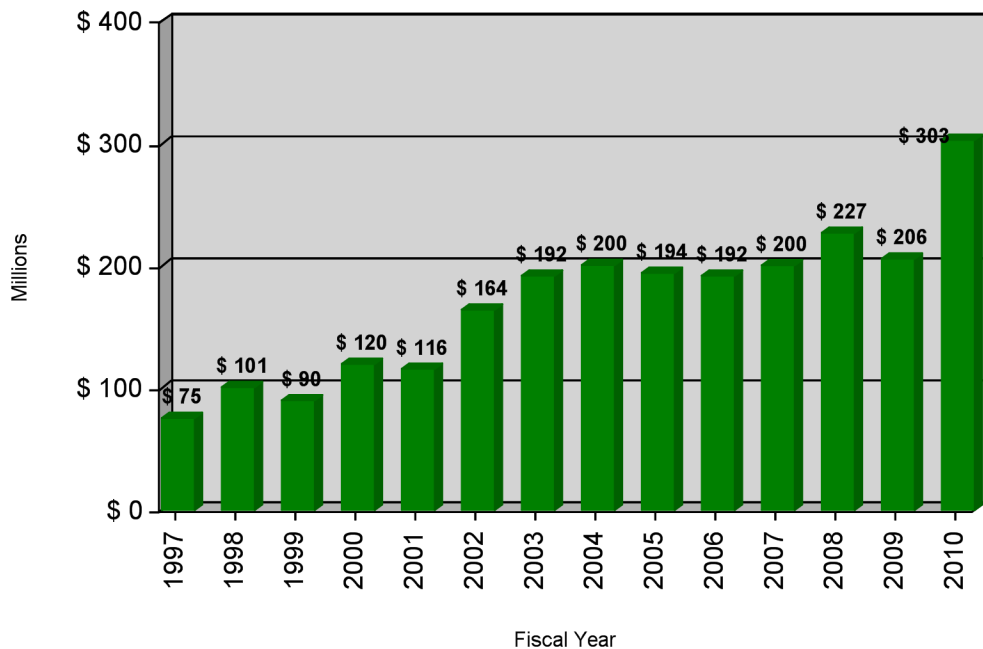
Table of Contents

Graphical Summary of Award Activity	3
Summary of Grant and Contract Awards	4
Comparison of Grants and Contract Awards by Agency	5
Comparison of Grants and Contract Awards by School/College	6
Summary of Grant Awards – Excluding Private Awards	8
Summary of Grant Awards - Private Awards	9
Summary of Contract Awards	10
Report of Grant & Contract Awards over \$1,000,000	11

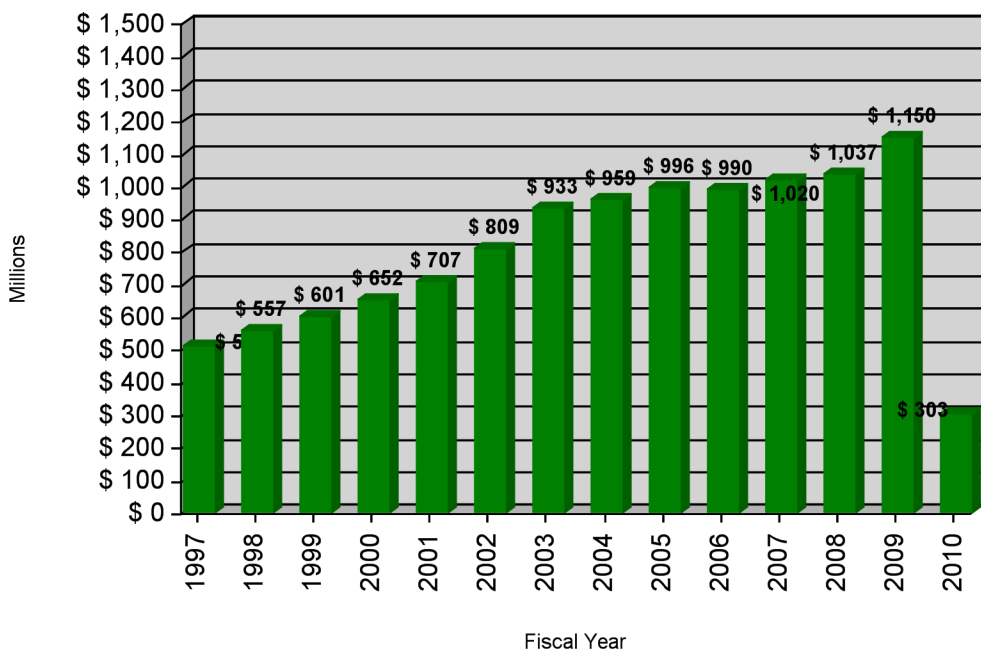
August Only
Comparison of Grant & Contract Awards



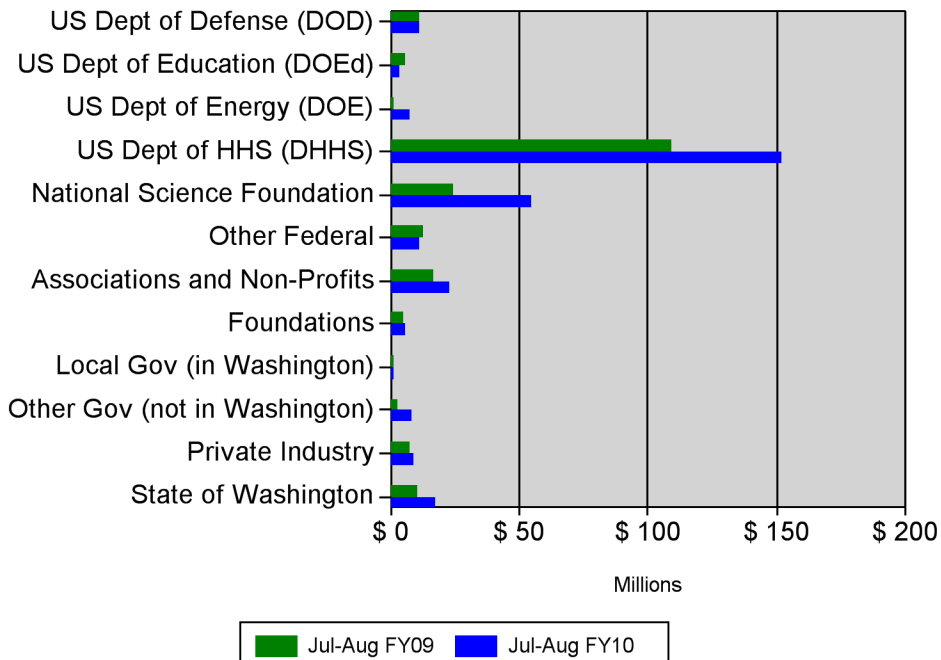
Fiscal Year to Date
Comparison of Grant & Contract Awards



Complete Fiscal Year
Comparison of Grant & Contract Awards



Fiscal Year to Date
Two-Year Comparison of Grant and Contract Awards



Summary of Grant and Contract Awards

Fiscal Year 2009-2010

Month	RESEARCH AND OTHER		TRAINING		Total Grants and Contracts
	Federal	Non-Federal	Federal	Non-Federal	
July	\$ 92,953,080	\$ 29,204,080	\$ 15,030,890	\$ 1,904,177	\$ 139,092,200
August	\$ 125,375,900	\$ 30,935,220	\$ 5,900,316	\$ 1,531,602	\$ 163,743,100
FY10 to Date	\$218,328,999	\$60,139,308	\$20,931,208	\$3,435,779	\$302,835,293
FY09 to Date	\$145,123,100	\$38,684,565	\$17,721,442	\$4,038,149	\$205,567,256
Over (Under) Previous Year	\$73,205,899	\$21,454,742	\$3,209,766	(\$602,370)	\$97,268,037

Assuming acceptance of all awards by the Board of Regents

Comparison of Grant and Contract Awards by Agency

Fiscal Years 2008-2009 and 2009-2010

Agency	Jul-Aug FY09	Jul-Aug FY10
US Department of Defense (DOD)	\$ 11,090,024	\$ 11,201,968
US Department of Education (DOEd)	\$ 5,381,763	\$ 3,329,876
US Department of Energy (DOE)	\$ 252,139	\$ 7,278,164
US Department of Health and Human Services (DHHS)	\$ 108,964,292	\$ 151,626,806
National Science Foundation (NSF)	\$ 24,672,566	\$ 54,709,424
Other Federal	\$ 12,483,758	\$ 11,113,969
Subtotal for Federal :	\$ 162,844,542	\$ 239,260,207
Associations and Non-Profits	\$ 16,741,442	\$ 22,885,890
Foundations	\$ 5,298,230	\$ 5,918,561
Local Government (in Washington)	\$ 903,216	\$ 1,081,668
Other Government (not in Washington)	\$ 2,460,373	\$ 7,706,336
Private Industry	\$ 7,059,031	\$ 8,727,795
State of Washington	\$ 10,260,423	\$ 17,254,837
Subtotal for Non-Federal :	\$ 42,722,714	\$ 63,575,087
Grand Total :	\$ 205,567,256	\$ 302,835,293
Amount of Increase (Decrease) :		\$ 97,268,037
Percent of Increase (Decrease) :		47.3 %

Assuming acceptance of all awards by the Board of Regents

Comparison of Grant and Contract Awards by School/College**Fiscal Years 2008-2009 and 2009-2010**

School/College	Jul-Aug FY09	Jul-Aug FY10
Upper Campus		
Architecture and Urban Planning	\$ 227,321	\$ 11,500
Arts and Sciences	\$ 19,951,203	\$ 32,080,210
College of the Environment		\$ 6,574,001
Education	\$ 1,865,502	\$ 979,254
Educational Outreach	\$ 39,001	
Engineering	\$ 19,439,435	\$ 29,451,055
Evans School of Public Affairs	\$ 383,875	\$ 170,979
Executive Vice President	\$ 621,238	
Forest Resources	\$ 1,929,909	\$ 779,061
Foster School of Business	\$ 95,000	\$ 923,084
Graduate School	\$ 674,303	\$ 978,473
Information School	\$ 2,430,495	\$ 257,521
Law		\$ 209,134
Ocean and Fishery Sciences	\$ 12,624,287	\$ 15,630,539
Office of Research	\$ 4,934,579	\$ 9,667,576
Social Work	\$ 4,111,342	\$ 8,639,357
VP Minority Affairs	\$ 3,390,602	\$ 866,772
VP Student Affairs		\$ 280,137
Subtotal :	\$ 72,718,092	\$ 107,498,652
Health Sciences		
Dentistry	\$ 2,471,814	\$ 2,838,359
Medicine	\$ 101,203,240	\$ 155,768,283
Nursing	\$ 5,041,423	\$ 7,716,759
Pharmacy	\$ 1,368,679	\$ 1,967,356
Public Health	\$ 8,744,643	\$ 19,940,059
Subtotal :	\$ 118,829,798	\$ 188,230,816
Special Programs		
Alcohol and Drug Abuse Institute	\$ 145,630	\$ 1,293,539
CHDD Administration	\$ 904,817	\$ 3,898,105
Regional Primate Center	\$ 12,585,373	\$ 971,501
Subtotal :	\$ 13,635,820	\$ 6,163,145
Other UW Campuses		
Bothell	\$ 311,818	\$ 864,716
Tacoma	\$ 71,728	\$ 77,964
Subtotal :	\$ 383,546	\$ 942,680
Grand Total :	\$ 205,567,256	\$ 302,835,293

Assuming acceptance of all awards by the Board of Regents

Summary of Grant Awards**Fiscal Year 2009-2010***Excluding private awards from Foundations, Industry, Associations and Others*

Month	RESEARCH AND OTHER		TRAINING		Total Grants
	Federal	Non-Federal	Federal	Non-Federal	
July	\$ 91,428,820	\$ 4,713,717	\$ 15,030,890	\$ 955,270	\$ 112,128,700
August	\$ 119,211,600	\$ 10,620,200	\$ 5,900,316	\$ 998,571	\$ 136,730,700
Year to Date	\$ 210,640,400	\$ 15,333,920	\$ 20,931,210	\$ 1,953,841	\$ 248,859,400

Assuming acceptance of all awards by the Board of Regents

Summary of Grant Awards

Fiscal Year 2009-2010

Private awards from Foundations, Industry, Associations and Others

Month	RESEARCH AND OTHER	TRAINING	Total Grants
July	\$ 12,916,300	\$ 64,396	\$ 12,980,690
August	\$ 13,357,200	\$ 304,231	\$ 13,661,430
Year to Date	\$ 26,273,500	\$ 368,627	\$ 26,642,130

Assuming acceptance of all awards by the Board of Regents

Summary of Contract Awards

Fiscal Year 2009-2010

Month	RESEARCH AND OTHER		TRAINING	Total Contracts
	Federal	Non-Federal	Non-Federal	
July	\$ 1,524,264	\$ 11,574,070	\$ 884,511	\$ 13,982,840
August	\$ 6,164,344	\$ 6,957,825	\$ 228,800	\$ 13,350,970
Year to Date	\$ 7,688,608	\$ 18,531,890	\$ 1,113,311	\$ 27,333,810

Assuming acceptance of all awards by the Board of Regents

**Report of Grant and Contract Awards
of \$1,000,000 or More**

August 2009

**Requiring action of
The Board of Regents
of the
University of Washington**

**Office of Research
Office of Sponsored Programs**

Detail of Public Grant Awards

Federal

US Department of Defense (DOD)

DARPA Defense Sciences Office

To: David Baker, Professor \$ 4,749,643
 Department of Biochemistry

For: New Technology for Inside-Out Design of Novel Enzyme Catalysts

Eff: 8/14/2009 Classified: No

Total for DARPA Defense Sciences Office: \$ 4,749,643

US Department of Defense (DOD)

To: Denise D Walker, Research Assistant Professor \$ 3,307,540
 School of Social Work

For: Motivating Treatment Seeking and Behavior Change by Untreated
 Military Personnel Abusing Alcohol or Drugs

Eff: 9/1/2009 Classified: No

Total for US Department of Defense (DOD): \$ 3,307,540

Total for US Department of Defense (DOD): \$ 8,057,183

US Department of Energy (DOE)

US Department of Energy (DOE)

To: R. G. Robertson, Professor \$ 1,610,500
 Department of Physics

For: Experimental Nuclear Physics

Eff: 12/1/2008 Classified: No

To: David B. Kaplan, Director \$ 2,600,000
 Institute for Nuclear Theory

For: National Institute for Nuclear Theory

Eff: 3/1/2009 Classified: No

Total for US Department of Energy (DOE): \$ 4,210,500

Total for US Department of Energy (DOE): \$ 4,210,500

US Department of Health and Human Services (DHHS)

Centers for Disease Control and Prevention (CDC)

To: Grace C. John Stewart, Assoc Professor \$ 3,547,982
 Department of Medicine

For: University of Washington/Coptic Hospital Collaborative HIV-1 Care

Eff: 4/1/2009 Classified: No

Total for Centers for Disease Control and Prevention (CDC): \$ 3,547,982

National Institutes of Health (NIH)

To: Thomas J Montine, Professor \$ 1,650,167
 Department of Pathology

For: Udall Parkinson's Disease Center of Excellence (P50)

Eff: 8/1/2009 Classified: No

To: Thomas J Montine, Professor \$ 1,277,702
 Department of Pathology

For: White matter damage in age-related cognitive decline

Eff: 8/15/2009 Classified: No

To: Robert Vessella, Professor \$ 2,210,072

Detail of Public Grant Awards

Federal

US Department of Health and Human Services (DHHS)

National Institutes of Health (NIH)

Department of Urology

For:	Mechanisms and Markers of Prostate Cancer Metastases	
Eff:	8/26/2009	Classified: No
To:	Willie Swanson, Associate Professor Department of Genome Sciences	\$ 1,025,207
For:	Interdisciplinary Training in Genome Sciences	
Eff:	9/1/2009	Classified: No
To:	Trisha Nell Davis, Professor Department of Biochemistry	\$ 2,007,027
For:	Comprehensive Biology: Exploiting the Yeast Genome	
Eff:	9/1/2009	Classified: No

National Institute on Drug Abuse (NIDA)

To:	Dennis Donovan, Director Alcohol and Drug Abuse Institute	\$ 1,248,539
For:	Clinical Trials Network: Pacific Northwest Node	
Eff:	9/1/2009	Classified: No
To:	Karl Hill, Research Associate Professor School of Social Work	\$ 1,381,643
For:	Gene-Environment Interplay in the Development of Drug Abuse and Comorbid Problems	
Eff:	8/15/2009	Classified: No

Total for National Institute on Drug Abuse (NIDA): \$ 2,630,182

Total for National Institutes of Health (NIH): \$ 10,800,357

Total for US Department of Health and Human Services (DHHS): \$ 14,348,339

National Science Foundation (NSF)

National Science Foundation (NSF)

To:	Karen Goldberg, Professor Department of Chemistry	\$ 3,000,000
For:	Center for Enabling New Technologies Through Catalysis Year 3	
Eff:	8/1/2007	Classified: No
To:	Barbara M Hickey, Professor School of Oceanography	\$ 1,000,000
For:	PNWTOX-The Columbia River plume and HABs in the Pacific Northwest: bioreactor, barrier or conduit?	
Eff:	9/1/2009	Classified: No
To:	Eric A. D'Asaro, Apl-principal Oceanographer Applied Physics Laboratory	\$ 1,499,988
For:	Wave Impacts in Upper Ocean Mixing	
Eff:	9/1/2009	Classified: No
To:	James H Morison, Apl-principal Oceanographer Applied Physics Laboratory	\$ 1,050,346
For:	Collaborative Research: Sustained observations of the North Pole environment to characterize ongoing Arctic change	
Eff:	9/1/2009	Classified: No
To:	Ignatius G Rigor, Apl-mathematician 4	\$ 1,000,000

Detail of Public Grant Awards

Federal

National Science Foundation (NSF)

National Science Foundation (NSF)

Applied Physics Laboratory

For: Coordination, Data Management and Enhancement of the
International Arctic Buoy Programme

Eff: 8/15/2009 Classified: No

To: Mehmet Sarikaya, Professor \$ 1,080,000
Materials Science and Engineering

For: Genetically Engineered Materials Science & Engineering Center

Eff: 10/1/2005 Classified: No

Total for National Science Foundation (NSF): \$ 8,630,334

Total for National Science Foundation (NSF): \$ 8,630,334

Total for Federal: \$ 35,246,356

State of Washington

Washington State Life Sciences Discovery Fund Authority (LSDFA)

To: Patrick Stayton, Professor \$ 7,163,794
Bioengineering

For: Center for Intracellular Delivery of Biologics

Eff: 8/24/2009 Classified: No

**Total for Washington State Life Sciences Discovery Fund Authority
(LSDFA): \$ 7,163,794**

Total for State of Washington: \$ 7,163,794

Total Public Grants: \$ 42,410,150

Detail of Private Grant Awards

Associations and Non-Profits

Fred Hutchinson Cancer Research Center (FHCRC)

To: Janine Maenza, Clinical Assistant Professor-salaried \$ 1,979,786
Department of Medicine

For: HVTN Core Travel Budget 2009-2010

Eff: 6/1/2009

Classified: No

Total for Fred Hutchinson Cancer Research Center (FHCRC): \$ 1,979,786

Total for Associations and Non-Profits: \$ 1,979,786

Total Private Grants: \$ 1,979,786

Detail of Contract Awards

Federal

US Department of Health and Human Services (DHHS)

National Institutes of Health (NIH)

To: Jeffrey L. Probstfield, Professor \$ 3,122,344
Department of Medicine

For: ACCORD-Memory In Diabetics

Eff: 9/30/1999

Classified: No

Total for National Institutes of Health (NIH): \$ 3,122,344

Total for US Department of Health and Human Services (DHHS): \$ 3,122,344

Total for Federal: \$ 3,122,344

Total Contracts: \$ 3,122,344

Grand Total for all Awards \$ 47,512,280