

VII. STANDING COMMITTEES

B. Finance, Audit and Facilities Committee

Grant and Contract Awards Summary– September 2009

RECOMMENDED ACTION:

It is the recommendation of the administration and the Finance and Audit Committee that the Board of Regents accept the Grant and Contract Awards as presented on the attached list.

Attachments

Grant and Contract Awards Summary for September 2009
Report of Grant and Contract Awards of \$1,000,000 or More

Grant and Contract Awards Summary

to

The Board of Regents

of the

University of Washington

for

September 2009

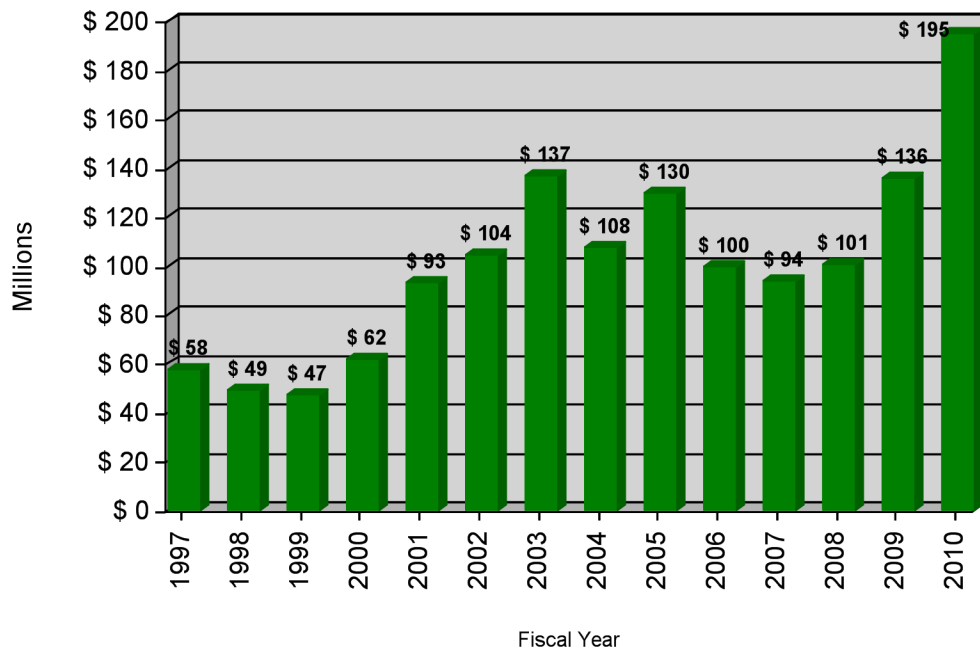
Office of Research

Office of Sponsored Programs

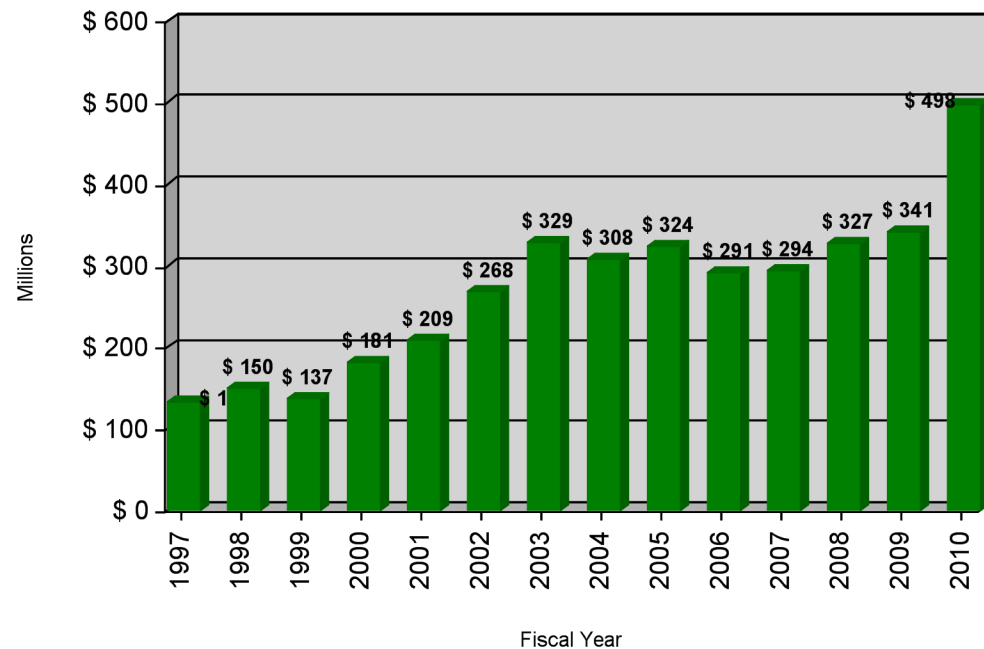
Table of Contents

Graphical Summary of Award Activity	3
Summary of Grant and Contract Awards	4
Comparison of Grants and Contract Awards by Agency	5
Comparison of Grants and Contract Awards by School/College	6
Summary of Grant Awards – Excluding Private Awards	8
Summary of Grant Awards - Private Awards	9
Summary of Contract Awards	10
Report of Grant & Contract Awards over \$1,000,000	11

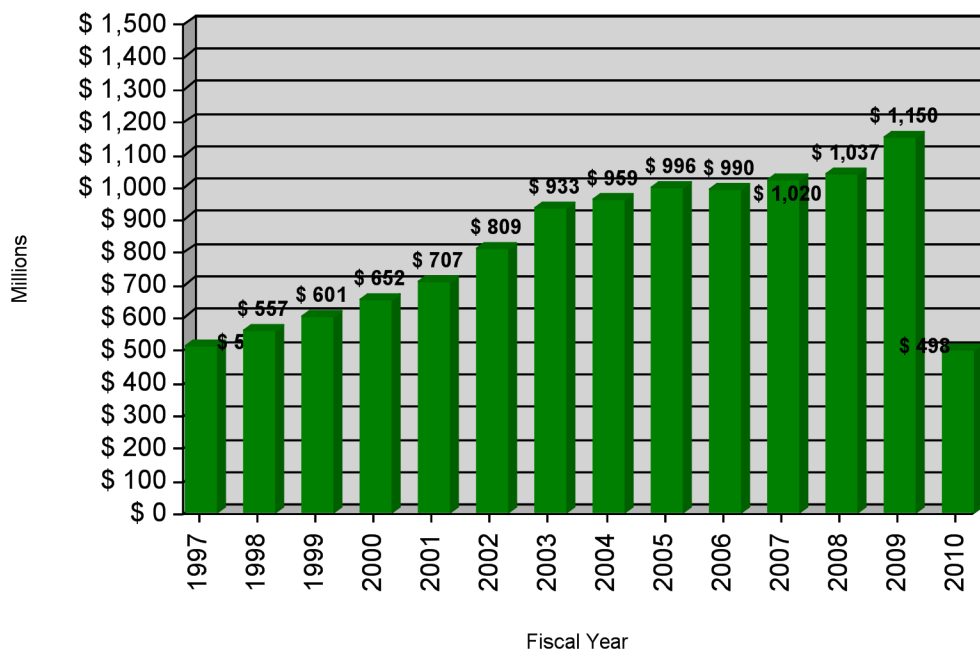
September Only
Comparison of Grant & Contract Awards



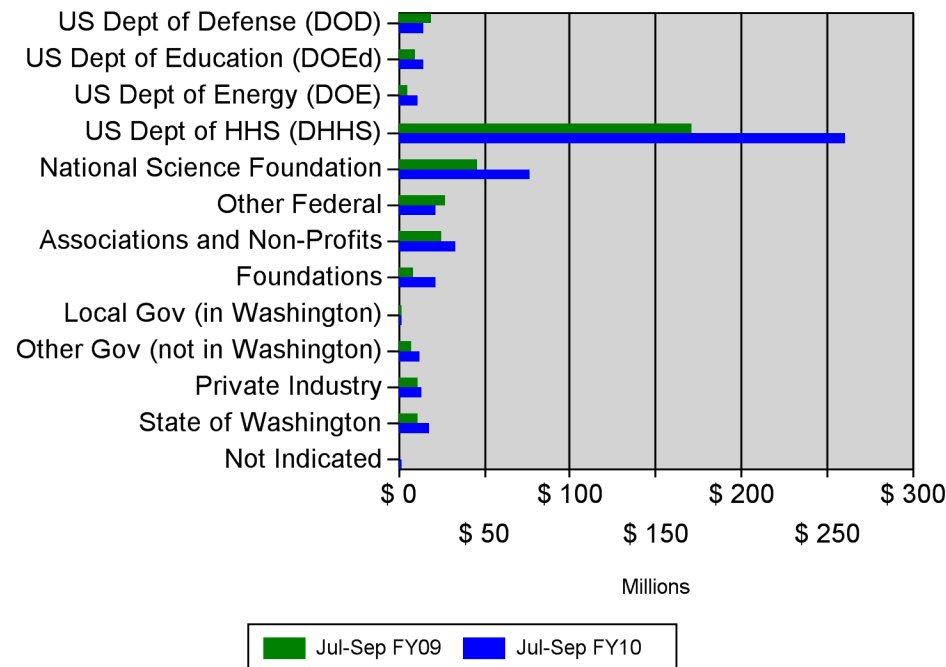
Fiscal Year to Date
Comparison of Grant & Contract Awards



Complete Fiscal Year
Comparison of Grant & Contract Awards



Fiscal Year to Date
Two-Year Comparison of Grant and Contract Awards



Summary of Grant and Contract Awards**Fiscal Year 2009-2010**

Month	RESEARCH AND OTHER		TRAINING		Total Grants and Contracts
	Federal	Non-Federal	Federal	Non-Federal	
July	\$ 92,953,080	\$ 29,204,080	\$ 15,030,890	\$ 1,904,177	\$ 139,092,200
August	\$ 125,375,900	\$ 30,935,220	\$ 5,900,316	\$ 1,531,602	\$ 163,743,100
September	\$ 126,511,000	\$ 35,953,430	\$ 32,079,670	\$ 395,123	\$ 194,939,200
<hr/>					
FY10 to Date	\$344,839,956	\$96,092,738	\$53,010,877	\$3,830,902	\$497,774,473
<hr/>					
FY09 to Date	\$250,467,904	\$58,766,827	\$27,004,000	\$5,129,658	\$341,368,390
<hr/>					
Over (Under) Previous Year	\$94,372,052	\$37,325,910	\$26,006,877	(\$1,298,756)	\$156,406,083

Assuming acceptance of all awards by the Board of Regents

Comparison of Grant and Contract Awards by Agency

Fiscal Years 2008-2009 and 2009-2010

Agency	Jul-Sep FY09	Jul-Sep FY10
US Department of Defense (DOD)	\$ 19,450,810	\$ 14,502,359
US Department of Education (DOEd)	\$ 9,409,857	\$ 14,317,700
US Department of Energy (DOE)	\$ 4,819,482	\$ 10,416,628
US Department of Health and Human Services (DHHS)	\$ 170,482,241	\$ 260,472,591
National Science Foundation (NSF)	\$ 45,582,089	\$ 76,422,908
Other Federal	\$ 27,727,425	\$ 21,718,647
Subtotal for Federal :	\$ 277,471,904	\$ 397,850,833
Associations and Non-Profits	\$ 24,729,002	\$ 33,581,873
Foundations	\$ 8,149,183	\$ 21,156,906
Local Government (in Washington)	\$ 1,988,887	\$ 1,230,881
Other Government (not in Washington)	\$ 7,156,151	\$ 12,312,417
Private Industry	\$ 10,465,522	\$ 13,584,186
State of Washington	\$ 11,407,741	\$ 18,057,378
Not Indicated	\$ 0	\$ 48,909
Subtotal for Non-Federal :	\$ 63,896,486	\$ 99,972,549
Grand Total :	\$ 341,368,390	\$ 497,823,382
Amount of Increase (Decrease) :		\$ 156,454,992
Percent of Increase (Decrease) :		45.8 %

Assuming acceptance of all awards by the Board of Regents

Comparison of Grant and Contract Awards by School/College

Fiscal Years 2008-2009 and 2009-2010

School/College	Jul-Sep FY09	Jul-Sep FY10
Upper Campus		
Architecture and Urban Planning	\$ 245,118	\$ 258,050
Arts and Sciences	\$ 37,350,200	\$ 49,258,168
College of the Environment		\$ 13,645,725
Education	\$ 3,620,029	\$ 1,610,170
Educational Outreach	\$ 39,001	
Engineering	\$ 31,097,387	\$ 39,664,465
Evans School of Public Affairs	\$ 852,855	\$ 668,805
Executive Vice President	\$ 621,238	
Forest Resources	\$ 3,496,798	\$ 1,210,792
Foster School of Business	\$ 445,000	\$ 1,293,084
Graduate School	\$ 674,303	\$ 3,576,726
Information School	\$ 3,470,221	\$ 1,464,235
Law	\$ 1,258,309	\$ 211,634
Ocean and Fishery Sciences	\$ 25,237,323	\$ 24,650,280
Office of Research	\$ 15,202,213	\$ 12,918,910
Social Work	\$ 6,399,868	\$ 9,941,665
Undergraduate Education	\$ 10,640	
VP Educational Partnerships	\$ 30,000	
VP Minority Affairs	\$ 5,660,106	\$ 4,010,618
VP Student Affairs		\$ 280,137
VP Student Life		\$ 20,715
Subtotal :	\$ 135,710,609	\$ 164,684,179
Health Sciences		
Dentistry	\$ 2,827,482	\$ 4,112,278
Medicine	\$ 149,206,212	\$ 270,056,298
Nursing	\$ 6,006,350	\$ 9,732,391
Pharmacy	\$ 4,477,620	\$ 5,740,513
Public Health	\$ 23,864,413	\$ 33,242,981
Subtotal :	\$ 186,382,077	\$ 322,884,461
Special Programs		
Alcohol and Drug Abuse Institute	\$ 1,394,716	\$ 1,579,377
CHDD Administration	\$ 2,838,617	\$ 4,245,526
Regional Primate Center	\$ 13,607,672	\$ 3,312,054
Subtotal :	\$ 17,841,005	\$ 9,136,957
Other UW Campuses		
Bothell	\$ 1,009,756	\$ 864,716
Tacoma	\$ 424,943	\$ 77,964
Subtotal :	\$ 1,434,699	\$ 942,680

School/College		Jul-Sep FY09	Jul-Sep FY10
Not Indicated	Bothell		\$ 175,105
	Subtotal :		\$ 175,105
	Grand Total :	\$ 341,368,390	\$ 497,823,382

Assuming acceptance of all awards by the Board of Regents

Summary of Grant Awards**Fiscal Year 2009-2010***Excluding private awards from Foundations, Industry, Associations and Others*

Month	RESEARCH AND OTHER		TRAINING		Total Grants
	Federal	Non-Federal	Federal	Non-Federal	
July	\$ 91,428,820	\$ 4,713,717	\$ 15,030,890	\$ 955,270	\$ 112,128,700
August	\$ 119,211,600	\$ 10,620,200	\$ 5,900,316	\$ 998,571	\$ 136,730,700
September	\$ 118,571,000	\$ 3,619,947	\$ 31,878,100	\$ 155,656	\$ 154,224,700
Year to Date	\$ 329,211,400	\$ 18,953,860	\$ 52,809,310	\$ 2,109,497	\$ 403,084,000

Assuming acceptance of all awards by the Board of Regents

Summary of Grant Awards**Fiscal Year 2009-2010***Private awards from Foundations, Industry, Associations and Others*

Month	RESEARCH AND OTHER	TRAINING	Total Grants
July	\$ 12,916,300	\$ 64,396	\$ 12,980,690
August	\$ 13,367,960	\$ 304,231	\$ 13,672,190
September	\$ 26,139,530	\$ 239,467	\$ 26,378,990
Year to Date	\$ 52,423,790	\$ 608,094	\$ 53,031,880

Assuming acceptance of all awards by the Board of Regents

Summary of Contract Awards					
Fiscal Year 2009-2010					
Month	RESEARCH AND OTHER		TRAINING		Total Contracts
	Federal	Non-Federal	Federal	Non-Federal	
July	\$ 1,524,264	\$ 11,574,070	\$ 0	\$ 884,511	\$ 13,982,840
August	\$ 6,164,344	\$ 6,947,065	\$ 0	\$ 228,800	\$ 13,340,210
September	\$ 7,939,990	\$ 6,193,956	\$ 201,565	\$ 0	\$ 14,335,510
Year to Date	\$ 15,628,600	\$ 24,715,090	\$ 201,565	\$ 1,113,311	\$ 41,658,560

Assuming acceptance of all awards by the Board of Regents

**Report of Grant and Contract Awards
of \$1,000,000 or More**

September 2009

**Requiring action of
The Board of Regents
of the
University of Washington**

**Office of Research
Office of Sponsored Programs**

Detail of Public Grant Awards

Federal

US Department of Defense (DOD)

US Department of Defense (DOD)

To: Ann E. Downer, Senior Lecturer-full Time \$ 1,805,000
Public Health and Community Medicine

For: Department of Defense HIV/AIDS Prevention, Care and Treatment
Program

Eff: 10/1/2009 Classified: No

Total for US Department of Defense (DOD): \$ 1,805,000

Total for US Department of Defense (DOD): \$ 1,805,000

US Department of Education (DOEd)

US Department of Education (DOEd)

To: Kathe F. Matrone, Clinical Assistant Professor \$ 1,105,000
Department of Rehabilitation Medicine

For: Disability Business Technical Assistance Center (DBTAC UW Yr 3)

Eff: 10/1/2009 Classified: No

To: Loueta D. Johnson, Director \$ 1,088,304
VP Minority Affairs

For: Two Valleys One Vision GEAR UP Program

Eff: 9/1/2009 Classified: No

Total for US Department of Education (DOEd): \$ 2,193,304

Total for US Department of Education (DOEd): \$ 2,193,304

US Department of Health and Human Services (DHHS)

Centers for Disease Control and Prevention (CDC)

To: Mark Oberle, Associate Dean \$ 1,270,632
Public Health Interdisciplinary Programs

For: Northwest Preparedness and Emergency Response Research
Center

Eff: 9/30/2009 Classified: No

To: King Holmes, Chair \$ 1,476,531
Global Health

For: I-TECH Safe Male Circumcision in Botswana

Eff: 9/30/2009 Classified: No

Total for Centers for Disease Control and Prevention (CDC): \$ 2,747,163

Health Resources and Services Administration (HRSA)

To: David H Spach, Professor \$ 2,305,022
Department of Medicine

For: Regional AIDS Education and Training Centers Program

Eff: 7/1/2009 Classified: No

To: King K. Holmes, Professor \$ 17,143,077
Department of Medicine

For: International AIDS Education and Training Center

Eff: 4/1/2009 Classified: No

Total for Health Resources and Services Administration (HRSA): \$ 19,448,099

National Institutes of Health (NIH)

To: Mark Wurfel, Asst Professor \$ 3,103,446

Detail of Public Grant Awards

Federal

US Department of Health and Human Services (DHHS)

National Institutes of Health (NIH)

Department of Medicine		
For: Genetic risks for ALI in ARDSnet and the iSPAAR Consortium		
Eff: 9/30/2009	Classified: No	
To: Allan E. Rettie, Professor		\$ 1,386,511
Department of Medicinal Chemistry		
For: Drug Interactions		
Eff: 8/1/2009	Classified: No	
To: David S. Siscovick, Professor		\$ 1,928,268
Department of Medicine		
For: Genome-wide Study of Sudden Cardiac Arrest Risk in the Community		
Eff: 9/15/2009	Classified: No	
To: Raymond J Monnat, Professor		\$ 1,476,952
Department of Pathology		
For: Human RecQ helicases in biology and oncology		
Eff: 7/6/2009	Classified: No	

National Heart, Lung, and Blood Institute (NHLBI)

To: Dedra S Buchwald, Professor		\$ 1,118,768
Department of Medicine		
For: Cerebrovascular Disease and Its Consequence in the Strong Heart Study Cohort		
Eff: 8/15/2009	Classified: No	
To: Deborah Nickerson, Professor		\$ 11,008,061
Department of Genome Sciences		
For: Northwest Genomics Center		
Eff: 9/30/2009	Classified: No	
Total for National Heart, Lung, and Blood Institute (NHLBI):		\$ 12,126,829

National Institute of Allergy and Infectious Diseases (NIAID)

To: Samuel Miller, Professor		\$ 1,954,928
Department of Medicine		
For: NWRCE – ARRA projects		
Eff: 9/12/2009	Classified: No	
Total for National Institute of Allergy and Infectious Diseases (NIAID):		\$ 1,954,928

Total for National Institutes of Health (NIH): \$ 21,976,934

Total for US Department of Health and Human Services (DHHS): \$ 44,172,196

National Science Foundation (NSF)

National Science Foundation (NSF)

To: William Wilcock, Professor		\$ 3,704,568
School of Oceanography		
For: R/V Thomas G. Thompson Ship Operations 2005-2009		
Eff: 3/1/2005	Classified: No	
To: Joshua Akey, Assistant Professor		\$ 1,199,677
Department of Genome Sciences		

Detail of Public Grant Awards

Federal

National Science Foundation (NSF)

National Science Foundation (NSF)

For:	Exploring Databases: STEM learning and authentic research in the high school classroom	
Eff:	9/1/2009	Classified: No
To:	Helene J. Obradovich, Director Graduate School	\$ 2,000,000
For:	2009-2010 NSF Graduate Research Fellowship	
Eff:	8/1/2009	Classified: No
To:	Larry R. Dalton, Professor Department of Chemistry	\$ 4,000,000
For:	Center on Materials and Devices for Information Technology Research	
Eff:	8/1/2002	Classified: No

Total for National Science Foundation (NSF): \$ 10,904,245

Total for National Science Foundation (NSF): \$ 10,904,245

Other Federal

National Oceanic and Atmospheric Administration (NOAA)

To:	Nathan Mantua, Assoc Professor School of Aquatic and Fishery Science	\$ 1,588,828
For:	Center for Science in the Earth System 2009-2010	
Eff:	4/2/2001	Classified: No

Total for National Oceanic and Atmospheric Administration (NOAA): \$ 1,588,828

Total for Other Federal: \$ 1,588,828

Total for Federal: \$ 60,663,573

Total Public Grants: \$ 60,663,573

Detail of Private Grant Awards

Associations and Non-Profits

American Heart Association (AHA)

To:	Alfred Hallstrom, Professor Department of Biostatistics	\$ 1,375,000
For:	Resuscitation Outcomes Consortium Registry - AHA	
Eff:	10/1/2005	Classified: No

Total for American Heart Association (AHA):	\$ 1,375,000
--	---------------------

Total for Associations and Non-Profits:	\$ 1,375,000
--	---------------------

Foundations

Bill and Melinda Gates Foundation

To:	Connie L. Celum, Professor Department of Medicine	\$ 12,852,451
For:	Tenofovir and Emtricitabine/tenofovir Chemoprophylaxis to Prevent HIV Acquisition	
Eff:	7/1/2009	Classified: No

Total for Bill and Melinda Gates Foundation:	\$ 12,852,451
---	----------------------

Total for Foundations:	\$ 12,852,451
-------------------------------	----------------------

Total Private Grants:	\$ 14,227,451
------------------------------	----------------------

Detail of Contract Awards

Federal

US Department of Health and Human Services (DHHS)

National Institutes of Health (NIH)

To: Michael J Gale, Associate Professor \$ 3,035,437
Department of Immunology

For: RIG-I-LIKE RECEPTORS AND NOVEL INNATE IMMUNE
PATHWAYS FOR ADJUVANT DISCOVERY AND DEVELOPMENT

Eff: 9/30/2009 Classified: No

National Heart, Lung, and Blood Institute (NHLBI)

To: Richard A Kronmal, Professor \$ 2,628,421
Department of Biostatistics

For: Multi-Ethnic Study of Atherosclerosis

Eff: 12/21/1998 Classified: No

Total for National Heart, Lung, and Blood Institute (NHLBI): \$ 2,628,421

Total for National Institutes of Health (NIH): \$ 5,663,858

Total for US Department of Health and Human Services (DHHS): \$ 5,663,858

Total for Federal: \$ 5,663,858

Total Contracts: \$ 5,663,858

Grand Total for all Awards \$ 80,554,882