

VII. STANDING COMMITTEES

B. Finance, Audit and Facilities Committee

**UW**

---

**Report of  
Contributions**

University of Washington  
University of Washington Foundation

March, 2009

---



UNIVERSITY OF WASHINGTON

All Areas

# REPORT OF CONTRIBUTIONS

March 2009

REPORT BY: UNIVERSITY ADVANCEMENT, ADVANCEMENT SERVICES, INFORMATION MANAGEMENT

## ANNUAL PROGRESS BY CONSTITUENCY

School	Current Month				Year to Date			
	Gifts	Grants	Total	Donors <sup>1</sup>	Gifts	Grants	Total	Donors
UW Medicine	\$1,374,675	\$5,523,797	\$6,898,472	3,084	\$25,620,382	\$75,302,737	\$100,923,119	13,555
Arts and Sciences	\$1,531,508	\$323,801	\$1,855,309	1,696	\$13,642,387	\$5,558,138	\$19,200,525	12,326
Broadcast Services	\$336,830	\$0	\$336,830	708	\$2,679,759	\$0	\$2,679,759	1,426
Built Environments	\$56,130	\$0	\$56,130	213	\$987,834	\$927,500	\$1,915,334	1,134
Business School	\$2,400,479	\$0	\$2,400,479	340	\$22,137,958	\$0	\$22,137,958	3,530
Dentistry	\$413,126	\$135,313	\$548,439	216	\$1,424,414	\$748,460	\$2,172,874	1,187
Education	\$19,612	\$49,900	\$69,512	203	\$2,020,630	\$992,694	\$3,013,324	1,272
Engineering	\$320,959	\$1,157,256	\$1,478,215	317	\$9,274,307	\$5,254,865	\$14,529,172	3,628
Environment	\$5,599	\$0	\$5,599	5	\$4,669,093	\$0	\$4,669,093	25
Evans School of Public Affairs	\$118,992	\$749,767	\$868,759	119	\$561,708	\$1,862,267	\$2,423,975	381
Forest Resources	\$58,581	\$278,097	\$336,678	176	\$609,904	\$1,439,589	\$2,049,494	837
Friday Harbor Labs	\$22,085	\$0	\$22,085	65	\$1,125,522	\$0	\$1,125,522	328
Information School	\$117,457	\$0	\$117,457	46	\$685,745	\$512,000	\$1,197,745	538
Intercollegiate Athletics	\$1,908,340	\$0	\$1,908,340	2,337	\$10,466,632	\$0	\$10,466,632	11,819
Minority Affairs	\$19,996	\$0	\$19,996	129	\$136,152	\$200,000	\$336,152	308
Law	\$32,082	\$0	\$32,082	175	\$2,225,731	\$0	\$2,225,731	1,571
Libraries	\$119,202	\$0	\$119,202	1,383	\$840,382	\$0	\$840,382	3,579
Nursing	\$120,650	\$27,610	\$148,260	122	\$1,991,794	\$771,560	\$2,763,354	1,424
Ocean and Fishery Sciences	\$6,423	\$336,714	\$343,137	85	\$1,187,867	\$8,043,564	\$9,231,431	650
Pharmacy	\$93,477	\$0	\$93,477	142	\$838,721	\$598,870	\$1,437,591	863
President's Funds	\$39,298	\$0	\$39,298	217	\$2,861,957	\$0	\$2,861,957	1,460
Public Health	\$63,806	\$100,864	\$164,670	156	\$718,333	\$10,992,436	\$11,710,769	671
Social Work	\$1,003,564	\$0	\$1,003,564	51	\$1,124,742	\$50,100	\$1,174,842	630
Student Affairs	\$60,930	\$0	\$60,930	532	\$1,194,324	\$0	\$1,194,324	2,328
Undergraduate Academic Affairs	\$8,220	\$0	\$8,220	73	\$384,591	\$20,000	\$404,591	274
University Press	\$8,050	\$0	\$8,050	22	\$153,115	\$0	\$153,115	146
UW Alumni Association	\$45,471	\$0	\$45,471	970	\$636,022	\$0	\$636,022	12,652
UW Bothell	\$7,284	\$0	\$7,284	107	\$245,929	\$1,575,000	\$1,820,929	442
UW Tacoma	\$197,339	\$0	\$197,339	145	\$1,755,737	\$23,965	\$1,779,702	567
Other University Support	\$1,342,114	\$211,745	\$1,553,859	179	\$3,630,374	\$739,791	\$4,370,165	1,840
<b>Total</b>	<b>\$11,852,279</b>	<b>\$8,894,863</b>	<b>\$20,747,142</b>	<b>13,220</b>	<b>\$115,832,046</b>	<b>\$115,613,536</b>	<b>\$231,445,583</b>	<b>70,124</b>

## MONTHLY HIGHLIGHTS

The UW received \$20.75M in total private voluntary support (\$11.85M in gifts and \$8.89M in grants) in the current month.

Areas including Built Environments, Business School, Dentistry, Education, Environment, Forest Resources, Friday Harbor Labs, Minority Affairs, Law, Public Health, Student Affairs, Undergraduate Academic Affairs and UW Bothell are ahead of last year's year-to-date totals.

<sup>1</sup> Donors are defined as those entities who have a credit amount of greater than \$0.00.

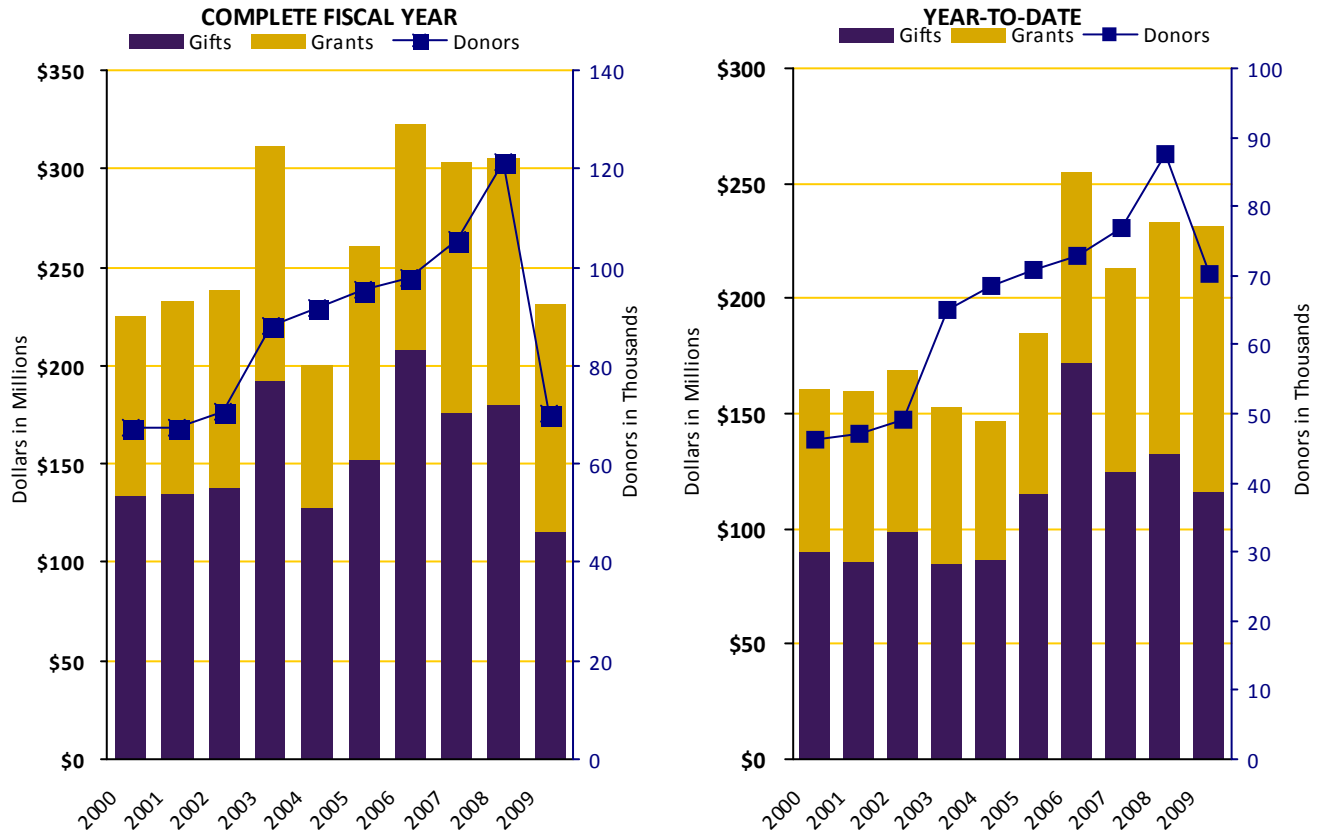
The donor total at the bottom of the chart is not a cumulative total of the rows above. The donor total is the number of unique donors who have been credited with a gift to the UW during the given time period.

**DEVELOPMENT SUMMARY BY CONSTITUENCY**

School	Current Month		Year to Date		Prior Year to Date		Prior Year Total	
	Total	Donors	Total	Donors	Total	Donors	Total	Donors
UW Medicine	\$6,898,472	3,084	\$100,923,119	13,555	\$102,919,401	15,902	\$128,084,404	18,602
Arts and Sciences	\$1,855,309	1,696	\$19,200,525	12,326	\$26,102,099	12,329	\$36,159,265	15,040
Broadcast Services	\$336,830	708	\$2,679,759	1,426	\$7,370,082	13,130	\$12,124,630	21,710
Built Environments	\$56,130	213	\$1,915,334	1,134	\$1,540,190	1,124	\$2,552,681	1,467
Business School	\$2,400,479	340	\$22,137,958	3,530	\$10,804,316	4,030	\$13,215,754	4,667
Dentistry	\$548,439	216	\$2,172,874	1,187	\$1,156,994	1,151	\$3,479,430	1,340
Education	\$69,512	203	\$3,013,324	1,272	\$2,436,558	1,291	\$2,778,307	1,637
Engineering	\$1,478,215	317	\$14,529,172	3,628	\$15,495,880	3,881	\$22,826,602	4,653
Environment	\$5,599	5	\$4,669,093	25	\$0	0	\$0	0
Evans School of Public Affairs	\$868,759	119	\$2,423,975	381	\$2,827,252	337	\$3,350,952	493
Forest Resources	\$336,678	176	\$2,049,494	837	\$1,849,519	951	\$2,552,419	1,151
Friday Harbor Labs	\$22,085	65	\$1,125,522	328	\$431,447	410	\$553,591	454
Information School	\$117,457	46	\$1,197,745	538	\$3,077,547	557	\$3,893,390	639
Intercollegiate Athletics	\$1,908,340	2,337	\$10,466,632	11,819	\$14,060,823	12,713	\$20,268,275	25,073
Minority Affairs	\$19,996	129	\$336,152	308	\$0	0	\$0	0
Law	\$32,082	175	\$2,225,731	1,571	\$2,035,218	1,775	\$2,865,343	2,166
Libraries	\$119,202	1,383	\$840,382	3,579	\$1,298,676	3,815	\$1,599,016	4,714
Nursing	\$148,260	122	\$2,763,354	1,424	\$2,770,323	1,520	\$3,155,721	1,775
Ocean and Fishery Sciences	\$343,137	85	\$9,231,431	650	\$9,969,381	715	\$12,310,301	829
Pharmacy	\$93,477	142	\$1,437,591	863	\$2,739,953	980	\$3,038,164	1,127
President's Funds	\$39,298	217	\$2,861,957	1,460	\$465,640	1,796	\$961,234	2,240
Public Health	\$164,670	156	\$11,710,769	671	\$8,404,581	642	\$9,774,188	732
Scholarships and Student Programs	\$0	0	\$0	0	\$6,214,731	5,155	\$7,075,190	6,407
Social Work	\$1,003,564	51	\$1,174,842	630	\$1,401,261	786	\$1,633,711	895
Student Affairs	\$60,930	532	\$1,194,324	2,328	\$0	0	\$0	0
Undergraduate Academic Affairs	\$8,220	73	\$404,591	274	\$0	0	\$0	0
University Press	\$8,050	22	\$153,115	146	\$323,137	275	\$414,094	293
UW Alumni Association	\$45,471	970	\$636,022	12,652	\$706,976	13,861	\$1,146,912	21,851
UW Bothell	\$7,284	107	\$1,820,929	442	\$124,174	378	\$302,577	795
UW Tacoma	\$197,339	145	\$1,779,702	567	\$2,332,145	538	\$4,420,119	967
Other University Support	\$1,553,859	179	\$4,370,165	1,840	\$4,037,057	1,600	\$4,423,387	2,518
<b>Total<sup>1</sup></b>	<b>\$20,747,142</b>	<b>13,220</b>	<b>\$231,445,583</b>	<b>70,124</b>	<b>\$232,895,363</b>	<b>87,433</b>	<b>\$304,959,657</b>	<b>121,447</b>

<sup>1</sup> The donor total at the bottom of the chart is not a cumulative total of the rows above. The donor total is the number of unique donors who have been credited with a gift to the UW during the given time period.

## FISCAL YEAR COMPARISON OF TOTAL CONTRIBUTIONS



Fiscal Year	Complete Fiscal Year				Year to Date			
	Gifts	Grants	Total	Donors	Gifts	Grants	Total	Donors
2008-2009	\$115,832,046	\$115,613,536	\$231,445,583	70,124	\$115,832,046	\$115,613,536	\$231,445,583	70,124
2007-2008	\$180,735,444	\$124,224,214	\$304,959,657	121,447	\$132,985,022	\$99,910,341	\$232,895,363	87,433
2006-2007	\$176,490,215	\$126,399,369	\$302,889,584	105,353	\$124,552,021	\$89,059,944	\$213,611,965	76,956
2005-2006	\$207,744,231	\$115,261,186	\$323,005,417	97,876	\$172,770,589	\$81,941,825	\$254,712,414	72,765
2004-2005	\$151,969,925	\$108,802,371	\$260,772,296	95,227	\$115,356,793	\$69,335,008	\$184,691,801	70,733
2003-2004	\$128,174,367	\$71,603,323	\$199,777,690	91,903	\$86,890,630	\$59,858,287	\$146,748,917	68,371
2002-2003	\$192,573,183	\$118,677,722	\$311,250,905	88,259	\$84,999,647	\$67,468,488	\$152,468,135	65,044
2001-2002	\$137,959,340	\$100,820,547	\$238,779,887	70,560	\$99,211,901	\$69,607,925	\$168,819,827	49,087
2000-2001	\$134,797,642	\$97,112,979	\$231,910,621	67,307	\$85,857,205	\$73,924,836	\$159,782,041	47,050
1999-2000	\$134,037,997	\$91,536,165	\$225,574,162	67,351	\$90,582,099	\$70,243,285	\$160,825,384	46,261

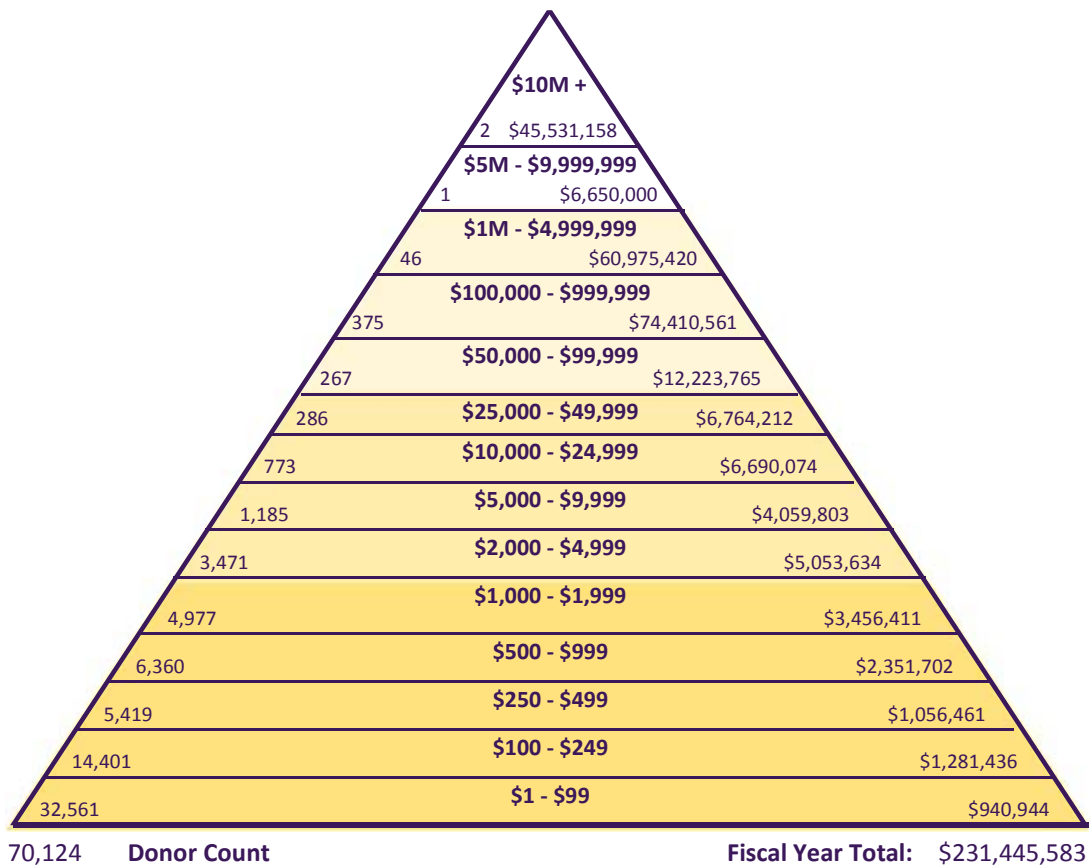
## ANNUAL FUNDING THEME PROGRESS

Theme	Year to Date		
	Current Use	Endowment	Total
Student Support	\$5,624,738	\$14,435,480	\$20,060,219
Faculty Support	\$4,279,979	\$12,103,081	\$16,383,061
Program Support for Faculty and Students	\$140,302,193	\$15,179,613	\$155,481,807
Capital	\$16,549,802	\$810	\$16,550,612
Excellence Funds	\$20,456,421	\$2,513,464	\$22,969,885
<b>Total</b>	<b>\$187,213,134</b>	<b>\$44,232,449</b>	<b>\$231,445,583</b>

## DEVELOPMENT ACTIVITY BY DONOR TYPE

Donor Type	Year to Date		Prior Year to Date		Prior Fiscal Year	
	Donors	Total	Donors	Total	Donors	Total
Alumni	37,118	\$28,958,434	41,702	\$46,116,451	55,089	\$57,128,097
Corporations	2,157	\$40,214,752	2,424	\$47,252,787	3,255	\$61,590,177
Family Foundations	146	\$10,703,802	151	\$10,278,106	172	\$13,349,493
Foundations	344	\$65,430,718	354	\$61,047,032	431	\$75,371,489
Non-Alumni	29,879	\$35,859,750	42,466	\$26,042,292	61,914	\$40,209,765
Organizations	480	\$50,278,128	454	\$42,158,695	586	\$57,285,487
<b>Total</b>	<b>70,124</b>	<b>\$231,445,583</b>	<b>87,551</b>	<b>\$232,895,363</b>	<b>121,447</b>	<b>\$304,934,507</b>

## DEVELOPMENT ACTIVITY PYRAMID



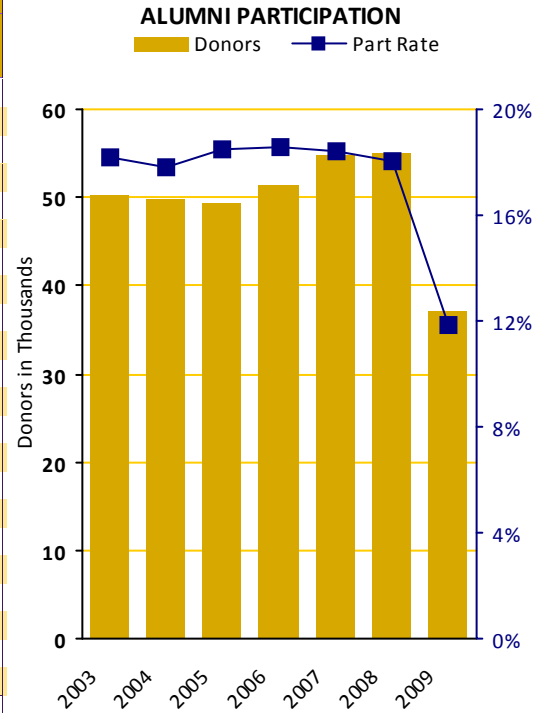
**ANNUAL PROGRESS BY GIVING LEVEL**

Giving Level	Alumni	Non Alumni	Family Fndns.	Corporations	Foundations	Other Orgs.	Total
\$10M +	\$0	\$0	\$0	\$0	\$30,677,248	\$14,853,910	\$45,531,158
\$5M - \$9,999,999	\$0	\$6,650,000	\$0	\$0	\$0	\$0	\$6,650,000
\$1M - \$4,999,999	\$6,399,420	\$10,471,552	\$5,410,043	\$11,057,495	\$12,856,812	\$14,780,098	\$60,975,420
\$100,000 - \$999,999	\$9,200,965	\$9,268,633	\$3,877,710	\$18,351,697	\$17,319,449	\$16,392,106	\$74,410,561
\$50,000 - \$99,999	\$1,376,035	\$1,215,663	\$424,461	\$4,268,265	\$2,723,072	\$2,216,269	\$12,223,765
\$25,000 - \$49,999	\$1,047,768	\$1,095,104	\$442,475	\$2,358,371	\$926,918	\$893,577	\$6,764,212
\$10,000 - \$24,999	\$1,821,443	\$1,239,078	\$363,426	\$1,943,260	\$627,030	\$695,837	\$6,690,074
\$5,000 - \$9,999	\$1,611,402	\$1,007,157	\$102,804	\$976,445	\$145,520	\$216,475	\$4,059,803
\$2,000 - \$4,999	\$2,464,747	\$1,619,132	\$56,850	\$673,021	\$92,874	\$147,010	\$5,053,634
\$1,000 - \$1,999	\$1,722,268	\$1,287,744	\$22,932	\$335,243	\$41,368	\$46,856	\$3,456,411
\$500 - \$999	\$1,294,201	\$863,889	\$2,550	\$159,599	\$11,141	\$20,321	\$2,351,702
\$250 - \$499	\$616,491	\$386,087	\$250	\$41,423	\$3,937	\$8,272	\$1,056,461
\$100 - \$249	\$787,625	\$444,365	\$300	\$38,343	\$4,730	\$6,072	\$1,281,436
\$1 - \$99	\$616,067	\$311,346	\$0	\$11,589	\$619	\$1,324	\$940,944
<b>Total</b>	<b>\$28,958,434</b>	<b>\$35,859,750</b>	<b>\$10,703,802</b>	<b>\$40,214,752</b>	<b>\$65,430,718</b>	<b>\$50,278,128</b>	<b>\$231,445,583</b>

Giving Level	Alumni	Non Alumni	Family Fndns.	Corporations	Foundations	Other Orgs.	Total
\$10M +	0	0	0	0	1	1	2
\$5M - \$9,999,999	0	1	0	0	0	0	1
\$1M - \$4,999,999	8	13	3	8	6	8	46
\$100,000 - \$999,999	69	95	24	82	56	49	375
\$50,000 - \$99,999	52	71	8	62	40	34	267
\$25,000 - \$49,999	56	87	15	72	30	26	286
\$10,000 - \$24,999	228	293	25	136	45	46	773
\$5,000 - \$9,999	481	454	21	170	22	37	1,185
\$2,000 - \$4,999	1,564	1,530	20	270	32	55	3,471
\$1,000 - \$1,999	2,253	2,339	21	293	33	38	4,977
\$500 - \$999	3,105	2,912	4	285	19	35	6,360
\$250 - \$499	2,748	2,481	1	149	13	27	5,419
\$100 - \$249	7,715	6,289	4	310	31	52	14,401
\$1 - \$99	18,839	13,314	0	320	16	72	32,561
<b>Total</b>	<b>37,118</b>	<b>29,879</b>	<b>146</b>	<b>2,157</b>	<b>344</b>	<b>480</b>	<b>70,124</b>

**ALUMNI PARTICIPATION BY CONSTITUENCY (CURRENT FISCAL YEAR)**

Area	Solicitable	To UW		To Unit	
		Year to Date	Part Rate	Year to Date	Part Rate
UW Medicine	19,109	2,720	14.23%	1,917	10.03%
Arts and Sciences	145,069	15,387	10.61%	5,811	4.01%
Business School	37,913	5,476	14.44%	2,001	5.28%
Built Environments	8,096	1,074	13.27%	567	7.00%
Dentistry	4,501	944	20.97%	558	12.40%
Education	18,944	2,631	13.89%	591	3.12%
Engineering	32,856	3,755	11.43%	1,996	6.07%
Evans School of Public Affairs	2,394	383	16.00%	184	7.69%
Forest Resources	4,601	521	11.32%	313	6.80%
Interdisc. Grad. Programs	1,719	196	11.40%		
Interdisc. Undergrad. Programs	247	18	7.29%		
Interscholar Programs	493	51	10.34%		
Information School	4,516	720	15.94%	357	7.91%
Law	7,755	1,392	17.95%	911	11.75%
School of Nursing	8,661	1,427	16.48%	904	10.44%
Ocean & Fisheries	4,038	529	13.10%	338	8.37%
Pharmacy	3,529	721	20.43%	569	16.12%
Public Health	4,465	625	14.00%	278	6.23%
Social Work	6,428	754	11.73%	412	6.41%
UW Bothell	6,635	566	8.53%	291	4.39%
UW Tacoma	7,685	512	6.66%	329	4.28%
Unspecified	11,813	1,592	13.48%		
<b>ALL UW TOTAL</b>	<b>314,219</b>	<b>37,118</b>	<b>11.81%</b>		

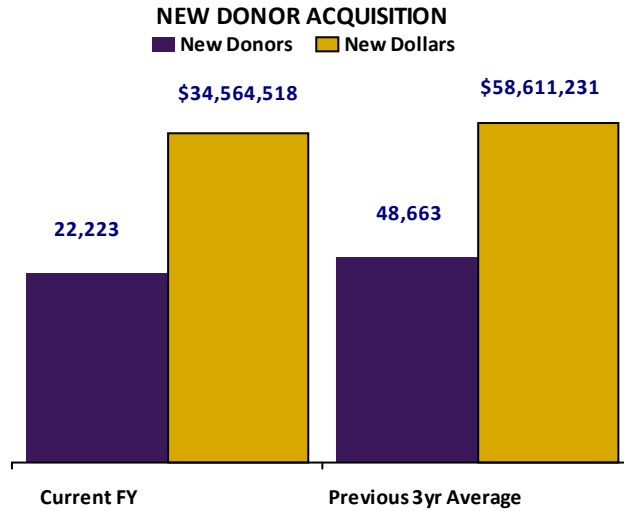


**ALUMNI PARTICIPATION BY CONSTITUENCY (PREVIOUS FISCAL YEAR)**

Area	Solicitable	To UW				To Unit			
		Year to Date		FY Total		Year to Date		FY Total	
		Donors	Part Rate	Donors	Part Rate	Donors	Part Rate	Donors	PFY Final
UW Medicine	18,010	2,924	16.24%	3,822	21.22%	1,882	10.45%	2,243	12.45%
Arts and Sciences	141,595	16,618	11.74%	23,047	16.28%	5,150	3.64%	5,948	4.20%
Business School	37,430	6,058	16.18%	8,231	21.99%	2,227	5.95%	2,559	6.84%
Built Environments	7,965	1,136	14.26%	1,563	19.62%	510	6.40%	617	7.75%
Dentistry	4,579	984	21.49%	1,215	26.53%	537	11.73%	627	13.69%
Education	18,902	2,922	15.46%	3,870	20.47%	506	2.68%	589	3.12%
Engineering	32,393	4,163	12.85%	5,569	17.19%	1,948	6.01%	2,310	7.13%
Evans School of Public Affairs	2,329	426	18.29%	619	26.58%	149	6.40%	190	8.16%
Forest Resources	4,603	577	12.54%	801	17.40%	273	5.93%	324	7.04%
Interdisc. Grad. Programs	1,622	207	12.76%	293	18.06%				
Interdisc. Undergrad. Programs	225	7	3.11%	22	9.78%				
Interscholar Programs	453	39	8.61%	70	15.45%				
Information School	4,370	798	18.26%	1,004	22.97%	363	8.31%	405	9.27%
Law	7,780	1,558	20.03%	1,942	24.96%	960	12.34%	1,086	13.96%
School of Nursing	8,598	1,558	18.12%	1,980	23.03%	878	10.21%	1,018	11.84%
Ocean & Fisheries	3,911	574	14.68%	788	20.15%	291	7.44%	331	8.46%
Pharmacy	3,426	783	22.85%	997	29.10%	565	16.49%	648	18.91%
Public Health	4,318	613	14.20%	793	18.36%	246	5.70%	276	6.39%
Social Work	6,404	833	13.01%	1,105	17.25%	429	6.70%	496	7.75%
UW Bothell	6,084	510	8.38%	873	14.35%	168	2.76%	224	3.68%
UW Tacoma	7,003	487	6.95%	927	13.24%	200	2.86%	313	4.47%
Unspecified	10,866	1,808	16.64%	2,433	22.39%				
<b>ALL UW TOTAL</b>	<b>305,971</b>	<b>40,327</b>	<b>13.18%</b>	<b>55,089</b>	<b>18.00%</b>				



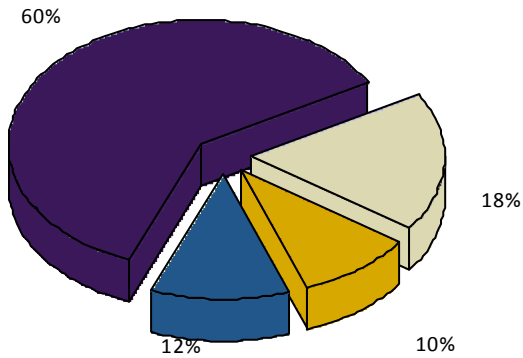
## KEY PERFORMANCE INDICATORS



	New Donors	New Dollars
Current FY	22,223	\$34,564,518
Previous 3yr Average	48,663	\$58,611,231

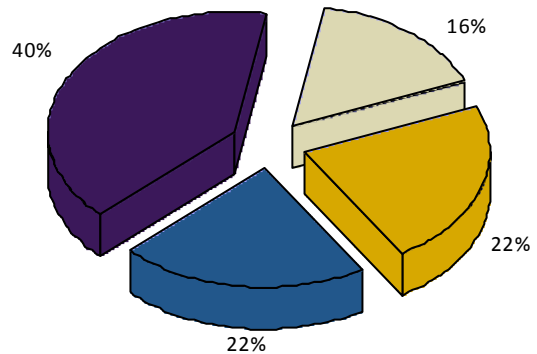
### DONOR RETENTION (CURRENT FY)

- Returning Donor - Decreased Giving
- Returning Donor - Increased Giving
- Returning Donor - Same Giving
- Yet to Return as Donor



### DONOR RETENTION (PREVIOUS 3YR AVG)

- Returning Donor - Decreased Giving
- Returning Donor - Increased Giving
- Returning Donor - Same Giving
- Yet to Return as Donor



	Donors	Dollars		Donors	Dollars
Returning Donor - Decreased Giving	22,052	\$63,520,135	Returning Donor - Decreased Giving	16,124	\$65,278,811
Returning Donor - Increased Giving	11,562	\$126,649,928	Returning Donor - Increased Giving	22,023	\$178,192,234
Returning Donor - Same Giving	14,287	\$6,711,002	Returning Donor - Same Giving	21,414	\$8,169,227
Yet to Return as Donor	73,545		Yet to Return as Donor	39,919	

Donor counts may vary slightly due to donor crediting preferences.  
 Three-year averages are based on fiscal year totals and do not reflect year-to-date status.

## STATE OF THE DATABASE

School	Alumni	Friends	Total	Mailable	Mail %	Phonable	Phone %	Emailable	Email %	Emp Info	Emp %
UW Medicine	22,612	36,518	59,130	54,834	92.73%	32,244	54.53%	12,400	20.97%	17,727	29.98%
Arts and Sciences	177,538	18,388	195,926	165,208	84.32%	75,713	38.64%	42,179	21.53%	52,740	26.92%
Broadcast Services	0	37,979	37,979	37,412	98.51%	13,970	36.78%	4,644	12.23%	6,800	17.90%
Built Environments	9,441	1,682	11,123	9,897	88.98%	5,209	46.83%	2,557	22.99%	4,301	38.67%
Business School	46,162	3,787	49,949	42,209	84.50%	21,478	43.00%	13,478	26.98%	21,084	42.21%
Dentistry	5,059	1,536	6,595	6,131	92.96%	3,949	59.88%	1,715	26.00%	2,002	30.36%
Education	25,348	2,336	27,684	21,305	76.96%	11,373	41.08%	3,793	13.70%	8,024	28.98%
Engineering	40,798	3,971	44,769	37,058	82.78%	18,594	41.53%	9,879	22.07%	17,013	38.00%
Environment	0	33	33	33	100.00%	25	75.76%	18	54.55%	14	42.42%
Evans School of Public Affairs	2,704	583	3,287	3,077	93.61%	1,841	56.01%	1,453	44.20%	1,811	55.10%
Forest Resources	5,633	1,631	7,264	6,219	85.61%	3,525	48.53%	1,563	21.52%	2,699	37.16%
Graduate School	1,945	1,245	3,190	3,025	94.83%	2,022	63.39%	1,416	44.39%	1,516	47.52%
Information School	5,676	398	6,074	5,043	83.03%	3,166	52.12%	1,512	24.89%	2,487	40.95%
Intercollegiate Athletics	0	8,732	8,732	8,587	98.34%	6,816	78.06%	3,696	42.33%	3,574	40.93%
Law	8,786	1,672	10,458	9,605	91.84%	5,156	49.30%	4,068	38.90%	4,721	45.14%
Libraries	0	11,431	11,431	11,294	98.80%	9,697	84.83%	1,894	16.57%	2,100	18.37%
Nursing	10,738	1,420	12,158	10,088	82.97%	5,673	46.66%	2,546	20.94%	4,762	39.17%
Ocean and Fishery Sciences	4,911	822	5,733	4,882	85.16%	2,553	44.53%	1,271	22.17%	2,276	39.70%
Pharmacy	4,167	796	4,963	4,324	87.12%	2,488	50.13%	1,282	25.83%	2,238	45.09%
President's Funds	0	4,075	4,075	4,009	98.38%	3,235	79.39%	1,354	33.23%	2,197	53.91%
Public Health	5,099	829	5,928	5,425	91.51%	3,021	50.96%	2,263	38.17%	2,777	46.85%
Scholarships and Student Progra	0	883	883	869	98.41%	668	75.65%	429	48.58%	499	56.51%
Social Work	7,774	835	8,609	7,375	85.67%	3,524	40.93%	1,638	19.03%	2,951	34.28%
Student Affairs	0	9,401	9,401	9,267	98.57%	7,336	78.03%	3,309	35.20%	4,276	45.48%
Undergraduate Academic Affairs	0	1,003	1,003	979	97.61%	750	74.78%	435	43.37%	412	41.08%
University Press	0	811	811	777	95.81%	556	68.56%	258	31.81%	298	36.74%
UW Alumni Association	0	40,856	40,856	40,120	98.20%	26,449	64.74%	17,167	42.02%	16,739	40.97%
UW Bothell	7,381	865	8,246	7,752	94.01%	3,929	47.65%	2,584	31.34%	1,456	17.66%
UW Tacoma	8,466	884	9,350	8,780	93.90%	4,471	47.82%	2,493	26.66%	1,373	14.68%
Other University Support	849	7,619	8,468	8,149	96.23%	6,139	72.50%	3,565	42.10%	2,081	24.57%
Unspecified School	16,800	0	16,800	11,796	70.21%	6,569	39.10%	1,868	11.12%	3,760	22.38%
No Degree\Gift Affiliation	0	263,703	263,703	240,353	91.15%	150,404	57.04%	31,054	11.78%	47,388	17.97%
<b>Total</b>	<b>386,354</b>	<b>373,204</b>	<b>759,558</b>	<b>666,621</b>	<b>87.76%</b>	<b>360,915</b>	<b>47.52%</b>	<b>129,056</b>	<b>16.99%</b>	<b>184,944</b>	<b>24.35%</b>

## Database Trends

