

VII. STANDING COMMITTEES

B. Finance, Audit and Facilities Committee

Grant and Contract Awards Summary – March, 2009

RECOMMENDED ACTION:

It is the recommendation of the administration and the Finance and Audit Committee that the Board of Regents accept the Grant and Contract Awards as presented on the attached list.

Attachment: Grant and Contract Awards Summary
Report of Grant and Contract Awards of
\$1,000,000 or More

Grant and Contract Awards Summary

to

The Board of Regents

of the

University of Washington

for

March 2009

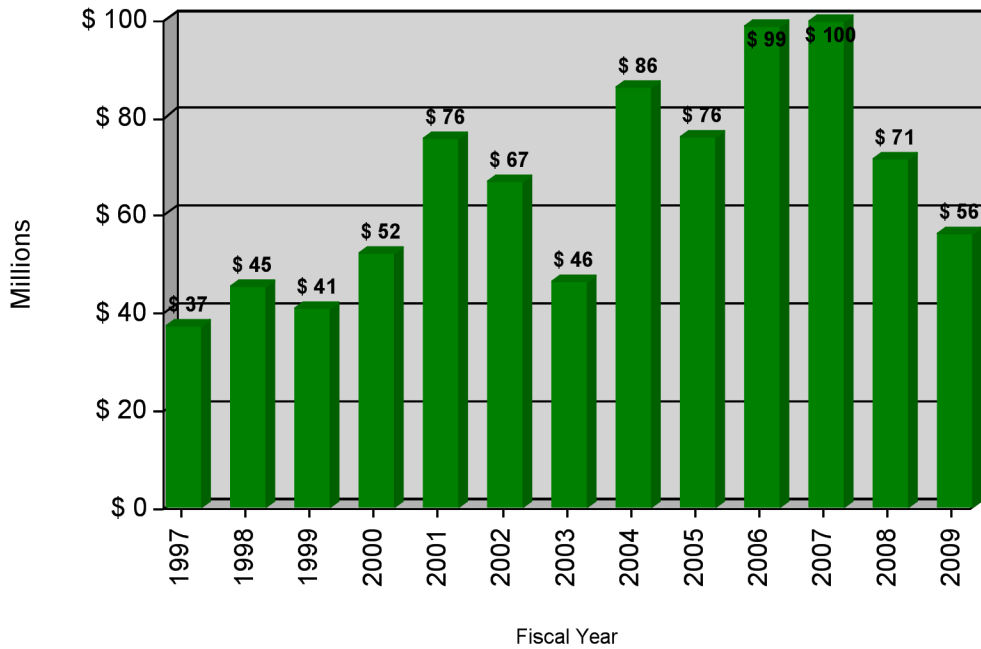
Office of Research

Office of Sponsored Programs

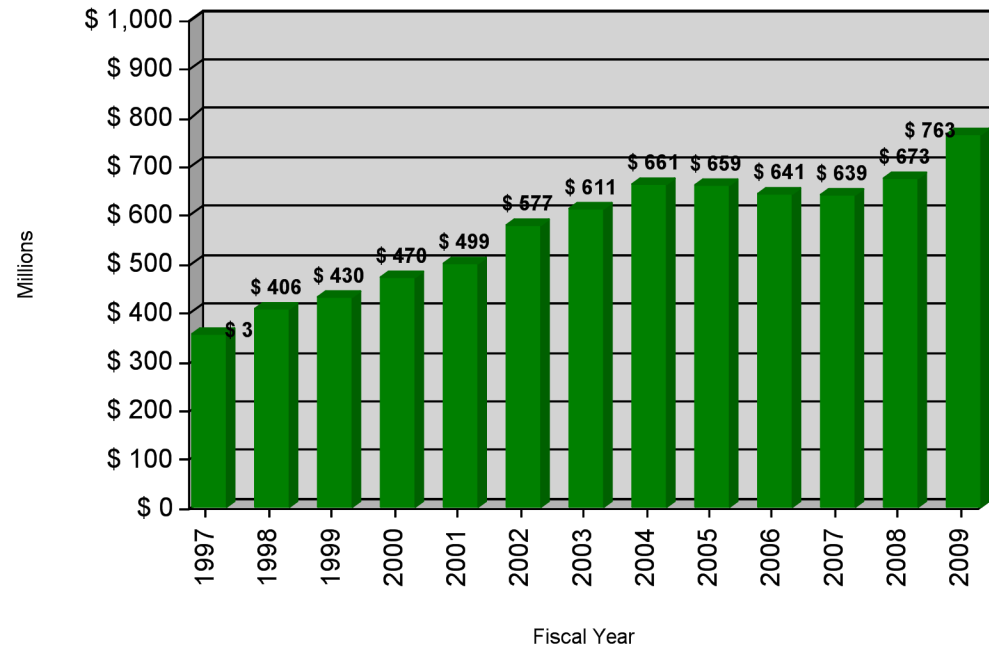
Table of Contents

Graphical Summary of Award Activity	3
Summary of Grant and Contract Awards	4
Comparison of Grants and Contract Awards by Agency	5
Comparison of Grants and Contract Awards by School/College	6
Listing of Awards for College of Arts and Sciences by Department	8
Summary of Grant Awards – Excluding Private Awards	10
Summary of Grant Awards - Private Awards	11
Summary of Contract Awards	12
Report of Grant & Contract Awards over \$1,000,000	13

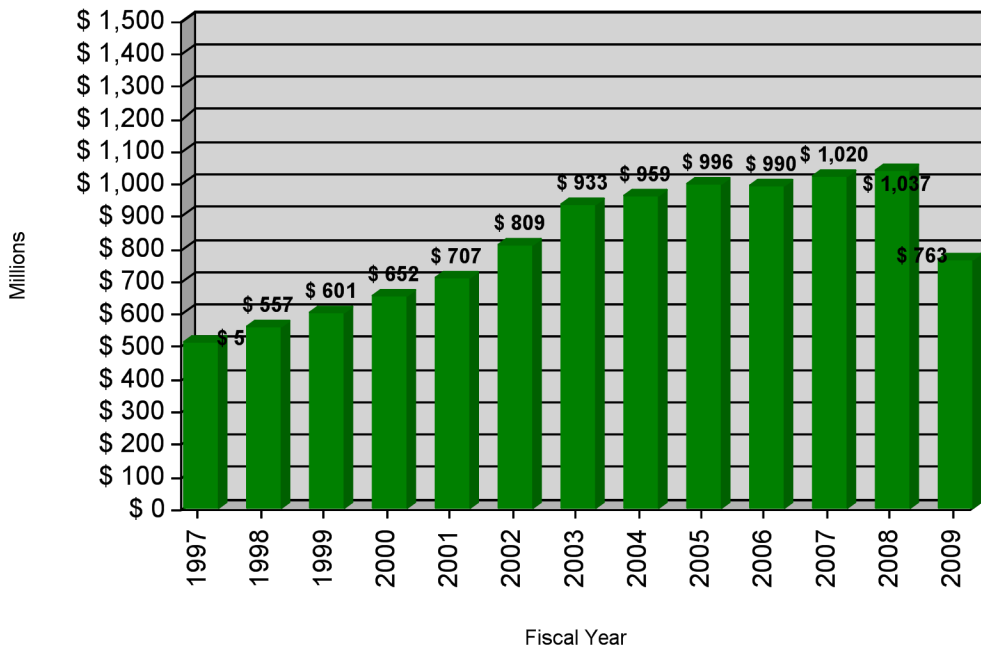
March Only
Comparison of Grant & Contract Awards



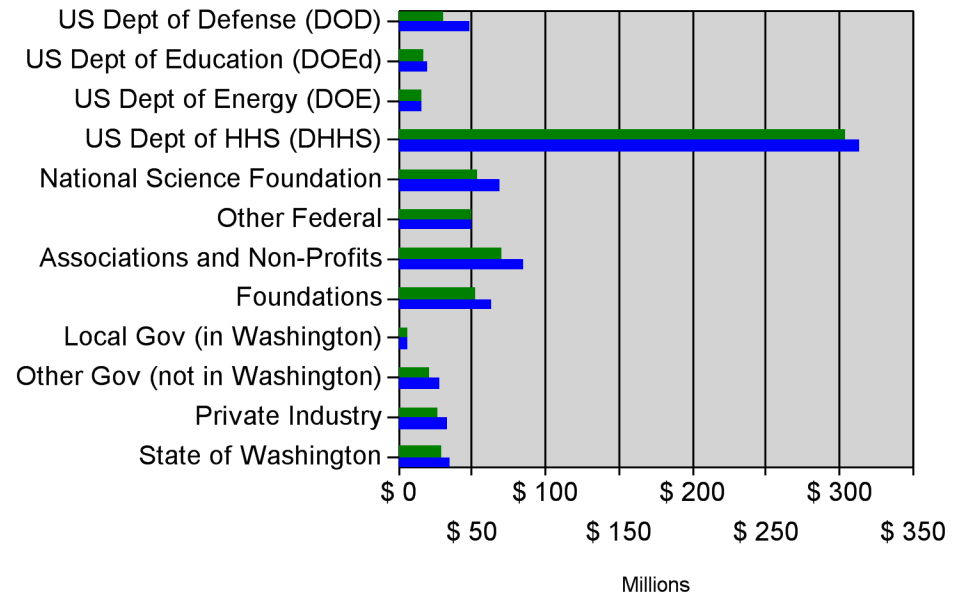
Fiscal Year to Date
Comparison of Grant & Contract Awards



Complete Fiscal Year
Comparison of Grant & Contract Awards



Fiscal Year to Date
Two-Year Comparison of Grant and Contract Awards



Legend: Jul-Mar FY08 (Green), Jul-Mar FY09 (Blue)

Summary of Grant and Contract AwardsFiscal Year 2008-2009

Month	RESEARCH AND OTHER		TRAINING		Total Grants and Contracts
	Federal	Non-Federal	Federal	Non-Federal	
July	\$ 86,111,310	\$ 16,220,680	\$ 9,776,757	\$ 3,001,990	\$ 115,110,700
August	\$ 59,011,790	\$ 22,463,880	\$ 7,944,685	\$ 1,036,159	\$ 90,456,520
September	\$ 105,344,800	\$ 20,093,510	\$ 9,282,558	\$ 1,091,509	\$ 135,812,400
October	\$ 63,252,340	\$ 52,224,910	\$ 6,130,011	\$ 2,279,804	\$ 123,887,100
November	\$ 22,820,940	\$ 33,654,000	\$ 1,145,695	\$ 2,762,181	\$ 60,382,820
December	\$ 34,707,560	\$ 22,962,860	\$ 102,730	\$ 979,880	\$ 58,753,020
January	\$ 30,733,770	\$ 31,658,590	\$ 1,314,516	\$ 909,721	\$ 64,616,590
February	\$ 38,494,480	\$ 16,934,460	\$ 1,170,230	\$ 1,320,559	\$ 57,919,730
March	\$ 34,910,240	\$ 17,850,330	\$ 3,185,760	\$ 102,937	\$ 56,049,260
FY09 to Date	\$475,387,221	\$234,063,226	\$40,052,942	\$13,484,740	\$762,988,130
FY08 to Date	\$431,494,856	\$184,123,993	\$38,172,342	\$19,339,385	\$673,130,576
Over (Under) Previous Year	\$43,892,366	\$49,939,234	\$1,880,600	(\$5,854,645)	\$89,857,554

Assuming acceptance of all awards by the Board of Regents

Comparison of Grant and Contract Awards by Agency

Fiscal Years 2007-2008 and 2008-2009

Agency	Jul-Mar FY08	Jul-Mar FY09
US Department of Defense (DOD)	\$ 30,125,982	\$ 48,481,173
US Department of Education (DOEd)	\$ 16,459,371	\$ 19,418,108
US Department of Energy (DOE)	\$ 15,175,749	\$ 15,412,042
US Department of Health and Human Services (DHHS)	\$ 303,752,892	\$ 313,334,506
National Science Foundation (NSF)	\$ 54,148,311	\$ 68,842,742
Other Federal	\$ 50,004,893	\$ 49,951,592
Subtotal for Federal :	\$ 469,667,198	\$ 515,440,163
Associations and Non-Profits	\$ 70,145,072	\$ 84,850,164
Foundations	\$ 51,744,511	\$ 62,495,798
Local Government (in Washington)	\$ 5,485,172	\$ 5,702,103
Other Government (not in Washington)	\$ 20,606,990	\$ 27,108,560
Private Industry	\$ 26,864,564	\$ 33,163,366
State of Washington	\$ 28,617,069	\$ 34,227,975
Subtotal for Non-Federal :	\$ 203,463,378	\$ 247,547,967
Grand Total :	\$ 673,130,576	\$ 762,988,130
Amount of Increase (Decrease) :		\$ 89,857,554
Percent of Increase (Decrease) :		13.3 %

Assuming acceptance of all awards by the Board of Regents

Comparison of Grant and Contract Awards by School/College

Fiscal Years 2007-2008 and 2008-2009

School/College	Jul-Mar FY08	Jul-Mar FY09
Upper Campus		
Architecture and Urban Planning	\$ 884,190	\$ 1,851,265
Arts and Sciences	\$ 66,812,580	\$ 71,492,849
Business Administration	\$ 740,458	\$ 770,000
College of the Environment		\$ 24,000
Director of Libraries	\$ 116,500	\$ 6,860,485
Education	\$ 2,951,845	\$ 9,152,873
Educational Outreach	\$ 287,668	\$ 96,400
Engineering	\$ 56,313,451	\$ 64,824,739
Evans School of Public Affairs	\$ 2,908,560	\$ 3,412,452
Executive Vice President	\$ 208,000	\$ 621,238
Forest Resources	\$ 4,576,576	\$ 7,121,945
Graduate School	\$ 1,058,653	\$ 4,648,599
Information School	\$ 5,329,239	\$ 5,083,363
Law	\$ 384,734	\$ 2,684,658
Ocean and Fishery Sciences	\$ 64,415,339	\$ 67,668,671
Office of Research	\$ 18,019,265	\$ 16,624,745
Provost	\$ 200,000	\$ 112,947
Social Work	\$ 9,635,700	\$ 10,660,539
Undergraduate Education	\$ 363,372	\$ 272,265
VP Educational Partnerships	\$ 43,745	\$ 30,000
VP Minority Affairs	\$ 7,034,709	\$ 6,612,603
Subtotal :	\$ 242,284,584	\$ 280,626,635
Health Sciences		
Dentistry	\$ 6,393,357	\$ 6,965,258
Medicine	\$ 325,727,751	\$ 374,499,119
Nursing	\$ 10,776,170	\$ 8,564,851
Pharmacy	\$ 6,362,438	\$ 7,471,375
Public Health and Community Medicine	\$ 51,987,703	\$ 52,047,382
Subtotal :	\$ 401,247,419	\$ 449,547,984
Special Programs		
Alcohol and Drug Abuse Institute	\$ 3,413,057	\$ 2,650,106
CHDD Administration	\$ 7,571,760	\$ 5,061,478
Regional Primate Center	\$ 16,722,351	\$ 20,041,037
Subtotal :	\$ 27,707,168	\$ 27,752,621
Other UW Campuses		
Bothell	\$ 1,301,517	\$ 4,550,131
Tacoma	\$ 322,285	\$ 510,758
Subtotal :	\$ 1,623,802	\$ 5,060,889

School/College	Jul-Mar FY08	Jul-Mar FY09
Not Indicated Not Indicated	\$ 267,603	
Subtotal :	\$ 267,603	
Grand Total :	\$ 673,130,576	\$ 762,988,130

Assuming acceptance of all awards by the Board of Regents

List of Awards for Arts and Sciences

Fiscal Years 2007-2008 and 2008-2009

Department	Jul-Mar FY08	Jul-Mar FY09
Center for Humanities	\$0	\$ 625,000
Center for Statistics and the Social Sciences	\$ 736,119	\$ 96,213
Center for Studies in Demography and Ecology	\$ 1,907,361	\$ 1,836,263
Dance Program	\$0	\$ 10,000
Department of Anthropology	\$ 249,016	\$ 353,001
Department of Applied Mathematics	\$ 477,419	\$ 729,206
Department of Asian Languages and Literature	\$0	\$ 100,000
Department of Astronomy	\$ 4,255,124	\$ 7,175,681
Department of Atmospheric Sciences	\$ 3,212,748	\$ 4,343,031
Department of Biology	\$ 4,982,103	\$ 6,694,662
Department of Chemistry	\$ 17,891,190	\$ 17,726,420
Department of Classics	\$0	\$ 2,000
Department of Communication	\$ 1,395,680	\$ 794,365
Department of Earth and Space Sciences	\$ 4,425,840	\$ 6,554,692
Department of Economics	\$ 6,575	\$ 63,560
Department of English	\$ 77,573	\$ 56,000
Department of Geography	\$ 336,787	\$ 213,400
Department of Germanics	\$ 98,000	\$ 8,000
Department of History	\$0	\$ 453,000
Department of Linguistics	\$ 255,603	\$ 169,499
Department of Mathematics	\$ 2,492,653	\$ 1,061,277
Department of Physics	\$ 8,999,851	\$ 4,740,218
Department of Political Science	\$ 1,507,855	\$ 401,390
Department of Psychology	\$ 7,440,711	\$ 5,550,809
Department of Romance Languages	\$0	\$ 8,290
Department of Sociology	\$ 10,350	\$ 15,000
Department of Speech and Hearing Sciences	\$ 1,572,028	\$ 2,129,026
Department of Statistics	\$ 765,171	\$ 616,432
Department of Women Studies	\$ 55,000	\$0
Gaining Early Awareness and Readiness for Undergraduate Programs	\$ 790,660	\$ 750,000
Henry M. Jackson School of International Studies	\$ 1,773,325	\$ 2,977,390
Institute for Nuclear Theory	\$ 111,000	\$ 722,200
Language Learning Center	\$ 76,000	\$ 137,000
Other Arts and Sciences Programs	\$0	\$ 4,133,304
Public Performing Arts	\$ 150,338	\$ 148,529
School of Drama	\$ 75,000	\$0
School of Music	\$ 600,000	\$0
Thomas Burke Memorial Washington State Museum	\$ 85,495	\$ 97,989

Assuming acceptance of all awards by the Board of Regents

Summary of Grant Awards**Fiscal Year 2008-2009***Excluding private awards from Foundations, Industry, Associations and Others*

Month	RESEARCH AND OTHER		TRAINING		Total Grants
	Federal	Non-Federal	Federal	Non-Federal	
July	\$ 84,699,550	\$ 3,384,315	\$ 9,776,757	\$ 226,080	\$ 98,086,700
August	\$ 53,590,660	\$ 5,137,674	\$ 7,914,685	\$ 0	\$ 66,643,020
September	\$ 90,787,430	\$ 3,932,069	\$ 9,263,558	\$ 164,451	\$ 104,147,500
October	\$ 57,813,560	\$ 8,630,334	\$ 6,130,011	\$ 155,787	\$ 72,729,690
November	\$ 17,799,160	\$ 976,483	\$ 1,145,695	\$ 606,373	\$ 20,527,710
December	\$ 24,735,870	\$ 4,139,161	\$ 102,730	\$ 193,486	\$ 29,171,250
January	\$ 28,362,900	\$ 12,267,870	\$ 1,290,516	\$ 680,002	\$ 42,601,290
February	\$ 34,430,480	\$ 2,027,890	\$ 1,170,230	\$ 750,000	\$ 38,378,600
March	\$ 32,394,290	\$ 1,626,292	\$ 3,185,760	\$ 0	\$ 37,206,340
Year to Date	\$ 424,613,900	\$ 42,122,080	\$ 39,979,940	\$ 2,776,179	\$ 509,492,100

Assuming acceptance of all awards by the Board of Regents

Summary of Grant Awards**Fiscal Year 2008-2009***Private awards from Foundations, Industry, Associations and Others*

Month	RESEARCH AND OTHER	TRAINING	Total Grants
July	\$ 6,878,668	\$ 512,428	\$ 7,391,096
August	\$ 12,186,370	\$ 397,418	\$ 12,583,790
September	\$ 10,619,370	\$ 83,395	\$ 10,702,760
October	\$ 34,771,180	\$ 440,967	\$ 35,212,150
November	\$ 24,972,490	\$ 1,185,445	\$ 26,157,940
December	\$ 8,611,615	\$ 64,676	\$ 8,676,291
January	\$ 15,142,940	\$ 95,814	\$ 15,238,760
February	\$ 10,627,290	\$ 12,376	\$ 10,639,660
March	\$ 9,211,847	\$ 0	\$ 9,211,847
Year to Date	\$ 133,021,800	\$ 2,792,519	\$ 135,814,300

Assuming acceptance of all awards by the Board of Regents

Summary of Contract Awards**Fiscal Year 2008-2009**

Month	RESEARCH AND OTHER		TRAINING		Total Contracts
	Federal	Non-Federal	Federal	Non-Federal	
July	\$ 1,411,756	\$ 5,957,698	\$ 0	\$ 2,263,482	\$ 9,632,936
August	\$ 5,421,129	\$ 5,139,839	\$ 30,000	\$ 638,741	\$ 11,229,710
September	\$ 14,557,370	\$ 5,542,074	\$ 19,000	\$ 843,663	\$ 20,962,110
October	\$ 5,438,786	\$ 8,823,394	\$ 0	\$ 1,683,050	\$ 15,945,230
November	\$ 5,021,777	\$ 7,705,027	\$ 0	\$ 970,363	\$ 13,697,170
December	\$ 9,971,688	\$ 10,212,080	\$ 0	\$ 721,718	\$ 20,905,490
January	\$ 2,370,864	\$ 4,247,778	\$ 24,000	\$ 133,905	\$ 6,776,547
February	\$ 4,063,997	\$ 4,279,290	\$ 0	\$ 558,183	\$ 8,901,470
March	\$ 2,515,948	\$ 7,012,189	\$ 0	\$ 102,937	\$ 9,631,074
Year to Date	\$ 50,773,310	\$ 58,919,370	\$ 73,000	\$ 7,916,043	\$ 117,681,700

Assuming acceptance of all awards by the Board of Regents

**Report of Grant and Contract Awards
of \$1,000,000 or More**

March 2009

**Requiring action of
The Board of Regents
of the
University of Washington**

**Office of Research
Office of Sponsored Programs**

Detail of Public Grant Awards

Federal

US Department of Health and Human Services (DHHS)

National Institutes of Health (NIH)

To: Bruce M. Psaty, Professor \$ 1,183,527
 Department of Medicine

For: WGA Study to identify Genetic Variants Associated with CV Events
 in CHS

Eff: 3/1/2009 Classified: No

To: John J. Albers, Research Professor \$ 1,825,962
 Department of Medicine

For: Human Lipoprotein Pathophysiology

Eff: 3/1/2009 Classified: No

National Institute of Child Health and Human Development (NICHD)

To: William J Bremner, Professor \$ 1,580,149
 Department of Medicine

For: Male Contraception Research Center Grant

Eff: 3/1/2009 Classified: No

Total for National Institute of Child Health and Human Development (NICHD): \$ 1,580,149

National Institute of Diabetes and Digestive and Kidney Diseases (NIDDK)

To: Elaine M. Faustman, Professor \$ 1,000,000
 Department of Environmental and Occupational Health Sciences

For: Pacific Northwest Center for National Children's Study-King

Eff: 9/28/2007 Classified: No

Total for National Institute of Diabetes and Digestive and Kidney Diseases (NIDDK): \$ 1,000,000

Total for National Institutes of Health (NIH): \$ 5,589,638

Total for US Department of Health and Human Services (DHHS): \$ 5,589,638

Total for Federal: \$ 5,589,638

Total Public Grants: \$ 5,589,638

Detail of Contract Awards

Private Industry

Mathematica Policy Research, Inc.

To: Paul T. Hill, Research Professor \$ 1,346,706
Bothell Arts & Sciences

For: Mathematica Policy Research Subcontract: National Longitudinal
Study of CMO Effectiveness

Eff: 11/1/2008 Classified: No

Total for Mathematica Policy Research, Inc.: \$ 1,346,706

Total for Private Industry: \$ 1,346,706

Total Contracts: \$ 1,346,706

Grand Total for all Awards \$ 6,936,344