

VII. STANDING COMMITTEES

B. Finance, Audit and Facilities Committee

Grant and Contract Awards – December, 2008

RECOMMENDED ACTION:

It is the recommendation of the administration and the Finance and Audit Committee that the Board of Regents accept the Grant and Contract Awards as presented on the attached list.

Attachment: Grant and Contract Awards Summary
Report of Grant and Contract Awards of
\$1,000,000 or More

Grant and Contract Awards Summary

to

The Board of Regents

of the

University of Washington

for

December 2008

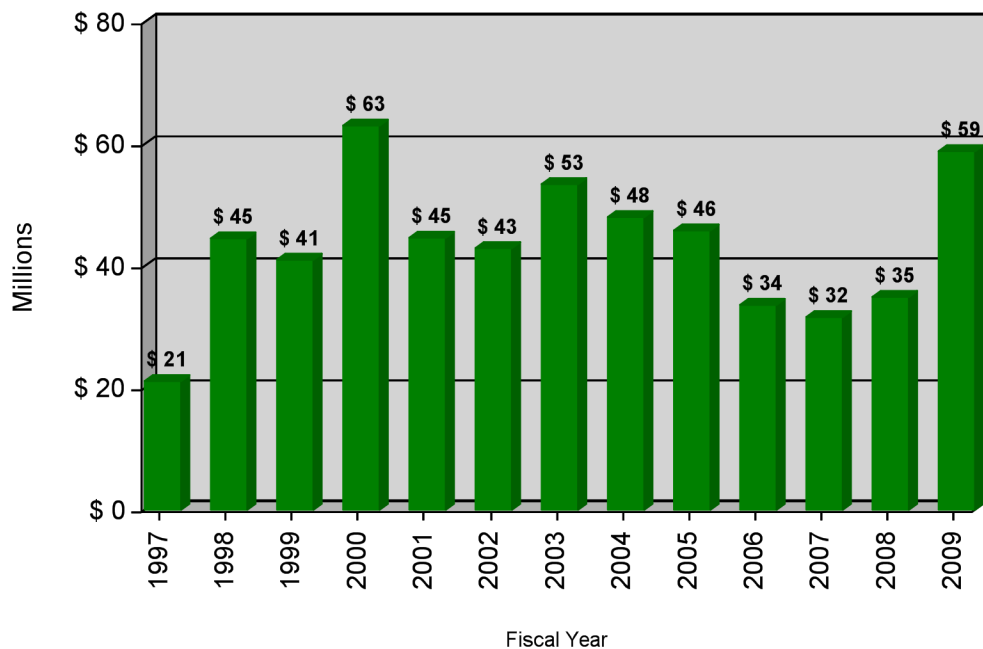
Office of Research

Office of Sponsored Programs

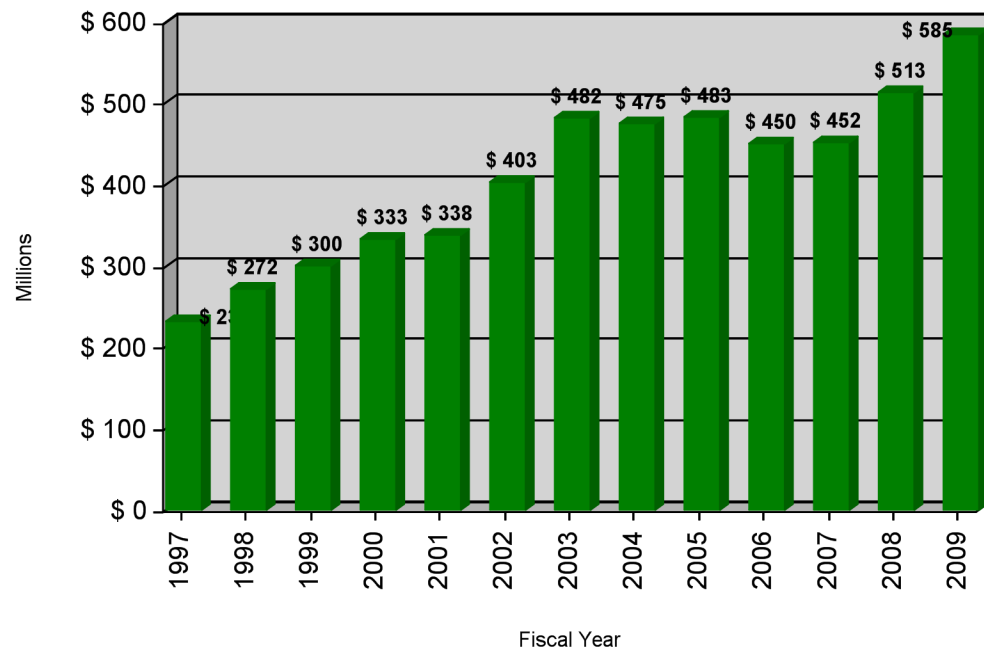
Table of Contents

Graphical Summary of Award Activity	3
Summary of Grant and Contract Awards	4
Comparison of Grants and Contract Awards by Agency	5
Comparison of Grants and Contract Awards by School/College	6
Listing of Awards for College of Arts and Sciences by Department	7
Summary of Grant Awards – Excluding Private Awards	8
Summary of Grant Awards - Private Awards	9
Summary of Contract Awards	10
Report of Grant & Contract Awards over \$1,000,000	11

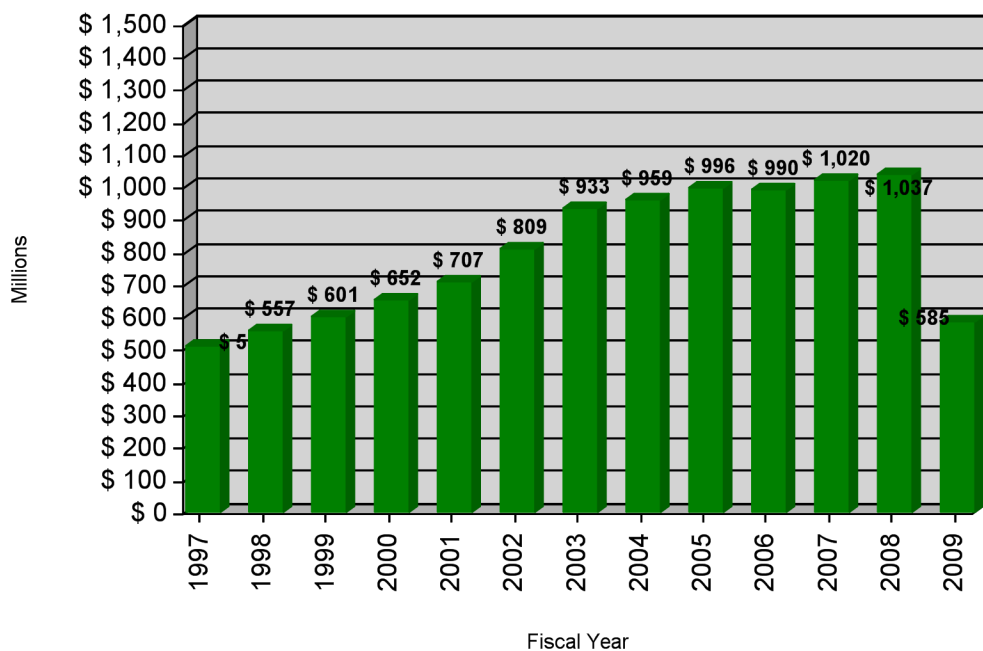
December Only
Comparison of Grant & Contract Awards



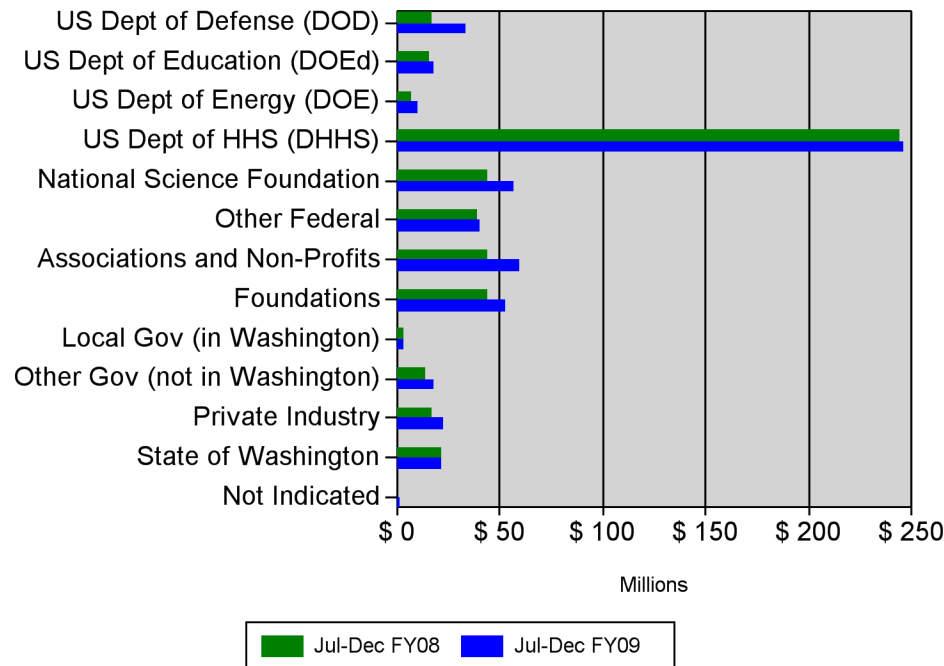
Fiscal Year to Date
Comparison of Grant & Contract Awards



Complete Fiscal Year
Comparison of Grant & Contract Awards



Fiscal Year to Date
Two-Year Comparison of Grant and Contract Awards



Summary of Grant and Contract Awards

Fiscal Year 2008-2009

Month	RESEARCH AND OTHER		TRAINING		Total Grants and Contracts
	Federal	Non-Federal	Federal	Non-Federal	
July	\$ 86,111,310	\$ 16,220,680	\$ 9,776,757	\$ 3,001,990	\$ 115,110,700
August	\$ 59,011,790	\$ 22,463,880	\$ 7,944,685	\$ 1,036,159	\$ 90,456,520
September	\$ 105,344,800	\$ 20,093,510	\$ 9,282,558	\$ 1,091,509	\$ 135,812,400
October	\$ 63,252,340	\$ 52,224,910	\$ 6,130,011	\$ 2,279,804	\$ 123,887,100
November	\$ 22,820,940	\$ 33,744,240	\$ 1,145,695	\$ 2,762,181	\$ 60,473,060
December	\$ 34,707,560	\$ 22,962,860	\$ 102,730	\$ 979,880	\$ 58,753,020
FY09 to Date	\$371,248,740	\$167,710,085	\$34,382,436	\$11,151,523	\$584,492,784
FY08 to Date	\$333,007,280	\$130,753,544	\$35,327,677	\$14,352,655	\$513,441,156
Over (Under) Previous Year	\$38,241,459	\$36,956,541	(\$945,241)	(\$3,201,132)	\$71,051,627

Assuming acceptance of all awards by the Board of Regents

Comparison of Grant and Contract Awards by Agency

Fiscal Years 2007-2008 and 2008-2009

Agency	Jul-Dec FY08	Jul-Dec FY09
US Department of Defense (DOD)	\$ 17,241,208	\$ 33,795,988
US Department of Education (DOEd)	\$ 16,014,484	\$ 17,825,134
US Department of Energy (DOE)	\$ 7,314,593	\$ 10,131,248
US Department of Health and Human Services (DHHS)	\$ 244,145,508	\$ 246,469,534
National Science Foundation (NSF)	\$ 44,397,103	\$ 56,714,828
Other Federal	\$ 39,222,062	\$ 40,694,443
Subtotal for Federal :	\$ 368,334,958	\$ 405,631,176
Associations and Non-Profits	\$ 44,438,018	\$ 59,519,159
Foundations	\$ 44,220,041	\$ 52,432,311
Local Government (in Washington)	\$ 3,647,338	\$ 3,785,979
Other Government (not in Washington)	\$ 13,806,364	\$ 18,258,355
Private Industry	\$ 17,215,068	\$ 22,833,287
State of Washington	\$ 21,779,369	\$ 22,009,958
Not Indicated	\$ 0	\$ 22,559
Subtotal for Non-Federal :	\$ 145,106,198	\$ 178,861,608
Grand Total :	\$ 513,441,156	\$ 584,492,784
Amount of Increase (Decrease) :		\$ 71,051,627
Percent of Increase (Decrease) :		13.8 %

Assuming acceptance of all awards by the Board of Regents

Comparison of Grant and Contract Awards by School/College

Fiscal Years 2007-2008 and 2008-2009

School/College		Jul-Dec FY08	Jul-Dec FY09
Upper Campus			
	Architecture and Urban Planning	\$ 459,356	\$ 557,311
	Arts and Sciences	\$ 43,701,471	\$ 53,008,160
	Business Administration	\$ 724,471	\$ 770,000
	Director of Libraries	\$ 116,500	\$ 64,500
	Education	\$ 1,541,004	\$ 6,372,273
	Educational Outreach	\$ 287,668	\$ 39,001
	Engineering	\$ 37,558,156	\$ 47,242,597
	Evans School of Public Affairs	\$ 1,999,160	\$ 1,350,502
	Executive Vice President		\$ 621,238
	Forest Resources	\$ 3,460,168	\$ 5,268,451
	Graduate School	\$ 1,008,619	\$ 4,245,870
	Information School	\$ 4,281,229	\$ 4,761,506
	Law	\$ 209,134	\$ 1,258,309
	Ocean and Fishery Sciences	\$ 46,476,545	\$ 48,662,130
	Office of Research	\$ 17,682,317	\$ 16,216,915
	Provost	\$ 200,000	
	Social Work	\$ 8,092,628	\$ 9,120,254
	Undergraduate Education	\$ 326,802	\$ 201,568
	VP Educational Partnerships	\$ 43,745	\$ 30,000
	VP Minority Affairs	\$ 7,002,709	\$ 6,412,603
	Subtotal :	\$ 175,171,682	\$ 206,203,187
Health Sciences			
	Dentistry	\$ 4,944,771	\$ 5,732,748
	Medicine	\$ 248,745,493	\$ 291,549,693
	Nursing	\$ 9,538,827	\$ 7,863,591
	Pharmacy	\$ 4,392,653	\$ 5,921,154
	Public Health and Community Medicine	\$ 42,996,713	\$ 40,281,619
	Subtotal :	\$ 310,618,457	\$ 351,348,805
Special Programs			
	Alcohol and Drug Abuse Institute	\$ 3,113,132	\$ 2,060,091
	CHDD Administration	\$ 7,107,293	\$ 4,336,437
	Regional Primate Center	\$ 16,024,340	\$ 18,123,545
	Subtotal :	\$ 26,244,765	\$ 24,520,073
Other UW Campuses			
	Bothell	\$ 1,193,411	\$ 1,978,925
	Tacoma	\$ 203,450	\$ 440,873
	Subtotal :	\$ 1,396,861	\$ 2,419,798
Not Indicated	Not Indicated	\$ 9,391	

School/College		Jul-Dec FY08	Jul-Dec FY09
Not Indicated	Tacoma		\$ 920
	Subtotal :	\$ 9,391	\$ 920
	Grand Total :	\$ 513,441,156	\$ 584,492,784

Assuming acceptance of all awards by the Board of Regents

List of Awards for Arts and Sciences

Fiscal Years 2007-2008 and 2008-2009

Department	Jul-Dec FY08	Jul-Dec FY09
Center for Statistics and the Social Sciences	\$ 704,512	\$ 96,213
Center for Studies in Demography and Ecology	\$ 1,879,361	\$ 1,739,105
Dance Program	\$0	\$ 10,000
Department of Anthropology	\$ 249,016	\$ 322,337
Department of Applied Mathematics	\$ 7,864	\$ 657,408
Department of Asian Languages and Literature	\$0	\$ 100,000
Department of Astronomy	\$ 2,453,241	\$ 5,613,916
Department of Atmospheric Sciences	\$ 2,438,959	\$ 2,731,741
Department of Biology	\$ 2,864,950	\$ 4,692,626
Department of Chemistry	\$ 12,529,740	\$ 14,890,670
Department of Classics	\$0	\$ 2,000
Department of Communication	\$ 1,395,680	\$ 697,385
Department of Earth and Space Sciences	\$ 2,179,784	\$ 4,783,181
Department of Economics	\$ 6,575	\$ 63,560
Department of English	\$ 77,573	\$ 56,000
Department of Geography	\$ 336,787	\$ 12,000
Department of Germanics	\$ 53,000	\$0
Department of History	\$0	\$ 453,000
Department of Linguistics	\$ 164,666	\$ 169,499
Department of Mathematics	\$ 2,319,271	\$ 908,185
Department of Physics	\$ 3,789,591	\$ 2,670,915
Department of Political Science	\$ 1,124,910	\$ 234,400
Department of Psychology	\$ 5,694,308	\$ 3,813,970
Department of Sociology	\$ 10,350	\$ 15,000
Department of Speech and Hearing Sciences	\$ 795,626	\$ 1,262,732
Department of Statistics	\$ 635,728	\$ 540,437
Henry M. Jackson School of International Studies	\$ 1,713,145	\$ 1,553,358
Institute for Nuclear Theory	\$0	\$ 610,200
Language Learning Center	\$ 76,000	\$ 137,000
Other Arts and Sciences Programs	\$0	\$ 4,033,304
Public Performing Arts	\$ 115,338	\$ 70,029
Thomas Burke Memorial Washington State Museum	\$ 85,495	\$ 67,989
Total :	\$ 43,701,470	\$ 53,008,160

Assuming acceptance of all awards by the Board of Regents

Summary of Grant Awards**Fiscal Year 2008-2009***Excluding private awards from Foundations, Industry, Associations and Others*

Month	RESEARCH AND OTHER		TRAINING		Total Grants
	Federal	Non-Federal	Federal	Non-Federal	
July	\$ 84,699,550	\$ 3,384,315	\$ 9,776,757	\$ 226,080	\$ 98,086,700
August	\$ 53,590,660	\$ 5,137,674	\$ 7,914,685	\$ 0	\$ 66,643,020
September	\$ 90,787,430	\$ 3,932,069	\$ 9,263,558	\$ 164,451	\$ 104,147,500
October	\$ 57,813,560	\$ 8,630,334	\$ 6,130,011	\$ 155,787	\$ 72,729,690
November	\$ 17,799,160	\$ 976,483	\$ 1,145,695	\$ 606,373	\$ 20,527,710
December	\$ 24,735,870	\$ 4,139,161	\$ 102,730	\$ 193,486	\$ 29,171,250
Year to Date	\$ 329,426,200	\$ 26,200,040	\$ 34,333,440	\$ 1,346,177	\$ 391,305,900

Assuming acceptance of all awards by the Board of Regents

Summary of Grant Awards**Fiscal Year 2008-2009***Private awards from Foundations, Industry, Associations and Others*

Month	RESEARCH AND OTHER	TRAINING	Total Grants
July	\$ 6,878,668	\$ 512,428	\$ 7,391,096
August	\$ 12,186,370	\$ 397,418	\$ 12,583,790
September	\$ 10,619,370	\$ 83,395	\$ 10,702,760
October	\$ 34,771,180	\$ 440,967	\$ 35,212,150
November	\$ 25,062,730	\$ 1,185,445	\$ 26,248,180
December	\$ 8,611,615	\$ 64,676	\$ 8,676,291
Year to Date	\$ 98,129,940	\$ 2,684,329	\$ 100,814,300

Assuming acceptance of all awards by the Board of Regents

Summary of Contract Awards**Fiscal Year 2008-2009**

Month	RESEARCH AND OTHER		TRAINING		Total Contracts
	Federal	Non-Federal	Federal	Non-Federal	
July	\$ 1,411,756	\$ 5,957,698	\$ 0	\$ 2,263,482	\$ 9,632,936
August	\$ 5,421,129	\$ 5,139,839	\$ 30,000	\$ 638,741	\$ 11,229,710
September	\$ 14,557,370	\$ 5,542,074	\$ 19,000	\$ 843,663	\$ 20,962,110
October	\$ 5,438,786	\$ 8,823,394	\$ 0	\$ 1,683,050	\$ 15,945,230
November	\$ 5,021,777	\$ 7,705,027	\$ 0	\$ 970,363	\$ 13,697,170
December	\$ 9,971,688	\$ 10,212,080	\$ 0	\$ 721,718	\$ 20,905,490
Year to Date	\$ 41,822,500	\$ 43,380,110	\$ 49,000	\$ 7,121,018	\$ 92,372,630

Assuming acceptance of all awards by the Board of Regents

**Report of Grant and Contract Awards
of \$1,000,000 or More**

December 2008

**Requiring action of
The Board of Regents
of the
University of Washington**

**Office of Research
Office of Sponsored Programs**

Detail of Public Grant Awards

Federal

US Department of Education (DOEd)

US Department of Education (DOEd)

To:	Kathe F. Matrone, Clinical Assistant Professor Department of Rehabilitation Medicine	\$ 1,105,000
For:	Disability Business Technical Assistance Center (DBTAC UW Yr 2)	
Eff:	10/1/2008	Classified: No

Total for US Department of Education (DOEd): **\$ 1,105,000**

Total for US Department of Education (DOEd): **\$ 1,105,000**

US Department of Health and Human Services (DHHS)

National Institutes of Health (NIH)

To:	Deborah A Nickerson, Professor Department of Genome Sciences	\$ 1,891,629
For:	SeattleSeq	
Eff:	9/30/2008	Classified: No

National Institute of Child Health and Human Development (NICHD)

To:	Michael J Guralnick, Director CHDD Administration	\$ 1,222,780
For:	Limited Competition for Fragile X Research Center	
Eff:	7/1/2007	Classified: No

Total for National Institute of Child Health and Human Development (NICHD): *\$ 1,222,780*

Total for National Institutes of Health (NIH): **\$ 3,114,409**

Total for US Department of Health and Human Services (DHHS): **\$ 3,114,409**

National Science Foundation (NSF)

National Science Foundation (NSF)

To:	Helene J. Obradovich, Director Dean Grad School Admin	\$ 2,490,000
For:	2007-2008 NSF Graduate Research Fellowship Program	
Eff:	6/16/2007	Classified: No

Total for National Science Foundation (NSF): **\$ 2,490,000**

Total for National Science Foundation (NSF): **\$ 2,490,000**

Total for Federal: **\$ 6,709,409**

Other Government (not in Washington)

Arizona State University

To:	Babak Amirparviz, Assistant Professor Electrical Engineering	\$ 1,499,905
For:	CEGS: Microscale Life Sciences Center	
Eff:	8/1/2007	Classified: No

Total for Arizona State University: **\$ 1,499,905**

Total for Other Government (not in Washington): **\$ 1,499,905**

Detail of Public Grant Awards

State of Washington

Washington State Life Sciences Discovery Fund Authority (LSDFA)

To: Cecilia Giachelli, Professor \$ 1,469,606
Bioengineering

For: Engineering Monocytes to Treat Ectopic Calcification

Eff: 9/1/2008 Classified: No

**Total for Washington State Life Sciences Discovery Fund Authority
(LSDFA): \$ 1,469,606**

Total for State of Washington: \$ 1,469,606

Total Public Grants: \$ 9,678,920

Detail of Contract Awards

Federal

US Department of Health and Human Services (DHHS)

National Institutes of Health (NIH)

National Institute of Allergy and Infectious Diseases (NIAID)

To: David Anderson, Associate Director \$ 3,464,000
Regional Primate Center

For: Simian Vaccine Evaluation Unit - 4

Eff: 6/22/2006 Classified: No

Total for National Institute of Allergy and Infectious Diseases (NIAID): \$ 3,464,000

National Institute of Child Health and Human Development (NICHD)

To: C Ronald Scott, Professor \$ 1,082,243
Department of Pediatrics

For: Validation of Lysosomal Storage Disease Enzymes for Newborn Screening

Eff: 9/30/2006 Classified: No

Total for National Institute of Child Health and Human Development (NICHD): \$ 1,082,243

Total for National Institutes of Health (NIH): \$ 4,546,243

Total for US Department of Health and Human Services (DHHS): \$ 4,546,243

Other Federal

US Agency for International Development (USAID)

To: Ann E. Downer, Senior Lecturer \$ 1,530,000
Department of Health Services

For: Improving HIV/AIDS Training & Service Delivery in the Caribbean

Eff: 11/16/2004 Classified: No

Total for US Agency for International Development (USAID): \$ 1,530,000

Total for Other Federal: \$ 1,530,000

Total for Federal: \$ 6,076,243

Associations and Non-Profits

Health Alliance International (HAI)

To: King K. Holmes, Chair \$ 1,817,235
Global Health

For: Mozambique Health Committee 5

Eff: 5/1/1992 Classified: No

Total for Health Alliance International (HAI): \$ 1,817,235

Total for Associations and Non-Profits: \$ 1,817,235

Total Contracts: \$ 7,893,478

Grand Total for all Awards \$ 17,572,398