

B. Finance, Audit and Facilities Committee

UW

**Report of
Contributions**

University of Washington
University of Washington Foundation

April, 2009



UNIVERSITY OF WASHINGTON

All Areas

REPORT OF CONTRIBUTIONS

April 2009

REPORT BY: UNIVERSITY ADVANCEMENT, ADVANCEMENT SERVICES, INFORMATION MANAGEMENT

ANNUAL PROGRESS BY CONSTITUENCY

| School | Current Month | | | | Year to Date | | | |
|--------------------------------|--------------------|---------------------|---------------------|---------------------|----------------------|----------------------|----------------------|---------------|
| | Gifts | Grants | Total | Donors ¹ | Gifts | Grants | Total | Donors |
| UW Medicine | \$2,055,966 | \$8,298,419 | \$10,354,385 | 3,022 | \$27,676,348 | \$83,601,156 | \$111,277,504 | 14,892 |
| Arts and Sciences | \$1,106,661 | \$385,267 | \$1,491,928 | 1,600 | \$14,822,952 | \$5,943,405 | \$20,766,356 | 13,266 |
| Broadcast Services | \$111,464 | \$0 | \$111,464 | 338 | \$2,782,874 | \$0 | \$2,782,874 | 1,519 |
| Built Environments | \$77,055 | \$65,500 | \$142,555 | 183 | \$1,064,888 | \$993,000 | \$2,057,888 | 1,228 |
| Business School | \$446,471 | \$0 | \$446,471 | 336 | \$22,584,430 | \$0 | \$22,584,430 | 3,774 |
| Dentistry | \$105,890 | \$0 | \$105,890 | 228 | \$1,530,504 | \$748,460 | \$2,278,964 | 1,304 |
| Education | \$163,206 | \$10,000 | \$173,206 | 200 | \$2,183,786 | \$1,002,694 | \$3,186,480 | 1,396 |
| Engineering | \$560,254 | \$632,971 | \$1,193,225 | 399 | \$9,834,561 | \$5,887,836 | \$15,722,397 | 3,869 |
| Environment | \$0 | \$0 | \$0 | 0 | \$4,671,093 | \$0 | \$4,671,093 | 27 |
| Evans School of Public Affairs | \$2,518 | \$60,000 | \$62,518 | 45 | \$564,226 | \$1,922,267 | \$2,486,493 | 398 |
| Forest Resources | \$150,232 | \$55,092 | \$205,324 | 167 | \$760,137 | \$1,494,681 | \$2,254,818 | 971 |
| Friday Harbor Labs | \$19,736 | \$0 | \$19,736 | 44 | \$1,145,258 | \$0 | \$1,145,258 | 351 |
| Information School | \$56,890 | \$350,000 | \$406,890 | 36 | \$742,635 | \$862,000 | \$1,604,635 | 554 |
| Intercollegiate Athletics | \$701,999 | \$0 | \$701,999 | 1,553 | \$11,147,149 | \$0 | \$11,147,149 | 12,149 |
| Minority Affairs | \$11,363 | \$0 | \$11,363 | 189 | \$147,515 | \$200,000 | \$347,515 | 383 |
| Law | \$57,298 | \$0 | \$57,298 | 120 | \$2,283,029 | \$0 | \$2,283,029 | 1,663 |
| Libraries | \$59,237 | \$0 | \$59,237 | 870 | \$899,619 | \$0 | \$899,619 | 4,364 |
| Nursing | \$42,458 | \$310,651 | \$353,109 | 117 | \$2,034,252 | \$1,082,211 | \$3,116,463 | 1,487 |
| Ocean and Fishery Sciences | \$13,623 | \$79,988 | \$93,611 | 76 | \$1,201,490 | \$8,123,552 | \$9,325,042 | 673 |
| Pharmacy | \$246,120 | \$0 | \$246,120 | 81 | \$1,084,840 | \$598,870 | \$1,683,710 | 905 |
| President's Funds | \$26,559 | \$0 | \$26,559 | 141 | \$2,888,516 | \$0 | \$2,888,516 | 1,538 |
| Public Health | \$11,996 | \$2,047,888 | \$2,059,884 | 123 | \$730,329 | \$13,040,324 | \$13,770,653 | 707 |
| Social Work | \$7,125 | \$0 | \$7,125 | 27 | \$1,131,867 | \$50,100 | \$1,181,967 | 642 |
| Student Affairs | \$1,378,980 | \$0 | \$1,378,980 | 282 | \$2,573,303 | \$0 | \$2,573,303 | 2,544 |
| Undergraduate Academic Affairs | \$10,500 | \$0 | \$10,500 | 65 | \$395,092 | \$20,000 | \$415,092 | 318 |
| University Press | \$30,290 | \$0 | \$30,290 | 14 | \$183,304 | \$0 | \$183,304 | 155 |
| UW Alumni Association | \$118,563 | \$0 | \$118,563 | 2,508 | \$754,510 | \$0 | \$754,510 | 15,033 |
| UW Bothell | \$10,255 | \$254,590 | \$264,845 | 109 | \$256,184 | \$1,829,590 | \$2,085,774 | 506 |
| UW Tacoma | \$63,511 | \$0 | \$63,511 | 134 | \$1,819,248 | \$23,965 | \$1,843,213 | 645 |
| Other University Support | \$1,134,931 | \$0 | \$1,134,931 | 143 | \$4,765,304 | \$739,791 | \$5,505,095 | 1,923 |
| Total | \$8,781,152 | \$12,550,366 | \$21,331,518 | 12,453 | \$124,659,244 | \$128,163,902 | \$252,823,146 | 76,171 |

MONTHLY HIGHLIGHTS

The UW received \$21.33M in total private voluntary support (\$8.78M in gifts and \$12.55M in grants) in the current month.

Areas including UW Medicine, Built Environments, Business School, Education, Environment, Forest Resources, Friday Harbor Labs, Minority Affairs, Law, Nursing, Public Health, Student Affairs, Undergraduate Academic Affairs and UW Bothell are ahead of last year's year-to-date totals.

¹ Donors are defined as those entities who have a credit amount of greater than \$0.00.

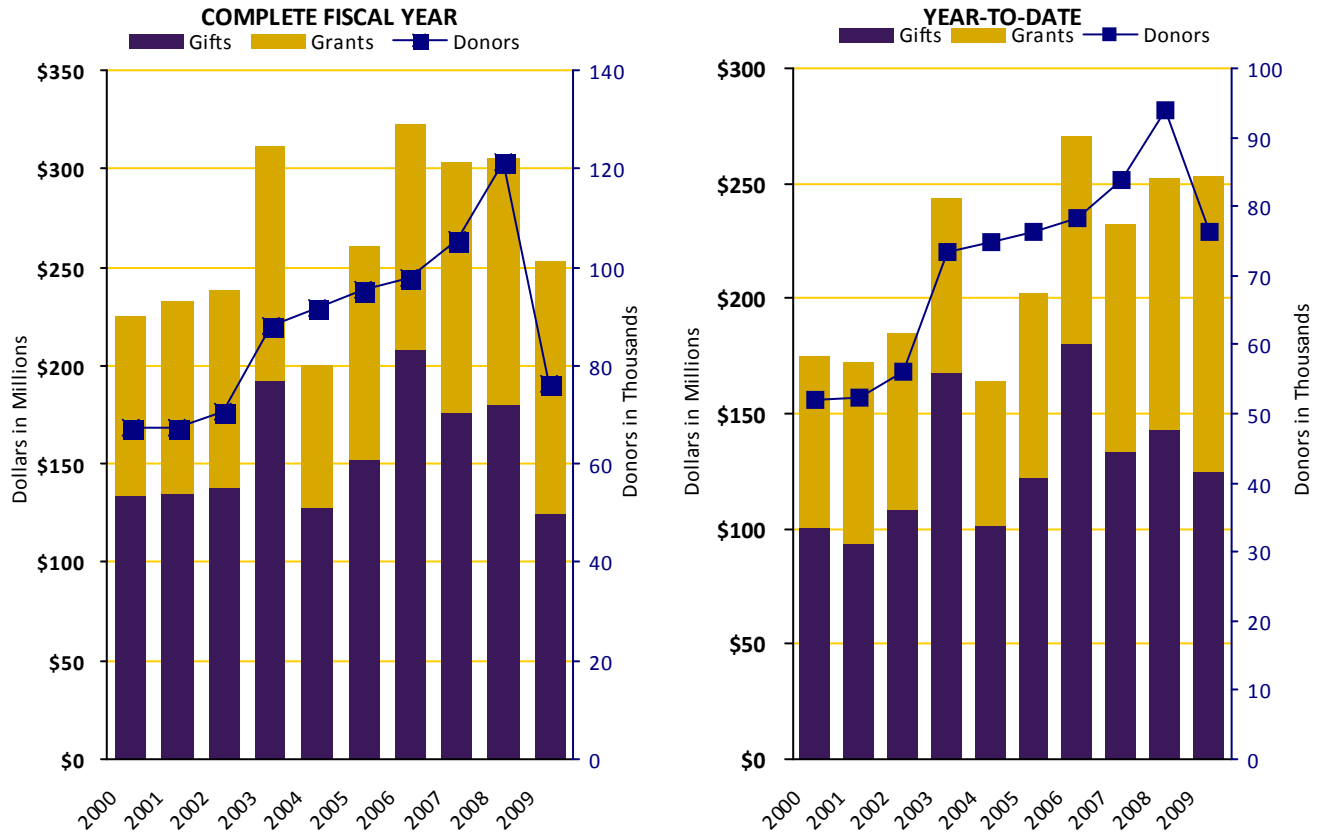
The donor total at the bottom of the chart is not a cumulative total of the rows above. The donor total is the number of unique donors who have been credited with a gift to the UW during the given time period.

DEVELOPMENT SUMMARY BY CONSTITUENCY

| School | Current Month | | Year to Date | | Prior Year to Date | | Prior Year Total | |
|-----------------------------------|---------------------|---------------|----------------------|---------------|----------------------|---------------|----------------------|----------------|
| | Total | Donors | Total | Donors | Total | Donors | Total | Donors |
| UW Medicine | \$10,354,385 | 3,022 | \$111,277,504 | 14,892 | \$111,231,300 | 17,033 | \$128,084,404 | 18,602 |
| Arts and Sciences | \$1,491,928 | 1,600 | \$20,766,356 | 13,266 | \$28,356,832 | 13,184 | \$36,159,265 | 15,040 |
| Broadcast Services | \$111,464 | 338 | \$2,782,874 | 1,519 | \$7,591,160 | 14,239 | \$12,124,630 | 21,710 |
| Built Environments | \$142,555 | 183 | \$2,057,888 | 1,228 | \$1,611,610 | 1,176 | \$2,552,681 | 1,467 |
| Business School | \$446,471 | 336 | \$22,584,430 | 3,774 | \$11,292,111 | 4,152 | \$13,215,754 | 4,667 |
| Dentistry | \$105,890 | 228 | \$2,278,964 | 1,304 | \$3,211,726 | 1,197 | \$3,479,430 | 1,340 |
| Education | \$173,206 | 200 | \$3,186,480 | 1,396 | \$2,533,000 | 1,409 | \$2,778,307 | 1,637 |
| Engineering | \$1,193,225 | 399 | \$15,722,397 | 3,869 | \$17,733,669 | 4,132 | \$22,826,602 | 4,653 |
| Environment | \$0 | 0 | \$4,671,093 | 27 | \$0 | 0 | \$0 | 0 |
| Evans School of Public Affairs | \$62,518 | 45 | \$2,486,493 | 398 | \$2,984,676 | 373 | \$3,350,952 | 493 |
| Forest Resources | \$205,324 | 167 | \$2,254,818 | 971 | \$1,928,443 | 1,007 | \$2,552,419 | 1,151 |
| Friday Harbor Labs | \$19,736 | 44 | \$1,145,258 | 351 | \$519,134 | 421 | \$553,591 | 454 |
| Information School | \$406,890 | 36 | \$1,604,635 | 554 | \$3,162,060 | 567 | \$3,893,390 | 639 |
| Intercollegiate Athletics | \$701,999 | 1,553 | \$11,147,149 | 12,149 | \$15,226,049 | 13,151 | \$20,268,275 | 25,073 |
| Minority Affairs | \$11,363 | 189 | \$347,515 | 383 | \$0 | 0 | \$0 | 0 |
| Law | \$57,298 | 120 | \$2,283,029 | 1,663 | \$2,121,029 | 1,847 | \$2,865,343 | 2,166 |
| Libraries | \$59,237 | 870 | \$899,619 | 4,364 | \$1,413,862 | 4,365 | \$1,599,016 | 4,714 |
| Nursing | \$353,109 | 117 | \$3,116,463 | 1,487 | \$2,817,948 | 1,642 | \$3,155,721 | 1,775 |
| Ocean and Fishery Sciences | \$93,611 | 76 | \$9,325,042 | 673 | \$10,024,612 | 752 | \$12,310,301 | 829 |
| Pharmacy | \$246,120 | 81 | \$1,683,710 | 905 | \$2,839,876 | 1,036 | \$3,038,164 | 1,127 |
| President's Funds | \$26,559 | 141 | \$2,888,516 | 1,538 | \$596,004 | 1,933 | \$961,234 | 2,240 |
| Public Health | \$2,059,884 | 123 | \$13,770,653 | 707 | \$9,304,731 | 672 | \$9,774,188 | 732 |
| Scholarships and Student Programs | \$0 | 0 | \$0 | 0 | \$6,343,115 | 5,473 | \$7,075,190 | 6,407 |
| Social Work | \$7,125 | 27 | \$1,181,967 | 642 | \$1,405,932 | 821 | \$1,633,711 | 895 |
| Student Affairs | \$1,378,980 | 282 | \$2,573,303 | 2,544 | \$0 | 0 | \$0 | 0 |
| Undergraduate Academic Affairs | \$10,500 | 65 | \$415,092 | 318 | \$0 | 0 | \$0 | 0 |
| University Press | \$30,290 | 14 | \$183,304 | 155 | \$347,379 | 279 | \$414,094 | 293 |
| UW Alumni Association | \$118,563 | 2,508 | \$754,510 | 15,033 | \$833,349 | 15,988 | \$1,146,912 | 21,851 |
| UW Bothell | \$264,845 | 109 | \$2,085,774 | 506 | \$128,880 | 440 | \$302,577 | 795 |
| UW Tacoma | \$63,511 | 134 | \$1,843,213 | 645 | \$2,513,793 | 638 | \$4,420,119 | 967 |
| Other University Support | \$1,134,931 | 143 | \$5,505,095 | 1,923 | \$4,164,076 | 1,833 | \$4,423,387 | 2,518 |
| Total¹ | \$21,331,518 | 12,453 | \$252,823,146 | 76,171 | \$252,236,353 | 93,875 | \$304,959,657 | 121,447 |

¹ The donor total at the bottom of the chart is not a cumulative total of the rows above. The donor total is the number of unique donors who have been credited with a gift to the UW during the given time period.

FISCAL YEAR COMPARISON OF TOTAL CONTRIBUTIONS



| Fiscal Year | Complete Fiscal Year | | | | Year to Date | | | |
|-------------|----------------------|---------------|---------------|---------|---------------|---------------|---------------|--------|
| | Gifts | Grants | Total | Donors | Gifts | Grants | Total | Donors |
| 2008-2009 | \$124,659,244 | \$128,163,902 | \$252,823,146 | 76,171 | \$124,659,244 | \$128,163,902 | \$252,823,146 | 76,171 |
| 2007-2008 | \$180,735,444 | \$124,224,214 | \$304,959,657 | 121,447 | \$142,940,995 | \$109,295,358 | \$252,236,353 | 93,875 |
| 2006-2007 | \$176,490,215 | \$126,399,369 | \$302,889,584 | 105,353 | \$133,126,824 | \$99,466,674 | \$232,593,498 | 83,674 |
| 2005-2006 | \$207,744,231 | \$115,261,186 | \$323,005,417 | 97,876 | \$180,494,199 | \$90,387,665 | \$270,881,863 | 78,460 |
| 2004-2005 | \$151,969,925 | \$108,802,371 | \$260,772,296 | 95,227 | \$122,122,874 | \$80,143,890 | \$202,266,764 | 76,167 |
| 2003-2004 | \$128,174,367 | \$71,603,323 | \$199,777,690 | 91,903 | \$101,365,172 | \$62,684,981 | \$164,050,153 | 74,985 |
| 2002-2003 | \$192,573,183 | \$118,677,722 | \$311,250,905 | 88,259 | \$168,025,960 | \$75,232,159 | \$243,258,119 | 73,546 |
| 2001-2002 | \$137,959,340 | \$100,820,547 | \$238,779,887 | 70,560 | \$108,064,405 | \$76,888,322 | \$184,952,727 | 55,977 |
| 2000-2001 | \$134,797,642 | \$97,112,979 | \$231,910,621 | 67,307 | \$94,000,176 | \$78,829,602 | \$172,829,778 | 52,440 |
| 1999-2000 | \$134,037,997 | \$91,536,165 | \$225,574,162 | 67,351 | \$100,697,725 | \$74,876,551 | \$175,574,276 | 52,082 |

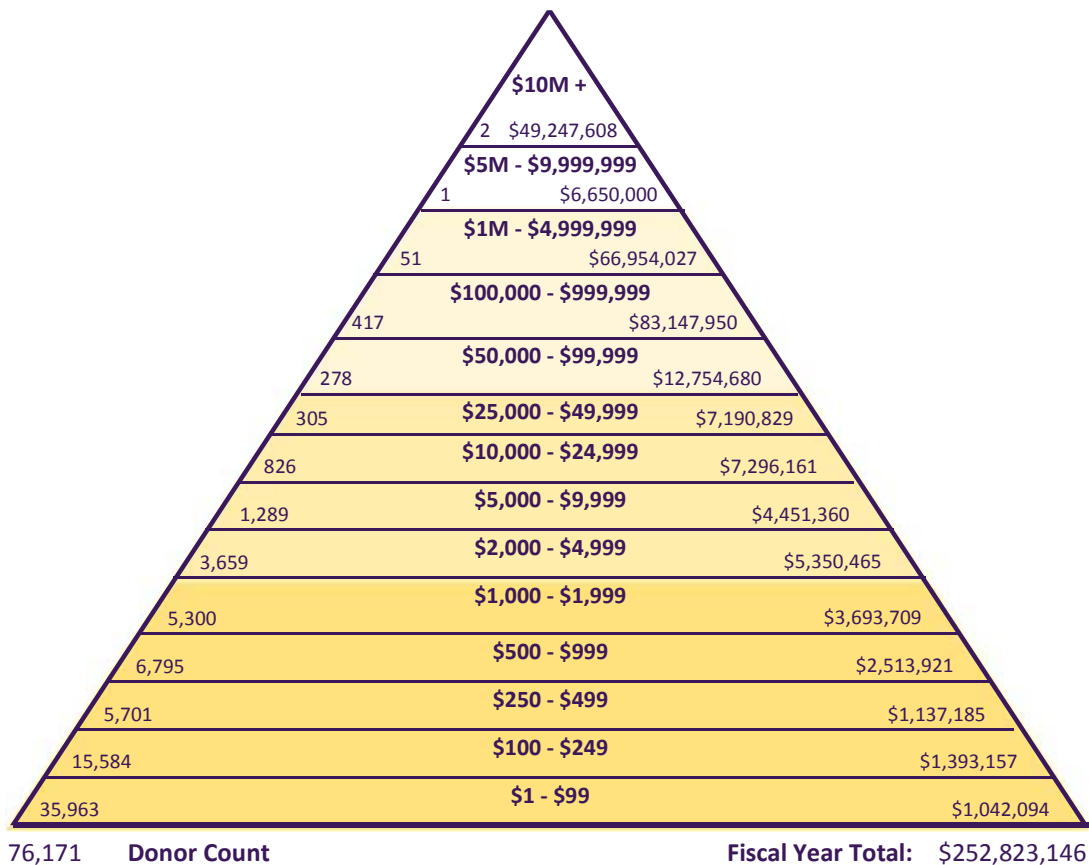
ANNUAL FUNDING THEME PROGRESS

| Theme | Year to Date | | |
|--|----------------------|---------------------|----------------------|
| | Current Use | Endowment | Total |
| Student Support | \$7,433,012 | \$15,171,802 | \$22,604,814 |
| Faculty Support | \$4,638,406 | \$11,974,233 | \$16,612,639 |
| Program Support for Faculty and Students | \$155,191,961 | \$15,499,630 | \$170,691,590 |
| Capital | \$17,616,126 | \$1,460 | \$17,617,586 |
| Excellence Funds | \$22,746,629 | \$2,549,888 | \$25,296,517 |
| Total | \$207,626,134 | \$45,197,012 | \$252,823,146 |

DEVELOPMENT ACTIVITY BY DONOR TYPE

| Donor Type | Year to Date | | Prior Year to Date | | Prior Fiscal Year | |
|--------------------|---------------|----------------------|--------------------|----------------------|-------------------|----------------------|
| | Donors | Total | Donors | Total | Donors | Total |
| Alumni | 39,986 | \$31,647,148 | 44,661 | \$47,875,600 | 55,089 | \$57,128,097 |
| Corporations | 2,354 | \$46,933,969 | 2,570 | \$49,968,217 | 3,255 | \$61,590,177 |
| Family Foundations | 153 | \$12,108,643 | 157 | \$10,735,636 | 172 | \$13,349,493 |
| Foundations | 370 | \$71,230,171 | 380 | \$67,735,047 | 431 | \$75,371,489 |
| Non-Alumni | 32,781 | \$37,226,070 | 45,741 | \$28,307,967 | 61,914 | \$40,209,765 |
| Organizations | 527 | \$53,677,147 | 492 | \$47,613,886 | 586 | \$57,285,487 |
| Total | 76,171 | \$252,823,146 | 94,001 | \$252,236,353 | 121,447 | \$304,934,507 |

DEVELOPMENT ACTIVITY PYRAMID



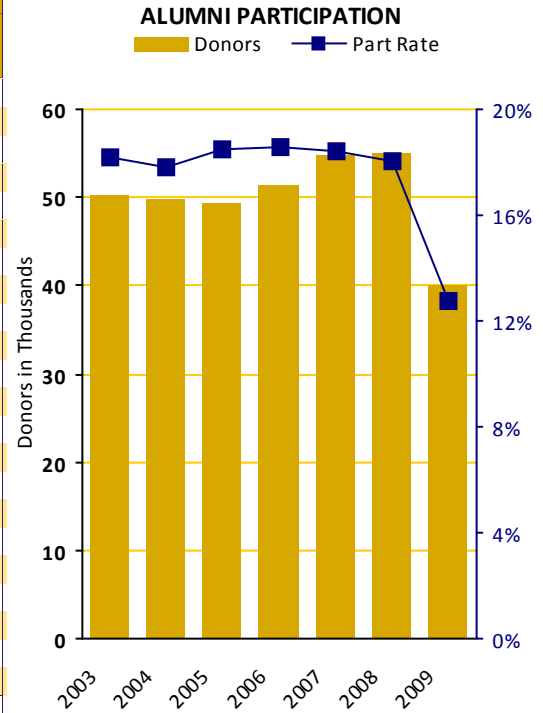
ANNUAL PROGRESS BY GIVING LEVEL

| Giving Level | Alumni | Non Alumni | Family Fndns. | Corporations | Foundations | Other Orgs. | Total |
|-----------------------|---------------------|---------------------|---------------------|---------------------|---------------------|---------------------|----------------------|
| \$10M + | \$0 | \$0 | \$0 | \$0 | \$34,094,143 | \$15,153,465 | \$49,247,608 |
| \$5M - \$9,999,999 | \$0 | \$6,650,000 | \$0 | \$0 | \$0 | \$0 | \$6,650,000 |
| \$1M - \$4,999,999 | \$7,444,560 | \$10,473,416 | \$6,438,543 | \$11,427,470 | \$14,641,812 | \$16,528,225 | \$66,954,027 |
| \$100,000 - \$999,999 | \$10,009,695 | \$9,782,458 | \$4,151,050 | \$23,704,151 | \$17,728,508 | \$17,772,087 | \$83,147,950 |
| \$50,000 - \$99,999 | \$1,428,485 | \$1,347,090 | \$424,461 | \$4,912,438 | \$2,745,271 | \$1,896,936 | \$12,754,680 |
| \$25,000 - \$49,999 | \$1,089,621 | \$1,193,118 | \$557,475 | \$2,295,073 | \$965,218 | \$1,090,324 | \$7,190,829 |
| \$10,000 - \$24,999 | \$1,920,512 | \$1,392,962 | \$348,926 | \$2,182,421 | \$693,450 | \$757,889 | \$7,296,161 |
| \$5,000 - \$9,999 | \$1,733,128 | \$1,122,654 | \$101,304 | \$1,078,907 | \$191,074 | \$224,292 | \$4,451,360 |
| \$2,000 - \$4,999 | \$2,624,307 | \$1,704,892 | \$56,851 | \$704,934 | \$103,227 | \$156,254 | \$5,350,465 |
| \$1,000 - \$1,999 | \$1,824,292 | \$1,384,497 | \$26,932 | \$351,901 | \$47,003 | \$59,084 | \$3,693,709 |
| \$500 - \$999 | \$1,384,297 | \$922,532 | \$2,550 | \$173,197 | \$10,111 | \$21,233 | \$2,513,921 |
| \$250 - \$499 | \$661,450 | \$412,838 | \$250 | \$49,145 | \$4,642 | \$8,860 | \$1,137,185 |
| \$100 - \$249 | \$846,870 | \$492,426 | \$300 | \$41,504 | \$5,040 | \$7,017 | \$1,393,157 |
| \$1 - \$99 | \$679,929 | \$347,186 | \$0 | \$12,828 | \$672 | \$1,480 | \$1,042,094 |
| Total | \$31,647,148 | \$37,226,070 | \$12,108,643 | \$46,933,969 | \$71,230,171 | \$53,677,147 | \$252,823,146 |

| Giving Level | Alumni | Non Alumni | Family Fndns. | Corporations | Foundations | Other Orgs. | Total |
|-----------------------|---------------|---------------|---------------|--------------|-------------|-------------|---------------|
| \$10M + | 0 | 0 | 0 | 0 | 1 | 1 | 2 |
| \$5M - \$9,999,999 | 0 | 1 | 0 | 0 | 0 | 0 | 1 |
| \$1M - \$4,999,999 | 10 | 13 | 4 | 8 | 7 | 9 | 51 |
| \$100,000 - \$999,999 | 74 | 103 | 25 | 101 | 57 | 57 | 417 |
| \$50,000 - \$99,999 | 55 | 73 | 8 | 72 | 40 | 30 | 278 |
| \$25,000 - \$49,999 | 61 | 93 | 18 | 71 | 31 | 31 | 305 |
| \$10,000 - \$24,999 | 244 | 307 | 25 | 153 | 48 | 49 | 826 |
| \$5,000 - \$9,999 | 514 | 500 | 21 | 187 | 29 | 38 | 1,289 |
| \$2,000 - \$4,999 | 1,657 | 1,604 | 20 | 284 | 36 | 58 | 3,659 |
| \$1,000 - \$1,999 | 2,383 | 2,502 | 24 | 306 | 37 | 48 | 5,300 |
| \$500 - \$999 | 3,319 | 3,111 | 4 | 306 | 18 | 37 | 6,795 |
| \$250 - \$499 | 2,888 | 2,593 | 1 | 175 | 15 | 29 | 5,701 |
| \$100 - \$249 | 8,233 | 6,918 | 3 | 337 | 33 | 60 | 15,584 |
| \$1 - \$99 | 20,548 | 14,963 | 0 | 354 | 18 | 80 | 35,963 |
| Total | 39,986 | 32,781 | 153 | 2,354 | 370 | 527 | 76,171 |

ALUMNI PARTICIPATION BY CONSTITUENCY (CURRENT FISCAL YEAR)

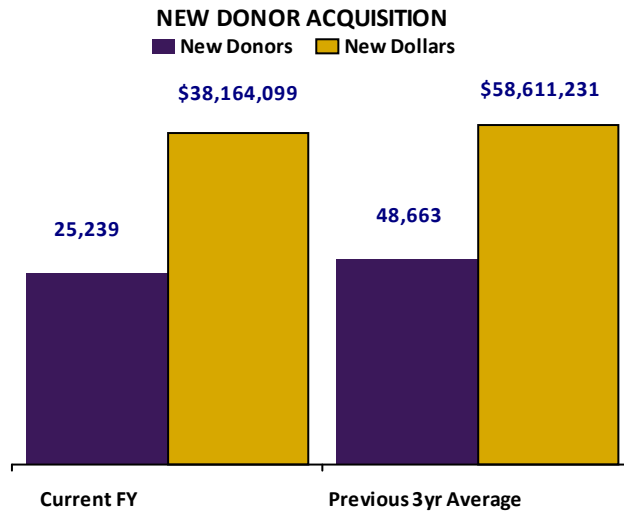
| Area | Solicitable | To UW | | To Unit | |
|--------------------------------|----------------|---------------|---------------|--------------|-----------|
| | | Year to Date | | Year to Date | |
| | | Donors | Part Rate | Donors | Part Rate |
| UW Medicine | 19,109 | 2,978 | 15.58% | 2,083 | 10.90% |
| Arts and Sciences | 145,069 | 16,585 | 11.43% | 6,150 | 4.24% |
| Business School | 37,913 | 5,841 | 15.41% | 2,101 | 5.54% |
| Built Environments | 8,096 | 1,141 | 14.09% | 564 | 6.97% |
| Dentistry | 4,501 | 1,023 | 22.73% | 615 | 13.66% |
| Education | 18,944 | 2,812 | 14.84% | 637 | 3.36% |
| Engineering | 32,856 | 4,022 | 12.24% | 2,123 | 6.46% |
| Evans School of Public Affairs | 2,394 | 422 | 17.63% | 190 | 7.94% |
| Forest Resources | 4,601 | 582 | 12.65% | 326 | 7.09% |
| Interdisc. Grad. Programs | 1,719 | 208 | 12.10% | | |
| Interdisc. Undergrad. Programs | 247 | 18 | 7.29% | | |
| Interschool Programs | 493 | 56 | 11.36% | | |
| Information School | 4,516 | 755 | 16.72% | 360 | 7.97% |
| Law | 7,755 | 1,485 | 19.15% | 915 | 11.80% |
| School of Nursing | 8,661 | 1,523 | 17.58% | 902 | 10.41% |
| Ocean & Fisheries | 4,038 | 564 | 13.97% | 333 | 8.25% |
| Pharmacy | 3,529 | 762 | 21.59% | 582 | 16.49% |
| Public Health | 4,465 | 679 | 15.21% | 285 | 6.38% |
| Social Work | 6,428 | 811 | 12.62% | 406 | 6.32% |
| UW Bothell | 6,635 | 623 | 9.39% | 299 | 4.51% |
| UW Tacoma | 7,685 | 581 | 7.56% | 341 | 4.44% |
| Unspecified | 11,813 | 1,711 | 14.48% | | |
| ALL UW TOTAL | 314,219 | 39,986 | 12.73% | | |



ALUMNI PARTICIPATION BY CONSTITUENCY (PREVIOUS FISCAL YEAR)

| Area | Solicitable | To UW | | | | To Unit | | | |
|--------------------------------|----------------|---------------|---------------|---------------|---------------|--------------|-----------|----------|-----------|
| | | Year to Date | | FY Total | | Year to Date | | FY Total | |
| | | Donors | Part Rate | Donors | Part Rate | Donors | Part Rate | Donors | PFY Final |
| UW Medicine | 18,010 | 3,159 | 17.54% | 3,822 | 21.22% | 2,033 | 11.29% | 2,243 | 12.45% |
| Arts and Sciences | 141,595 | 17,777 | 12.55% | 23,047 | 16.28% | 5,425 | 3.83% | 5,948 | 4.20% |
| Business School | 37,430 | 6,393 | 17.08% | 8,231 | 21.99% | 2,282 | 6.10% | 2,559 | 6.84% |
| Built Environments | 7,965 | 1,204 | 15.12% | 1,563 | 19.62% | 533 | 6.69% | 617 | 7.75% |
| Dentistry | 4,579 | 1,036 | 22.63% | 1,215 | 26.53% | 563 | 12.30% | 627 | 13.69% |
| Education | 18,902 | 3,128 | 16.55% | 3,870 | 20.47% | 540 | 2.86% | 589 | 3.12% |
| Engineering | 32,393 | 4,444 | 13.72% | 5,569 | 17.19% | 2,075 | 6.41% | 2,310 | 7.13% |
| Evans School of Public Affairs | 2,329 | 467 | 20.05% | 619 | 26.58% | 168 | 7.21% | 190 | 8.16% |
| Forest Resources | 4,603 | 637 | 13.84% | 801 | 17.40% | 297 | 6.45% | 324 | 7.04% |
| Interdisc. Grad. Programs | 1,622 | 226 | 13.93% | 293 | 18.06% | | | | |
| Interdisc. Undergrad. Programs | 225 | 7 | 3.11% | 22 | 9.78% | | | | |
| Interschool Programs | 453 | 40 | 8.83% | 70 | 15.45% | | | | |
| Information School | 4,370 | 822 | 18.81% | 1,004 | 22.97% | 366 | 8.38% | 405 | 9.27% |
| Law | 7,780 | 1,617 | 20.78% | 1,942 | 24.96% | 986 | 12.67% | 1,086 | 13.96% |
| School of Nursing | 8,598 | 1,663 | 19.34% | 1,980 | 23.03% | 944 | 10.98% | 1,018 | 11.84% |
| Ocean & Fisheries | 3,911 | 604 | 15.44% | 788 | 20.15% | 307 | 7.85% | 331 | 8.46% |
| Pharmacy | 3,426 | 830 | 24.23% | 997 | 29.10% | 594 | 17.34% | 648 | 18.91% |
| Public Health | 4,318 | 652 | 15.10% | 793 | 18.36% | 255 | 5.91% | 276 | 6.39% |
| Social Work | 6,404 | 895 | 13.98% | 1,105 | 17.25% | 454 | 7.09% | 496 | 7.75% |
| UW Bothell | 6,084 | 574 | 9.43% | 873 | 14.35% | 188 | 3.09% | 224 | 3.68% |
| UW Tacoma | 7,003 | 554 | 7.91% | 927 | 13.24% | 230 | 3.28% | 313 | 4.47% |
| Unspecified | 10,866 | 1,922 | 17.69% | 2,433 | 22.39% | | | | |
| ALL UW TOTAL | 305,971 | 43,071 | 14.08% | 55,089 | 18.00% | | | | |

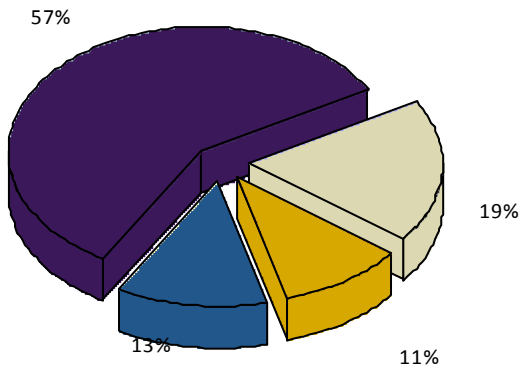
KEY PERFORMANCE INDICATORS



| | New Donors | New Dollars |
|----------------------|------------|--------------|
| Current FY | 25,239 | \$38,164,099 |
| Previous 3yr Average | 48,663 | \$58,611,231 |

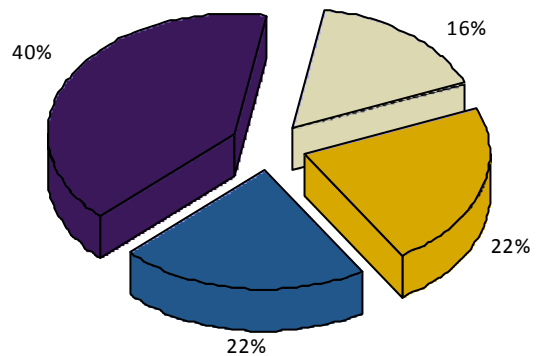
DONOR RETENTION (CURRENT FY)

- Returning Donor - Decreased Giving
- Returning Donor - Increased Giving
- Returning Donor - Same Giving
- Yet to Return as Donor



DONOR RETENTION (PREVIOUS 3YR AVG)

- Returning Donor - Decreased Giving
- Returning Donor - Increased Giving
- Returning Donor - Same Giving
- Yet to Return as Donor



| | Donors | Dollars | | Donors | Dollars |
|------------------------------------|--------|---------------|------------------------------------|--------|---------------|
| Returning Donor - Decreased Giving | 22,501 | \$65,664,902 | Returning Donor - Decreased Giving | 16,124 | \$65,278,811 |
| Returning Donor - Increased Giving | 12,981 | \$142,360,105 | Returning Donor - Increased Giving | 22,023 | \$178,192,234 |
| Returning Donor - Same Giving | 15,450 | \$6,634,040 | Returning Donor - Same Giving | 21,414 | \$8,169,227 |
| Yet to Return as Donor | 70,507 | | Yet to Return as Donor | 39,919 | |

Donor counts may vary slightly due to donor crediting preferences.
 Three-year averages are based on fiscal year totals and do not reflect year-to-date status.

Source: University Advancement, Information Management Report # devrpts_s09053
 REPORT OF CONTRIBUTIONS, UNIVERSITY OF WASHINGTON April 2009

All Areas

F-5/206-09
 6/11/09

STATE OF THE DATABASE

| School | Alumni | Friends | Total | Mailable | Mail % | Phonable | Phone % | Emailable | Email % | Emp Info | Emp % |
|--------------------------------|----------------|----------------|----------------|----------------|---------------|----------------|---------------|----------------|---------------|----------------|---------------|
| UW Medicine | 22,616 | 37,099 | 59,715 | 55,331 | 92.66% | 32,524 | 54.47% | 12,621 | 21.14% | 17,917 | 30.00% |
| Arts and Sciences | 178,033 | 18,597 | 196,630 | 165,892 | 84.37% | 76,274 | 38.79% | 43,130 | 21.93% | 52,834 | 26.87% |
| Broadcast Services | 0 | 38,006 | 38,006 | 37,432 | 98.49% | 13,981 | 36.79% | 4,702 | 12.37% | 6,820 | 17.94% |
| Built Environments | 9,463 | 1,712 | 11,175 | 9,946 | 89.00% | 5,252 | 47.00% | 2,608 | 23.34% | 4,314 | 38.60% |
| Business School | 46,276 | 3,896 | 50,172 | 42,426 | 84.56% | 21,622 | 43.10% | 13,955 | 27.81% | 21,371 | 42.60% |
| Dentistry | 5,058 | 1,569 | 6,627 | 6,161 | 92.97% | 3,969 | 59.89% | 1,747 | 26.36% | 2,018 | 30.45% |
| Education | 25,372 | 2,393 | 27,765 | 21,392 | 77.05% | 11,437 | 41.19% | 3,876 | 13.96% | 8,027 | 28.91% |
| Engineering | 40,879 | 4,032 | 44,911 | 37,194 | 82.82% | 18,705 | 41.65% | 10,014 | 22.30% | 17,036 | 37.93% |
| Environment | 0 | 35 | 35 | 35 | 100.00% | 27 | 77.14% | 20 | 57.14% | 16 | 45.71% |
| Evans School of Public Affairs | 2,706 | 585 | 3,291 | 3,080 | 93.59% | 1,839 | 55.88% | 1,469 | 44.64% | 1,811 | 55.03% |
| Forest Resources | 5,643 | 1,699 | 7,342 | 6,297 | 85.77% | 3,569 | 48.61% | 1,606 | 21.87% | 2,713 | 36.95% |
| Graduate School | 1,965 | 1,249 | 3,214 | 3,050 | 94.90% | 2,038 | 63.41% | 1,436 | 44.68% | 1,522 | 47.36% |
| Information School | 5,708 | 399 | 6,107 | 5,075 | 83.10% | 3,193 | 52.28% | 1,628 | 26.66% | 2,489 | 40.76% |
| Intercollegiate Athletics | 0 | 8,827 | 8,827 | 8,686 | 98.40% | 6,878 | 77.92% | 3,775 | 42.77% | 3,603 | 40.82% |
| Minority Affairs | 0 | 928 | 928 | 914 | 98.49% | 710 | 76.51% | 456 | 49.14% | 515 | 55.50% |
| Law | 8,777 | 1,695 | 10,472 | 9,620 | 91.86% | 5,160 | 49.27% | 4,120 | 39.34% | 4,721 | 45.08% |
| Libraries | 0 | 11,932 | 11,932 | 11,788 | 98.79% | 10,108 | 84.71% | 2,130 | 17.85% | 2,187 | 18.33% |
| Nursing | 10,766 | 1,443 | 12,209 | 10,141 | 83.06% | 5,716 | 46.82% | 2,585 | 21.17% | 4,770 | 39.07% |
| Ocean and Fishery Sciences | 4,920 | 814 | 5,734 | 4,883 | 85.16% | 2,552 | 44.51% | 1,285 | 22.41% | 2,271 | 39.61% |
| Pharmacy | 4,168 | 802 | 4,970 | 4,323 | 86.98% | 2,498 | 50.26% | 1,302 | 26.20% | 2,245 | 45.17% |
| President's Funds | 0 | 4,099 | 4,099 | 4,032 | 98.37% | 3,237 | 78.97% | 1,381 | 33.69% | 2,211 | 53.94% |
| Public Health | 5,117 | 848 | 5,965 | 5,462 | 91.57% | 3,049 | 51.11% | 2,340 | 39.23% | 2,797 | 46.89% |
| Social Work | 7,781 | 837 | 8,618 | 7,385 | 85.69% | 3,530 | 40.96% | 1,655 | 19.20% | 2,951 | 34.24% |
| Student Affairs | 0 | 9,512 | 9,512 | 9,381 | 98.62% | 7,391 | 77.70% | 3,389 | 35.63% | 4,320 | 45.42% |
| Undergraduate Academic Affairs | 0 | 1,038 | 1,038 | 1,015 | 97.78% | 777 | 74.86% | 446 | 42.97% | 421 | 40.56% |
| University Press | 0 | 813 | 813 | 780 | 95.94% | 556 | 68.39% | 256 | 31.49% | 297 | 36.53% |
| UW Alumni Association | 0 | 41,418 | 41,418 | 40,678 | 98.21% | 26,686 | 64.43% | 17,880 | 43.17% | 16,940 | 40.90% |
| UW Bothell | 7,479 | 895 | 8,374 | 7,879 | 94.09% | 4,039 | 48.23% | 2,707 | 32.33% | 1,474 | 17.60% |
| UW Tacoma | 8,571 | 924 | 9,495 | 8,924 | 93.99% | 4,587 | 48.31% | 2,621 | 27.60% | 1,385 | 14.59% |
| Other University Support | 858 | 7,647 | 8,505 | 8,190 | 96.30% | 6,162 | 72.45% | 3,610 | 42.45% | 2,095 | 24.63% |
| Unspecified School | 16,767 | 0 | 16,767 | 11,765 | 70.17% | 6,543 | 39.02% | 1,885 | 11.24% | 3,746 | 22.34% |
| No Degree\Gift Affiliation | 0 | 262,399 | 262,399 | 238,903 | 91.05% | 149,094 | 56.82% | 30,153 | 11.49% | 47,225 | 18.00% |
| Total | 387,331 | 373,363 | 760,694 | 667,492 | 87.75% | 361,384 | 47.51% | 130,591 | 17.17% | 185,296 | 24.36% |

Database Trends

