

VII. STANDING COMMITTEES

B. Finance, Audit and Facilities Committee

Grant and Contract Awards – April, 2009

RECOMMENDED ACTION:

It is the recommendation of the administration and the Finance and Audit Committee that the Board of Regents accept the Grant and Contract Awards as presented on the attached list.

Attachment: Grant and Contract Awards Summary
Report of Grant and Contract Awards of
\$1,000,000 or More

Grant and Contract Awards Summary

to

The Board of Regents

of the

University of Washington

for

April 2009

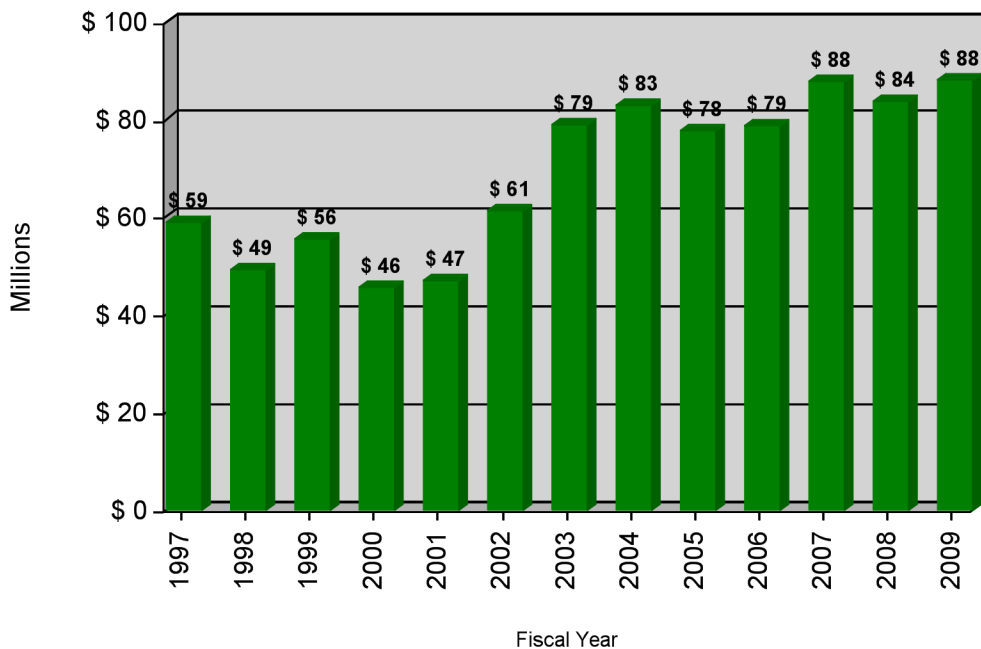
Office of Research

Office of Sponsored Programs

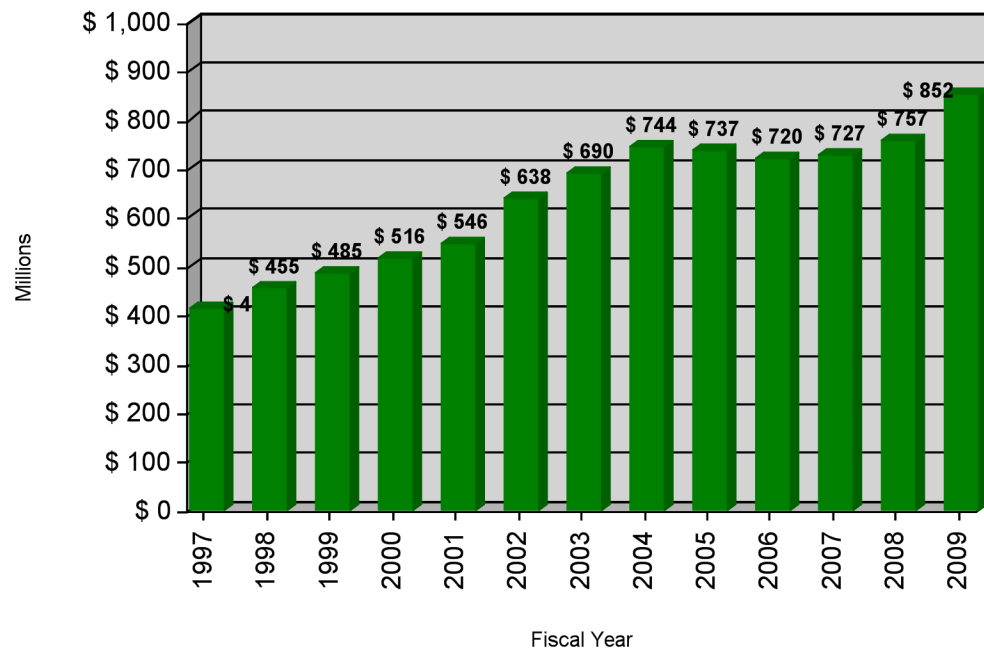
Table of Contents

Graphical Summary of Award Activity	3
Summary of Grant and Contract Awards	4
Comparison of Grants and Contract Awards by Agency	5
Comparison of Grants and Contract Awards by School/College	6
Summary of Grant Awards – Excluding Private Awards	8
Summary of Grant Awards - Private Awards	9
Summary of Contract Awards	10
Report of Grant & Contract Awards over \$1,000,000	11

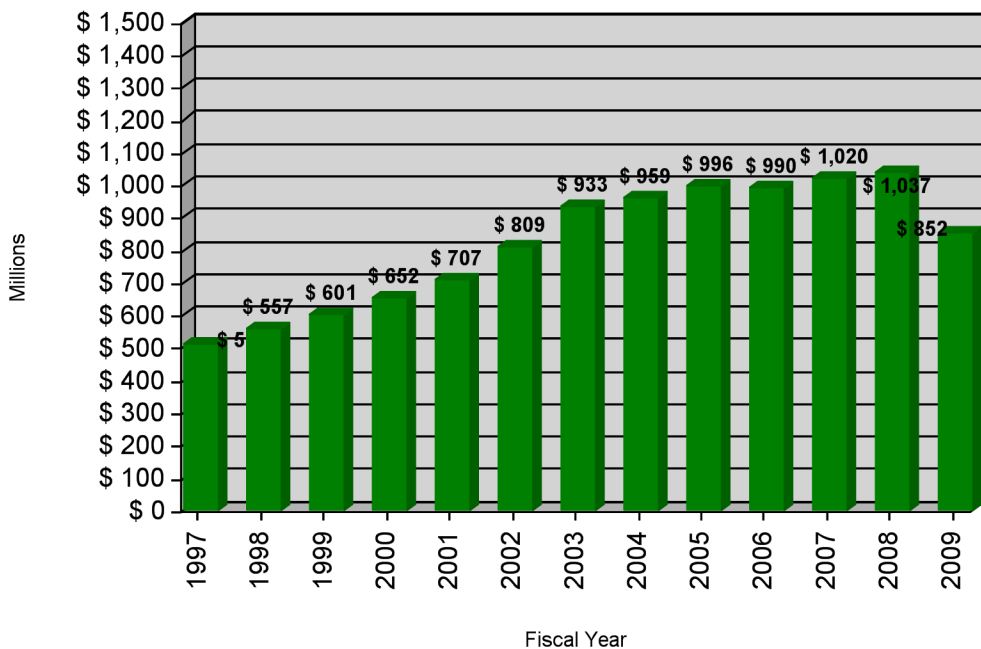
April Only
Comparison of Grant & Contract Awards



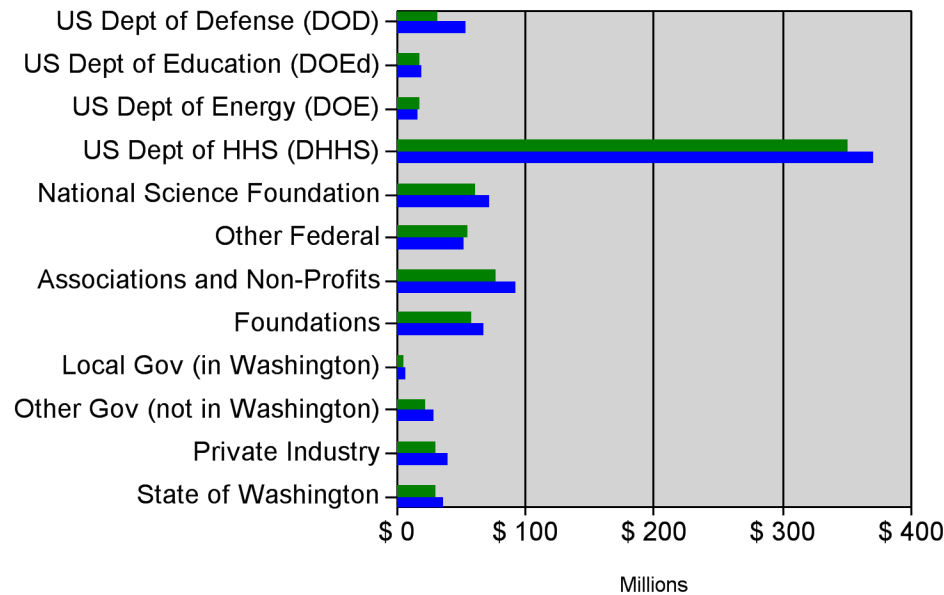
Fiscal Year to Date
Comparison of Grant & Contract Awards



Complete Fiscal Year
Comparison of Grant & Contract Awards



Fiscal Year to Date
Two-Year Comparison of Grant and Contract Awards



Legend: ■ Jul-Apr FY08 ■ Jul-Apr FY09

Summary of Grant and Contract Awards**Fiscal Year 2008-2009**

Month	RESEARCH AND OTHER		TRAINING		Total Grants and Contracts
	Federal	Non-Federal	Federal	Non-Federal	
July	\$ 86,111,310	\$ 16,220,680	\$ 9,776,757	\$ 3,001,990	\$ 115,110,700
August	\$ 59,011,790	\$ 22,463,880	\$ 7,944,685	\$ 1,036,159	\$ 90,456,520
September	\$ 105,344,800	\$ 20,093,510	\$ 9,282,558	\$ 1,091,509	\$ 135,812,400
October	\$ 63,252,340	\$ 52,224,910	\$ 6,130,011	\$ 2,279,804	\$ 123,887,100
November	\$ 22,820,940	\$ 33,654,000	\$ 1,145,695	\$ 2,762,181	\$ 60,382,820
December	\$ 34,707,560	\$ 22,962,860	\$ 102,730	\$ 979,880	\$ 58,753,020
January	\$ 30,733,770	\$ 31,658,590	\$ 1,314,516	\$ 909,721	\$ 64,616,590
February	\$ 38,494,480	\$ 16,934,460	\$ 1,170,230	\$ 1,320,559	\$ 57,919,730
March	\$ 34,910,240	\$ 18,161,900	\$ 3,185,760	\$ 102,937	\$ 56,360,840
April	\$ 56,275,350	\$ 20,173,500	\$ 11,124,150	\$ 571,993	\$ 88,144,990
FY09 to Date	\$531,662,574	\$254,548,303	\$51,177,089	\$14,056,733	\$851,444,700
FY08 to Date	\$490,516,900	\$203,725,690	\$42,701,256	\$19,849,608	\$756,793,455
Over (Under) Previous Year	\$41,145,675	\$50,822,613	\$8,475,833	(\$5,792,875)	\$94,651,245

Assuming acceptance of all awards by the Board of Regents

Comparison of Grant and Contract Awards by Agency**Fiscal Years 2007-2008 and 2008-2009**

Agency	Jul-Apr FY08	Jul-Apr FY09
US Department of Defense (DOD)	\$ 31,948,561	\$ 53,110,773
US Department of Education (DOEd)	\$ 17,504,862	\$ 19,425,615
US Department of Energy (DOE)	\$ 17,487,543	\$ 15,576,568
US Department of Health and Human Services (DHHS)	\$ 350,654,559	\$ 370,573,583
National Science Foundation (NSF)	\$ 60,772,893	\$ 72,337,569
Other Federal	\$ 54,849,738	\$ 51,815,556
Subtotal for Federal :	\$ 533,218,156	\$ 582,839,663
Associations and Non-Profits	\$ 77,130,107	\$ 91,687,105
Foundations	\$ 57,394,192	\$ 67,357,037
Local Government (in Washington)	\$ 6,018,534	\$ 6,267,441
Other Government (not in Washington)	\$ 22,841,124	\$ 27,980,578
Private Industry	\$ 30,453,907	\$ 39,504,050
State of Washington	\$ 29,737,435	\$ 35,808,825
Subtotal for Non-Federal :	\$ 223,575,299	\$ 268,605,037
Grand Total :	\$ 756,793,455	\$ 851,444,700
Amount of Increase (Decrease) :		\$ 94,651,245
Percent of Increase (Decrease) :		12.5 %

Assuming acceptance of all awards by the Board of Regents

Comparison of Grant and Contract Awards by School/College

Fiscal Years 2007-2008 and 2008-2009

School/College	Jul-Apr FY08	Jul-Apr FY09
Upper Campus		
Architecture and Urban Planning	\$ 940,319	\$ 1,916,765
Arts and Sciences	\$ 74,657,360	\$ 78,002,647
Business Administration	\$ 740,458	\$ 770,000
College of the Environment		\$ 120,088
Computing & Communications	\$ 30,000	
Director of Libraries	\$ 116,500	\$ 6,860,485
Education	\$ 2,951,845	\$ 9,162,873
Educational Outreach	\$ 287,668	\$ 96,400
Engineering	\$ 60,932,277	\$ 69,317,539
Evans School of Public Affairs	\$ 3,538,635	\$ 3,472,452
Executive Vice President	\$ 208,000	\$ 1,451,647
Forest Resources	\$ 4,930,125	\$ 7,411,814
Graduate School	\$ 1,058,653	\$ 4,668,556
Information School	\$ 5,329,239	\$ 5,433,363
Law	\$ 409,734	\$ 2,775,906
Ocean and Fishery Sciences	\$ 73,486,314	\$ 72,556,527
Office of Research	\$ 18,236,159	\$ 16,770,005
Provost	\$ 200,000	\$ 112,947
Social Work	\$ 11,430,598	\$ 11,710,823
Undergraduate Education	\$ 363,372	\$ 272,265
VP Educational Partnerships	\$ 43,745	\$ 30,000
VP Minority Affairs	\$ 7,118,112	\$ 6,617,602
Subtotal :	\$ 267,009,113	\$ 299,530,703
Health Sciences		
Dentistry	\$ 10,135,366	\$ 7,607,794
Medicine	\$ 371,744,408	\$ 432,380,549
Nursing	\$ 11,158,074	\$ 10,445,386
Pharmacy	\$ 7,683,748	\$ 8,122,739
Public Health and Community Medicine	\$ 58,413,257	\$ 59,804,986
Subtotal :	\$ 459,134,853	\$ 518,361,453
Special Programs		
Alcohol and Drug Abuse Institute	\$ 4,126,521	\$ 3,094,050
CHDD Administration	\$ 7,571,760	\$ 5,066,478
Regional Primate Center	\$ 16,722,351	\$ 20,076,037
Subtotal :	\$ 28,420,632	\$ 28,236,565
Other UW Campuses		
Bothell	\$ 1,301,517	\$ 4,804,721
Tacoma	\$ 322,285	\$ 511,258

Assuming acceptance of all awards by the Board of Regents

Summary of Grant Awards**Fiscal Year 2008-2009***Excluding private awards from Foundations, Industry, Associations and Others*

Month	RESEARCH AND OTHER		TRAINING		Total Grants
	Federal	Non-Federal	Federal	Non-Federal	
July	\$ 84,699,550	\$ 3,384,315	\$ 9,776,757	\$ 226,080	\$ 98,086,700
August	\$ 53,590,660	\$ 5,137,674	\$ 7,914,685	\$ 0	\$ 66,643,020
September	\$ 90,787,430	\$ 3,932,069	\$ 9,263,558	\$ 164,451	\$ 104,147,500
October	\$ 57,813,560	\$ 8,630,334	\$ 6,130,011	\$ 155,787	\$ 72,729,690
November	\$ 17,799,160	\$ 976,483	\$ 1,145,695	\$ 606,373	\$ 20,527,710
December	\$ 24,735,870	\$ 4,139,161	\$ 102,730	\$ 193,486	\$ 29,171,250
January	\$ 28,362,900	\$ 12,267,870	\$ 1,290,516	\$ 680,002	\$ 42,601,290
February	\$ 34,430,480	\$ 2,027,890	\$ 1,170,230	\$ 750,000	\$ 38,378,600
March	\$ 32,394,290	\$ 1,626,292	\$ 3,185,760	\$ 0	\$ 37,206,340
April	\$ 55,444,090	\$ 1,766,909	\$ 11,124,150	\$ 34,525	\$ 68,369,670
Year to Date	\$ 480,058,000	\$ 43,889,000	\$ 51,104,090	\$ 2,810,704	\$ 577,861,800

Assuming acceptance of all awards by the Board of Regents

Summary of Grant Awards**Fiscal Year 2008-2009***Private awards from Foundations, Industry, Associations and Others*

Month	RESEARCH AND OTHER	TRAINING	Total Grants
July	\$ 6,878,668	\$ 512,428	\$ 7,391,096
August	\$ 12,186,370	\$ 397,418	\$ 12,583,790
September	\$ 10,619,370	\$ 83,395	\$ 10,702,760
October	\$ 34,771,180	\$ 440,967	\$ 35,212,150
November	\$ 24,972,490	\$ 1,185,445	\$ 26,157,940
December	\$ 8,611,615	\$ 64,676	\$ 8,676,291
January	\$ 15,142,940	\$ 95,814	\$ 15,238,760
February	\$ 10,627,290	\$ 12,376	\$ 10,639,660
March	\$ 9,523,421	\$ 0	\$ 9,523,421
April	\$ 11,164,340	\$ 39,291	\$ 11,203,630
Year to Date	\$ 144,497,700	\$ 2,831,810	\$ 147,329,500

Assuming acceptance of all awards by the Board of Regents

Summary of Contract Awards**Fiscal Year 2008-2009**

Month	RESEARCH AND OTHER		TRAINING		Total Contracts
	Federal	Non-Federal	Federal	Non-Federal	
July	\$ 1,411,756	\$ 5,957,698	\$ 0	\$ 2,263,482	\$ 9,632,936
August	\$ 5,421,129	\$ 5,139,839	\$ 30,000	\$ 638,741	\$ 11,229,710
September	\$ 14,557,370	\$ 5,542,074	\$ 19,000	\$ 843,663	\$ 20,962,110
October	\$ 5,438,786	\$ 8,823,394	\$ 0	\$ 1,683,050	\$ 15,945,230
November	\$ 5,021,777	\$ 7,705,027	\$ 0	\$ 970,363	\$ 13,697,170
December	\$ 9,971,688	\$ 10,212,080	\$ 0	\$ 721,718	\$ 20,905,490
January	\$ 2,370,864	\$ 4,247,778	\$ 24,000	\$ 133,905	\$ 6,776,547
February	\$ 4,063,997	\$ 4,279,290	\$ 0	\$ 558,183	\$ 8,901,470
March	\$ 2,515,948	\$ 7,012,189	\$ 0	\$ 102,937	\$ 9,631,074
April	\$ 831,263	\$ 7,242,258	\$ 0	\$ 498,177	\$ 8,571,698
Year to Date	\$ 51,604,580	\$ 66,161,630	\$ 73,000	\$ 8,414,219	\$ 126,253,400

Assuming acceptance of all awards by the Board of Regents

**Report of Grant and Contract Awards
of \$1,000,000 or More**

April 2009

**Requiring action of
The Board of Regents
of the
University of Washington**

**Office of Research
Office of Sponsored Programs**

Detail of Public Grant Awards

Federal

US Department of Health and Human Services (DHHS)

Health Resources and Services Administration (HRSA)

To: King K. Holmes, Professor \$ 9,183,081
 Department of Medicine
 For: International AIDS Education and Training Center
 Eff: 4/1/2009 Classified: No

Total for Health Resources and Services Administration (HRSA): \$ 9,183,081

National Institutes of Health (NIH)

To: Murray Raskind, Professor \$ 2,546,891
 Department of Psychiatry
 For: Alzheimer's Disease Research Center
 Eff: 5/1/2009 Classified: No

To: David Eaton, Professor \$ 1,484,487
 Department of Environmental and Occupational Health Sciences
 For: Center for Ecogenetics and Environmental Health
 Eff: 4/1/2009 Classified: No

To: Michael J Gale, Associate Professor \$ 2,164,329
 Department of Immunology
 For: Immune Control of Flavivirus Infection
 Eff: 5/1/2009 Classified: No

National Human Genome Research Institute (NHGRI)

To: Robert H Waterston, Professor \$ 1,324,464
 Department of Genome Sciences
 For: Global Identification of transcribed elements in the C. elegans
 Eff: 4/1/2009 Classified: No

Total for National Human Genome Research Institute (NHGRI): \$ 1,324,464

National Institute of Environmental Health and Science (NIEHS)

To: Harvey Checkoway, Professor \$ 2,415,820
 Department of Environmental and Occupational Health Sciences
 For: Effect-Related Biomarkers of Environmental Neurotoxic Exposures
 Eff: 4/20/2009 Classified: No

Total for National Institute of Environmental Health and Science (NIEHS): \$ 2,415,820

Total for National Institutes of Health (NIH): \$ 9,935,991

Total for US Department of Health and Human Services (DHHS): \$ 19,119,072

Total for Federal: \$ 19,119,072

Total Public Grants: \$ 19,119,072

Detail of Private Grant Awards

Foundations

Bill and Melinda Gates Foundation

To: Christopher J Murray, Professor \$ 3,410,580
Global Health

For: Disease Control Priorities Network

Eff: 4/1/2009

Classified: No

Total for Bill and Melinda Gates Foundation: \$ 3,410,580

Total for Foundations: \$ 3,410,580

Total Private Grants: \$ 3,410,580

Grand Total for all Awards \$ 22,529,652