

VII. STANDING COMMITTEES

B. Finance, Audit and Facilities Committee

Grant and Contract Awards Summary – May, 2009

RECOMMENDED ACTION:

It is the recommendation of the administration and the Finance and Audit Committee that the Board of Regents accept the Grant and Contract Awards as presented on the attached list.

Attachment:            Grant and Contract Awards Summary  
                             Report of Grant and Contract Awards of  
                             \$1,000,000 or More

---

---

# **Grant and Contract Awards Summary**

**to**

**The Board of Regents**

**of the**

**University of Washington**

**for**

**May 2009**

**Office of Research**

**Office of Sponsored Programs**

---

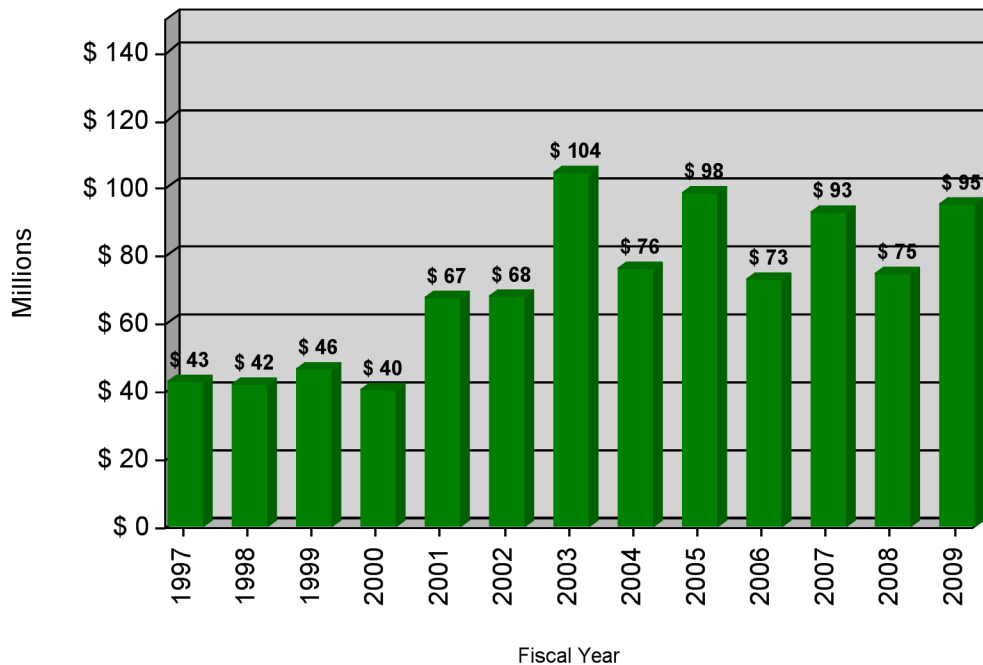
---

---

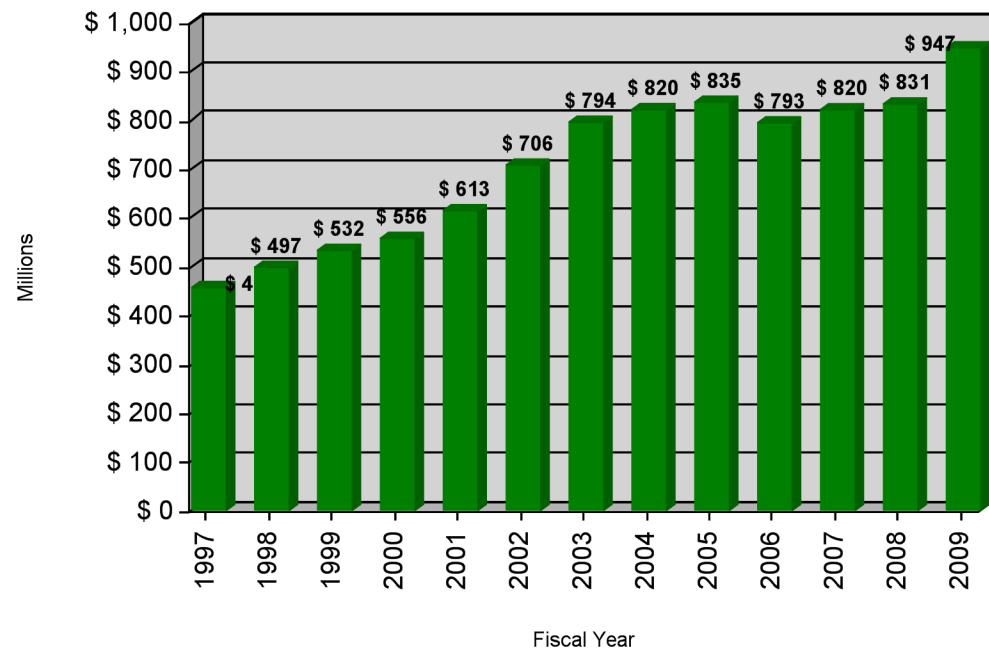
## Table of Contents

Graphical Summary of Award Activity	3
Summary of Grant and Contract Awards	4
Comparison of Grants and Contract Awards by Agency	5
Comparison of Grants and Contract Awards by School/College	6
Summary of Grant Awards – Excluding Private Awards	8
Summary of Grant Awards - Private Awards	9
Summary of Contract Awards	10
Report of Grant & Contract Awards over \$1,000,000	11

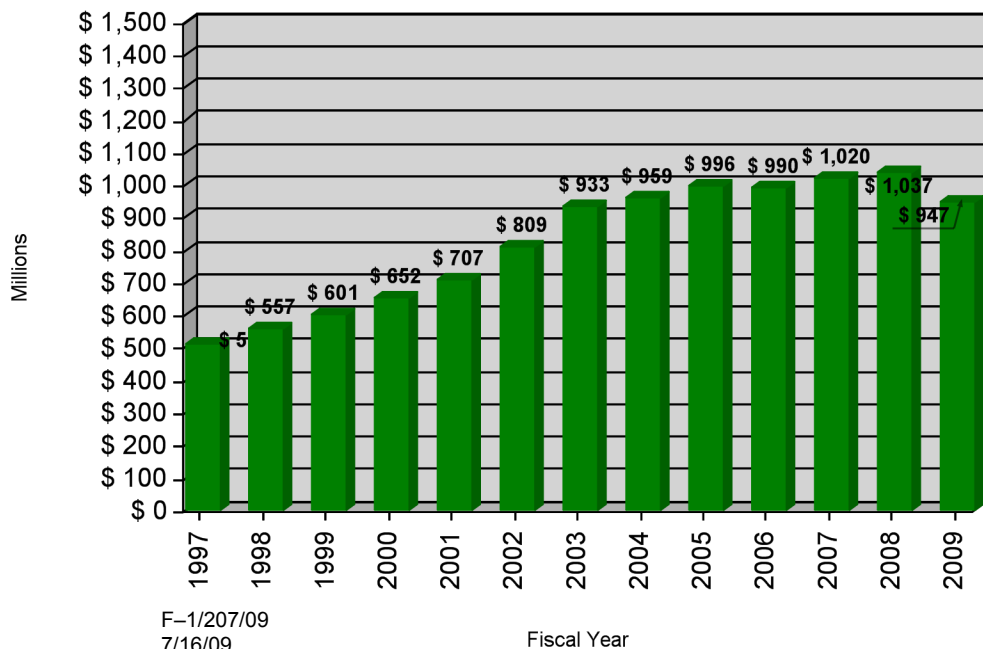
**May Only**  
**Comparison of Grant & Contract Awards**



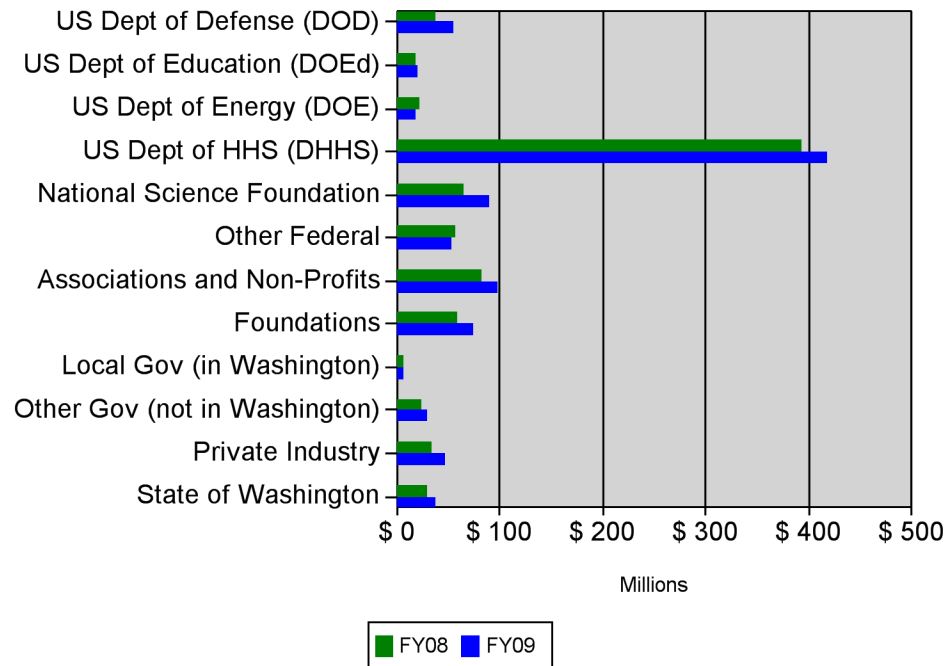
**Fiscal Year to Date**  
**Comparison of Grant & Contract Awards**



**Complete Fiscal Year**  
**Comparison of Grant & Contract Awards**



**Fiscal Year to Date**  
**Two-Year Comparison of Grant and Contract Awards**



---

---

**Summary of Grant and Contract Awards**

**Fiscal Year 2008-2009**

---

<b>Month</b>	<b>RESEARCH AND OTHER</b>		<b>TRAINING</b>		<b>Total Grants and Contracts</b>
	<b>Federal</b>	<b>Non-Federal</b>	<b>Federal</b>	<b>Non-Federal</b>	
July	\$ 86,111,310	\$ 16,220,680	\$ 9,776,757	\$ 3,001,990	\$ 115,110,700
August	\$ 59,011,790	\$ 22,463,880	\$ 7,944,685	\$ 1,036,159	\$ 90,456,520
September	\$ 105,344,800	\$ 20,093,510	\$ 9,282,558	\$ 1,091,509	\$ 135,812,400
October	\$ 63,252,340	\$ 52,224,910	\$ 6,130,011	\$ 2,279,804	\$ 123,887,100
November	\$ 22,820,940	\$ 33,654,000	\$ 1,145,695	\$ 2,762,181	\$ 60,382,820
December	\$ 34,707,560	\$ 22,962,860	\$ 102,730	\$ 979,880	\$ 58,753,020
January	\$ 30,733,770	\$ 31,658,590	\$ 1,314,516	\$ 909,721	\$ 64,616,590
February	\$ 38,494,480	\$ 16,934,460	\$ 1,170,230	\$ 1,320,559	\$ 57,919,730
March	\$ 34,910,240	\$ 18,161,900	\$ 3,185,760	\$ 102,937	\$ 56,360,840
April	\$ 56,275,350	\$ 20,132,500	\$ 11,124,150	\$ 571,993	\$ 88,104,000
May	\$ 63,575,830	\$ 22,845,860	\$ 7,798,797	\$ 779,967	\$ 95,000,450
<b>FY09 to Date</b>	<b>\$595,238,407</b>	<b>\$277,353,160</b>	<b>\$58,975,886</b>	<b>\$14,836,700</b>	<b>\$946,404,153</b>
<b>FY08 to Date</b>	<b>\$544,500,036</b>	<b>\$216,621,984</b>	<b>\$50,123,539</b>	<b>\$20,065,303</b>	<b>\$831,310,863</b>
<b>Over (Under) Previous Year</b>	<b>\$50,738,370</b>	<b>\$60,731,175</b>	<b>\$8,852,347</b>	<b>(\$5,228,603)</b>	<b>\$115,093,289</b>

*Assuming acceptance of all awards by the Board of Regents*

---

---

**Comparison of Grant and Contract Awards by Agency****Fiscal Years 2007-2008 and 2008-2009**

---

<b>Agency</b>	<b>Jul-May FY08</b>	<b>Jul-May FY09</b>
US Department of Defense (DOD)	\$ 37,483,824	\$ 54,461,678
US Department of Education (DOEd)	\$ 18,411,362	\$ 21,149,171
US Department of Energy (DOE)	\$ 22,859,293	\$ 17,339,326
US Department of Health and Human Services (DHHS)	\$ 392,485,938	\$ 417,391,906
National Science Foundation (NSF)	\$ 65,832,758	\$ 90,730,144
Other Federal	\$ 57,550,400	\$ 53,142,068
<b>Subtotal for Federal :</b>	<b>\$ 594,623,576</b>	<b>\$ 654,214,293</b>
Associations and Non-Profits	\$ 82,701,356	\$ 97,713,838
Foundations	\$ 59,542,695	\$ 74,354,940
Local Government (in Washington)	\$ 6,373,514	\$ 6,833,634
Other Government (not in Washington)	\$ 23,892,142	\$ 29,291,289
Private Industry	\$ 34,011,731	\$ 46,550,518
State of Washington	\$ 30,165,850	\$ 37,445,641
<b>Subtotal for Non-Federal :</b>	<b>\$ 236,687,287</b>	<b>\$ 292,189,860</b>
<b>Grand Total :</b>	<b>\$ 831,310,863</b>	<b>\$ 946,404,153</b>
<b>Amount of Increase (Decrease) :</b>		<b>\$ 115,093,289</b>
<b>Percent of Increase (Decrease) :</b>		<b>13.8 %</b>

*Assuming acceptance of all awards by the Board of Regents*

**Comparison of Grant and Contract Awards by School/College**

**Fiscal Years 2007-2008 and 2008-2009**

<b>School/College</b>		<b>Jul-May FY08</b>	<b>Jul-May FY09</b>
<b>Upper Campus</b>			
	Architecture and Urban Planning	\$ 967,831	\$ 1,981,265
	Arts and Sciences	\$ 84,131,716	\$ 92,751,370
	Business Administration	\$ 740,458	\$ 924,182
	College of the Environment		\$ 320,490
	Computing & Communications	\$ 30,000	
	Director of Libraries	\$ 2,054,839	\$ 8,797,104
	Education	\$ 2,972,805	\$ 9,879,562
	Educational Outreach	\$ 287,668	\$ 96,400
	Engineering	\$ 64,768,966	\$ 72,641,802
	Evans School of Public Affairs	\$ 4,023,485	\$ 3,472,452
	Executive Vice President	\$ 208,000	\$ 1,451,647
	Forest Resources	\$ 5,156,312	\$ 7,498,318
	Graduate School	\$ 1,808,653	\$ 7,870,056
	Information School	\$ 5,392,939	\$ 5,594,633
	Law	\$ 409,734	\$ 3,060,946
	Ocean and Fishery Sciences	\$ 82,628,164	\$ 78,245,670
	Office of Research	\$ 18,326,159	\$ 16,931,109
	Provost	\$ 200,000	\$ 112,947
	Social Work	\$ 12,593,867	\$ 12,721,377
	Undergraduate Education	\$ 363,372	\$ 272,265
	VP Educational Partnerships	\$ 43,745	\$ 30,000
	VP Minority Affairs	\$ 7,138,112	\$ 6,638,602
	<b>Subtotal :</b>	<b>\$ 294,246,825</b>	<b>\$ 331,292,195</b>
<b>Health Sciences</b>			
	Dentistry	\$ 10,782,531	\$ 8,143,508
	Medicine	\$ 406,741,457	\$ 487,187,129
	Nursing	\$ 13,527,062	\$ 12,358,945
	Pharmacy	\$ 8,295,197	\$ 8,321,637
	Public Health and Community Medicine	\$ 66,884,239	\$ 63,892,186
	<b>Subtotal :</b>	<b>\$ 506,230,486</b>	<b>\$ 579,903,404</b>
<b>Special Programs</b>			
	Alcohol and Drug Abuse Institute	\$ 4,310,584	\$ 3,094,050
	CHDD Administration	\$ 7,571,760	\$ 6,347,487
	Regional Primate Center	\$ 16,722,351	\$ 20,076,037
	<b>Subtotal :</b>	<b>\$ 28,604,695</b>	<b>\$ 29,517,574</b>
<b>Other UW Campuses</b>			
	Bothell	\$ 1,301,517	\$ 5,179,721
	Tacoma	\$ 322,285	\$ 511,258

School/College		Jul-May FY08	Jul-May FY09
Other UW Campuses	Subtotal :	\$ 1,623,802	\$ 5,690,979
	Not Indicated Not Indicated	\$ 605,055	
	Subtotal :	\$ 605,055	
	Grand Total :	\$ 831,310,863	\$ 946,404,153

*Assuming acceptance of all awards by the Board of Regents*



---

---

**Summary of Grant Awards****Fiscal Year 2008-2009***Excluding private awards from Foundations, Industry, Associations and Others*

---

<b>Month</b>	<b>RESEARCH AND OTHER</b>		<b>TRAINING</b>		<b>Total Grants</b>
	<b>Federal</b>	<b>Non-Federal</b>	<b>Federal</b>	<b>Non-Federal</b>	
July	\$ 84,699,550	\$ 3,384,315	\$ 9,776,757	\$ 226,080	\$ 98,086,700
August	\$ 53,590,660	\$ 5,137,674	\$ 7,914,685	\$ 0	\$ 66,643,020
September	\$ 90,787,430	\$ 3,932,069	\$ 9,263,558	\$ 164,451	\$ 104,147,500
October	\$ 57,813,560	\$ 8,630,334	\$ 6,130,011	\$ 155,787	\$ 72,729,690
November	\$ 17,799,160	\$ 976,483	\$ 1,145,695	\$ 606,373	\$ 20,527,710
December	\$ 24,735,870	\$ 4,139,161	\$ 102,730	\$ 193,486	\$ 29,171,250
January	\$ 28,362,900	\$ 12,267,870	\$ 1,290,516	\$ 680,002	\$ 42,601,290
February	\$ 34,430,480	\$ 2,027,890	\$ 1,170,230	\$ 750,000	\$ 38,378,600
March	\$ 32,394,290	\$ 1,626,292	\$ 3,185,760	\$ 0	\$ 37,206,340
April	\$ 55,444,090	\$ 1,766,909	\$ 11,124,150	\$ 34,525	\$ 68,369,670
May	\$ 60,902,770	\$ 831,133	\$ 5,862,178	\$ 604,808	\$ 68,200,890
<b>Year to Date</b>	<b>\$ 540,960,800</b>	<b>\$ 44,720,130</b>	<b>\$ 56,966,270</b>	<b>\$ 3,415,512</b>	<b>\$ 646,062,700</b>

*Assuming acceptance of all awards by the Board of Regents*

---

---

**Summary of Grant Awards****Fiscal Year 2008-2009***Private awards from Foundations, Industry, Associations and Others*

---

<b>Month</b>	<b>RESEARCH AND OTHER</b>	<b>TRAINING</b>	<b>Total Grants</b>
July	\$ 6,878,668	\$ 512,428	\$ 7,391,096
August	\$ 12,186,370	\$ 397,418	\$ 12,583,790
September	\$ 10,619,370	\$ 83,395	\$ 10,702,760
October	\$ 34,771,180	\$ 440,967	\$ 35,212,150
November	\$ 24,972,490	\$ 1,185,445	\$ 26,157,940
December	\$ 8,611,615	\$ 64,676	\$ 8,676,291
January	\$ 15,142,940	\$ 95,814	\$ 15,238,760
February	\$ 10,627,290	\$ 12,376	\$ 10,639,660
March	\$ 9,523,421	\$ 0	\$ 9,523,421
April	\$ 11,163,840	\$ 39,291	\$ 11,203,130
May	\$ 13,387,530	\$ 58,891	\$ 13,446,420
<b>Year to Date</b>	<b>\$ 157,884,700</b>	<b>\$ 2,890,701</b>	<b>\$ 160,775,400</b>

*Assuming acceptance of all awards by the Board of Regents*

Summary of Contract Awards					
Fiscal Year 2008-2009					
Month	RESEARCH AND OTHER		TRAINING		Total Contracts
	Federal	Non-Federal	Federal	Non-Federal	
July	\$ 1,411,756	\$ 5,957,698	\$ 0	\$ 2,263,482	\$ 9,632,936
August	\$ 5,421,129	\$ 5,139,839	\$ 30,000	\$ 638,741	\$ 11,229,710
September	\$ 14,557,370	\$ 5,542,074	\$ 19,000	\$ 843,663	\$ 20,962,110
October	\$ 5,438,786	\$ 8,823,394	\$ 0	\$ 1,683,050	\$ 15,945,230
November	\$ 5,021,777	\$ 7,705,027	\$ 0	\$ 970,363	\$ 13,697,170
December	\$ 9,971,688	\$ 10,212,080	\$ 0	\$ 721,718	\$ 20,905,490
January	\$ 2,370,864	\$ 4,247,778	\$ 24,000	\$ 133,905	\$ 6,776,547
February	\$ 4,063,997	\$ 4,279,290	\$ 0	\$ 558,183	\$ 8,901,470
March	\$ 2,515,948	\$ 7,012,189	\$ 0	\$ 102,937	\$ 9,631,074
April	\$ 831,263	\$ 7,201,759	\$ 0	\$ 498,177	\$ 8,531,199
May	\$ 2,673,062	\$ 8,627,191	\$ 1,936,619	\$ 116,268	\$ 13,353,140
<b>Year to Date</b>	<b>\$ 54,277,640</b>	<b>\$ 74,748,320</b>	<b>\$ 2,009,619</b>	<b>\$ 8,530,487</b>	<b>\$ 139,566,100</b>

*Assuming acceptance of all awards by the Board of Regents*

---

---

**Report of Grant and Contract Awards  
of \$1,000,000 or More**

**May 2009**

**Requiring action of  
The Board of Regents  
of the  
University of Washington**

**Office of Research  
Office of Sponsored Programs**

---

---

# Detail of Public Grant Awards

## Federal

### US Department of Energy (DOE)

#### US Department of Energy (DOE)

To:	R. G. Robertson, Professor Department of Physics	\$ 1,610,500
For:	Experimental Nuclear Physics	
Eff:	12/1/2008	Classified: No

<b>Total for US Department of Energy (DOE):</b>	<b>\$ 1,610,500</b>
---	---------------------

<b>Total for US Department of Energy (DOE):</b>	<b>\$ 1,610,500</b>
---	---------------------

### US Department of Health and Human Services (DHHS)

#### Centers for Disease Control and Prevention (CDC)

To:	Grace C. John Stewart, Assoc Professor Department of Medicine	\$ 1,516,000
For:	University of Washington/Coptic Hospital Collaborative HIV-1 Care	
Eff:	4/1/2009	Classified: No

<b>Total for Centers for Disease Control and Prevention (CDC):</b>	<b>\$ 1,516,000</b>
--	---------------------

#### National Institutes of Health (NIH)

To:	Joel Kaufman, Professor Department of Environmental and Occupational Health Sciences	\$ 2,381,547
For:	DISCOVER Center: Cardiovascular Disease and Traffic Related Air Pollution	
Eff:	6/1/2009	Classified: No

To:	Stanley C Froehner, Professor Department of Physiology and Biophysics	\$ 1,315,571
For:	Molecular and Cellular Therapies for Muscular Dystrophy	
Eff:	6/1/2009	Classified: No

To:	Mary-claire King, Professor Department of Medicine	\$ 1,865,338
For:	A Genomic Approach to Schizophrenia	
Eff:	5/11/2009	Classified: No

#### *National Institute of Allergy and Infectious Diseases (NIAID)*

To:	Samuel I Miller, Professor Department of Medicine	\$ 7,969,159
For:	NWRCE for Biodefense and Emerging Infectious Diseases Research	
Eff:	3/1/2009	Classified: No

<i>Total for National Institute of Allergy and Infectious Diseases (NIAID):</i>	<i>\$ 7,969,159</i>
---	---------------------

<b>Total for National Institutes of Health (NIH):</b>	<b>\$ 13,531,615</b>
---	----------------------

<b>Total for US Department of Health and Human Services (DHHS):</b>	<b>\$ 15,047,615</b>
---	----------------------

### National Science Foundation (NSF)

#### National Science Foundation (NSF)

To:	John D Bransford, Professor Department of Education	\$ 2,499,036
For:	The LIFE Center: Learning in Informal and Formal Environments	
Eff:	7/2/2004	Classified: No

## Detail of Public Grant Awards

### Federal

---

#### National Science Foundation (NSF)

##### National Science Foundation (NSF)

To: Helene J. Obradovich, Director \$ 3,119,500  
Dean Grad School Admin

For: 2008-2009 NSF Graduate Research Fellowship

Eff: 6/16/2008 Classified: No

To: Gunther A. Uhlmann, Professor \$ 2,070,940  
Department of Mathematics

For: EMSW21-RTG: Research Training Grant in Inverse Problems and  
Partial Differential Equations

Eff: 6/1/2009 Classified: No

**Total for National Science Foundation (NSF): \$ 7,689,476**

**Total for National Science Foundation (NSF): \$ 7,689,476**

**Total for Federal: \$ 24,347,591**

**Total Public Grants: \$ 24,347,591**

## Detail of Private Grant Awards

### Foundations

---

#### Bill and Melinda Gates Foundation

To: Christopher J Murray, Professor \$ 2,068,239  
Global Health

For: Copy of Global Burden of Disease

Eff: 3/6/2008

Classified: No

To: Paul Yager, Professor \$ 2,363,402  
Bioengineering

For: A Point-of-Care Diagnostic System for the Developing World

Eff: 7/1/2005

Classified: No

**Total for Bill and Melinda Gates Foundation: \$ 4,431,641**

**Total for Foundations: \$ 4,431,641**

**Total Private Grants: \$ 4,431,641**

## Detail of Contract Awards

### Federal

---

#### US Department of Health and Human Services (DHHS)

##### National Institutes of Health (NIH)

###### *National Institute of Allergy and Infectious Diseases (NIAID)*

To: Dorothy L Patton, Professor \$ 1,697,440  
Department of Obstetrics and Gynecology

For: Topical Microbicide Safety and Efficacy Evaluation in Nonhuman  
Primates

Eff: 5/31/2007 Classified: No

*Total for National Institute of Allergy and Infectious Diseases  
(NIAID):* \$ 1,697,440

###### *National Library of Medicine (NLM)*

To: Neil Rambo, Associate Dean Of Library \$ 1,936,619  
Library

For: National Network of Libraries of Medicine, Pacific NW Region

Eff: 8/1/2006 Classified: No

*Total for National Library of Medicine (NLM):* \$ 1,936,619

**Total for National Institutes of Health (NIH): \$ 3,634,059**

**Total for US Department of Health and Human Services (DHHS): \$ 3,634,059**

**Total for Federal: \$ 3,634,059**

**Total Contracts: \$ 3,634,059**

**Grand Total for all Awards \$ 32,413,291**